



Richland County Council

WORK SESSION

October 16, 2018 – 2:00 PM

Council Chambers

2020 Hampton Street, Columbia, SC 29204

1. **Call to Order**

The Honorable Joyce Dickerson, Chair
Richland County Council

2. **Using Public Funds on Private Roads: Hardship Options (on June 26th D&S Committee Agenda, forwarded to Council with a recommendation to hold a work session) [PAGES 2-49]**

3. **Adjourn**

**RICHLAND COUNTY GOVERNMENT
COMMUNITY PLANNING & DEVELOPMENT**

2020 Hampton Street, Columbia, SC 29204
T 803-929-6000 | TDD 803-576-2045
richlandcountysc.gov



Memorandum

To Richland County Council
cc Larry Smith, County Attorney
Sandra Yudice, Assistant County Administrator
Brandon Madden, Assistant to the County Administrator
From Tracy Hegler, Director Community Planning & Development
Ismail Ozbek, Director Public Works
Date October 12, 2018
Subject October 16, 2018 Council Work Session Materials – Private Road Hardship and

County Council approved under consent and with no discussion, at its meeting July 10, 2018, holding a work session on the subject topic; which was subsequently scheduled for October 16, 2018 at 2:00pm.

This was in response to the unanimous recommendation of the Development and Services Committee at its meeting held June 26, 2018 (minutes are shown in Attachment A).

Attached are background materials to aid in the work session discussion.

Goals of the work session:

- Discuss desire to implement all or some of the broad policy recommendations
- Refine how to schedule projects, if moving forward with the developer abandonment
- Identify funding sources, if moving forward

Background

On February 5, 2013, County Council approved the County accepting into its system of ownership and maintenance, approximately 40 roads, as-is (Attachment B). Staff has been implementing that direction.

During its April 3, 2018 meeting, Council awarded a contract for road improvements to the Phase 1 roads in the Hunters' Run subdivision. Although Council accepted those roads into the County Road Maintenance System prior to the April 3, 2018 meeting, during the meeting deliberations on the contract award Council directed staff to "bring back to Council all non-dirt roads that are outstanding by the end of April". That list was presented to Council in the April 27, 2018 Administrator's Report. To augment that original list, we asked Council to consider the following factors:

- The list represents the condition assessment of ALL non-public roads
- There are roads on this list within neighborhoods under active construction. Those roads should continue to follow the development process for completion
- This is an evolving list, with research on locating developers as a priority, in an attempt to provide Council, the most feasible and responsible comprehensive recommendation

County staff via its Public Works Department routinely receives requests from members of Council and/or residents of the County to make road improvements to private roads. This approach undergirded the manner in which the Hunters Run matter was brought to the attention of County Council in the fall of 2015. Although Council voted to accept the roads into the County Road Maintenance System and bring the roads up to the County's standards during its November 17, 2015 & July 11, 2017 meetings, the issues and concerns that mitigated that matter prompted an internal review of the County's process for accepting private roads into the County Road Maintenance System.

County ordinances stipulate that one-time improvements to private roads with public County funds are contingent upon a declaration of an emergency by Council via its emergency ordinance provision. This means that unless a public emergency exists (e.g., natural disaster, flooding) and is declared so by County Council via the Council Chairperson, improvements to private roads are prohibited. Review of the archives revealed that the only other formal process for the County assuming ownership of a private road is related to the construction of new subdivisions. Once a developer completes the construction of a new subdivision, the roads in that subdivision are inspected by County staff to make sure the roads meet the County's road standards. If they meet the standards, the roads are accepted into the County Road Maintenance System for regular maintenance. If the roads are not up to standards, the County works with the developer to correct any issues and then accept the roads into the County Road Maintenance System.

(Note: County residents pay a \$20 fee, annually, for road maintenance. This road maintenance fee is used for improvement/maintenance of roads within the County Road Maintenance System.)

Unfortunately, the satisfactory completion of roads in subdivisions being actively constructed was impaired by several internal and external factors, such as:

- The housing construction crash of 2008 bankrupted many developers, who ultimately abandoned projects before their completion and compliance with County standards and
- Previous County staff poorly monitored surety bonds, if they existed, letting them lapse and rendering the County unable to draw upon resources to complete roads in projects abandoned by the developer and left in disrepair.

Given the frequency that requests for improvements to private roads and/or assuming ownership of private roads by the County are made by members of County Council and the public, for reasons stated above, staff began developing a strategic comprehensive approach to address this matter shortly after its July 11, 2017 update to Council on the Hunters Run issue during Executive Session.

The policy described in this request, addresses the following three broad scenarios and accompanying steps and/or recommendations:



1. Requests from members of Council or residents for private road improvements on roads that can be categorized as “under construction by a Developer”

During any given time, there are a number of roads being constructed as a part of new subdivisions. Although it is not uncommon for County staff to receive a request for road improvements to these roads, the roads are private and owned by the active subdivision developer. As such, the developer is responsible for any road improvement until the roads are inspected by the County for acceptance into its County Road Maintenance System. To that end, the County has improved its process for inspecting active subdivision construction sites and ensuring adequate construction bonds are in place (including appropriate amounts to cover the work and properly tracking their expiration dates) (Attachment C).

It is the recommendation of staff that processes and enforcement measures are already in place to ensure the proper completion of roads in active subdivisions under construction. Roads within this category are excluded from the overall list included in this report (Attachment D, described below).

2. Requests from members of Council or residents for private road improvements on roads that can be categorized as “abandoned by a Developer”

During any given time, there are a number of roads that the developer constructed as a part of new subdivision that were never fully constructed and abandoned (Attachment D). “Abandoned” is used as a general term in this recommendation to generally describe situations where:

- the County is unable to locate the developer to make the road improvements
- the developer may be present and/or active, but no obvious intention or commitment to finish
- the developer is present, active and financially viable, but the road condition is in a severely poor state of repair

Three assumptions undergird the recommended policy for addressing roads in this category:

1. The County exists as the last option for completing these roads, making them the highest priority for County Council;
2. County Council wishes to improve the quality of life for citizens residing in neighborhoods with incomplete and abandoned roads; and
3. Legal remedy (recourse for the County against developers) could occur, but on a separate track so as to more quickly accomplish #1.

The possible policy implementation process includes the following steps or recommendations:

- The roads must be deeded over to the County and, in some cases, condemnation may be the only alternative. In completing the roads in Hunter’s Run and implementing the program to repair the first set of roads approved by Council in 2013, staff has often struggled to obtain the deeds to private roads. The roads must be publically owned before public funds are expended to repair them. Please note this process will impact the overall project timeline and, in some cases, can stall it indefinitely.
- Staff recommends a team approach to project delivery, which would follow a design-build process. It would specifically include a team of attorneys to assist with deed preparation and a team of contractors to perform the work, similar to the flood recovery process currently being undertaken.
- To ensure fair treatment and reward developers properly completing the roads within their subdivisions currently under construction, Council should consider a penalty for the developers within the neighborhoods in this category should we proceed with completing or improving the roads. An example may be to prohibit any work within unincorporated Richland County by the developer and/or any related agent, limited liability corporation or incorporation, etc. (now or in the future), unless all public funds have been reimbursed.

3. Requests from members of Council or residents for private road improvements that meet the “Good Samaritan/Hardship” standard

The County has routinely provided “emergency maintenance” for private roads throughout the County using the provisions of its Emergency Ordinance (Chapter 21) to make one-time repairs. The County’s use of the emergency ordinance for making the repairs is not appropriate as the needed repairs were not due to an actual public emergency that was declared by County Council (e.g., natural disaster, hurricane). Rather, the needed repairs were made with the County serving as a “Good Samaritan”. This means that the County would make repairs that were essential to making sure emergency service vehicles, handicapped buses/vans and school buses were able to utilize the roads. This type of effort is normally managed through a “hardship” policy under other county jurisdictions.

More detail and information can be found in Attachment E.

Issues

Bringing the roads, described above in Scenario 2, up to County standards and taking over routine maintenance of them has significant cost implications. However, not doing so continues to impact the quality of lives of County residents living in those neighborhoods.

Funding source(s) will need to be identified.

Fiscal Impact

The fiscal impact of bringing all roads in Attachment C up to County standards, is estimated to total \$8.1M for 105 roads, which includes a 30% contingency and 10% for engineering (Attachment F). Council could consider a multi-year phased funding approach.

The fiscal impact of the “Good Samaritan” process is unknown. Staff recommends establishing an individual repair maximum and annual total maximum budget.

Issues for Discussion

- Discuss Council’s desire to implement all or some of the broad policy recommendations and answer any questions
- Refine how to phase/prioritize projects, if moving forward with road improvements in subdivisions abandoned by developer
- Identify funding sources, if moving forward

Alternatives

1. Approve this broad policy and provide direction on phasing/prioritizing and funding.
2. Refine this broad policy and provide direction on phasing/prioritizing and funding.
3. Consider this broad policy recommendation and propose another.
4. Consider this broad policy recommendation and do not move forward with any related policy.





Richland County Council

DEVELOPMENT AND SERVICES COMMITTEE

June 26, 2018 – 5:00 PM

Council Chambers

2020 Hampton Street, Columbia, SC 29204

COMMITTEE MEMBERS PRESENT: Greg Pearce, Chair; Seth Rose and Chip Jackson

OTHER COUNCIL MEMBERS PRESENT: Paul Livingston, Norman Jackson, Bill Malinowski, Dalhi Myers and Joyce Dickerson

OTHERS PRESENT: Brandon Madden, Michelle Onley, Kim Williams-Roberts, Trenia Bowers, Tim Nielsen, Ismail Ozbek, Sandra Yudice, Stacey Hamm, Jamelle Ellis, Art Braswell, Larry Smith, Stephen Staley, and Chris Eversmann

1. **CALL TO ORDER** – Mr. Pearce called the meeting to order at approximately 5:00 PM.
2. **APPROVAL OF MINUTES**
 - a. May 22, 2018 – Mr. C. Jackson moved, seconded by Mr. Rose, to approve the minutes as distributed.

In Favor: C. Jackson, Pearce, and Rose

The vote in favor was unanimous.
3. **ADOPTION OF AGENDA** – Mr. C. Jackson moved, seconded by Mr. Rose, to adopt the agenda as published.

In Favor: C. Jackson, Pearce, and Rose

The vote in favor was unanimous.
4. **ITEMS FOR ACTION**
 - a. An Ordinance Amending Chapter 17, Motor Vehicles In Traffic; Article II, General Traffic and Parking Regulations; Section 17-9, Through Truck Traffic Prohibited; so as to include Hobart Rd. –Mr. Pearce stated, as you recall, we had an extensive discussion about this road. The committee requested additional information. Public Works has supplied additional information. It is the recommendation of staff to move forward with closing the road.

Mr. Ozbek stated the original recommendation was to continue with placing no through traffic signs. The information that was requested was the policy, and how to go about closing Hobart Road.

9. However, he would like to make a motion to defer this until the next committee meeting to give staff and himself to go over the areas he would like to see included in the report.

Mr. C. Jackson moved, seconded by Mr. Rose, to defer this item until the July committee meeting.

In Favor: C. Jackson, Pearce, and Rose

The vote in favor was unanimous.

- g. **Using Public Funds on Private Roads: Hardship Options** – Mr. Madden stated the issue of accepting privately owned roads into the County’s inventory system for maintenance has come before Council on multiple occasions. What staff has attempted to do is put together some options, that you may consider, that establishes a policy for addressing those private roads, and accepting those roads into the County system. Also, an option for areas that may fall outside of that, that may involve public emergency related efforts. So, if there is a road that may need to be repaired so that an EMS vehicle or handicap accessible bus could reach them, it would give an option that Council may consider for that. Right now we do not have a policy to govern that.

Mr. C. Jackson inquired as to what the current practice is.

Mr. Madden stated, for example, you have a developer putting a subdivision in, and they have roads. They bring those roads up to the County standards. Then the County accepts those roads. We have instances where a developer may abandon a development, may not complete the roads. We should have a warranty or performance bond to assist in those instances, and those bonds lapse and we are unable to draw down on those bonds. In those instances, they are on a case by case basis. In 2013, the County made a decision to accept a number of roads into the County’s inventory, but that is typically not the process that is used. The process is a developer builds a subdivision, brings the road up to County standards, and the County accepts those roads into the County’s inventory.

Mr. C. Jackson stated we have accepted a couple in neighborhoods where there was a County road up to a certain point. It became a private road for a couple blocks, and then became a County road again. The request was for us to close that gap for those 2 or 3 blocks.

Mr. Malinowski stated, on p. 89, staff’s recommendation was for a work session to refine the process. If in fact that is what the committee decides, he would also like to know what years did the bonds lapse for each of these projects. What years were the requests made for each of these particular projects? Was it a request by Council, homeowners, etc.?

Mr. Rose moved, seconded by Mr. C. Jackson, to forward to Council with a recommendation to hold a work session.

In Favor: C. Jackson, Pearce, and Rose

The vote in favor was unanimous.

- 5. **ADJOURNMENT** – The meeting adjourned at approximately 5:56 p.m.

ROADS PREVIOUSLY APPROVED BY COUNTY COUNCIL FOR "AS IS" ACCEPTANCE							
	ROAD NAME	TMS #	SUBDIVISION	LENGTH (FT)	Estimated Repair Cost	Council District	Comments
1	Merc Ct	Accepted 6/9/2015	Arthurtown Phase 3	118.83	\$0.00	10	Deeded by Habitat for Humanity
2	Riley Ct	accepted 6/9/2015	Arthurtown Phase 3	117.85	\$0.00	10	Deeded by Habitat for Humanity
3	Dennis Ln	12700-01-03	Camarie Farms - Dennis Ln	3,622.55	\$155,000.00	2	Residents working with attorney
4	Moody View Ct	20210-05-01	Devon Green Phase 1	163.03	\$2,500.00	8	Sold at Tax sale to current owner
5	Sonny Ct	20210-05-01	Devon Green Phase 1	96.78	\$2,500.00	8	Sold at Tax sale to current owner
6	Jaybird Ln	Portion of 20210-05-01	Devon Green Phase 2 & 3	1,010.17	\$10,000.00	88	Sold at Tax sale to current owner
7	Reidy Ct	20210-05-02	Devon Green Phase 2 & 3	676.32	\$5,000.00	8	Developer
8	Bald Eagle Ct	14702-04-01	Heritage Hills Phase 2A	105.60	\$5,000.00	7	Sold at Tax sale to current owner
9	Heritage Hills Dr	14702-04-01	Heritage Hills Phase 2A	1,802.20	\$5,000.00	7	Sold at Tax sale to current owner
10	Otter Trail Ct	14702-04-01	Heritage Hills Phase 2A	487.36	\$5,000.00	7	Sold at Tax sale to current owner
11	Burnwood Ct	14703-03-01	Heritage Hills Phase 2B	355.41	\$5,000.00	7	Sold at Tax sale to current owner
12	Cedar Edge Ct	14703-03-01	Heritage Hills Phase 2B	382.85	\$5,000.00	7	Sold at Tax sale to current owner
13	Heritage Hills Dr	14703-03-01	Heritage Hills Phase 2B	1,550.45	\$45,000.00	7	Sold at Tax sale to current owner
14	Hickory Knoll Rd	14703-03-01	Heritage Hills Phase 2B	1,054.75	\$5,000.00	7	Sold at Tax sale to current owner
15	Graces Way	22812-02-02					Local owner, will deed his portion of road to county
16	Graces Way	22909-03-16	N/A: Graces Way (Only needs sidewalks)	2,069.99	\$30,000.00	9	Owner is out of state, no response to letter sent
17	N Lake Pointe Dr	22881-01-70	Lake Point East	763.47	No Cost Established	9	deeded by HOA
18	Angela Dawn Ct	02408-05-08	North Lake Shore Point	269.07	No Cost Established	1	Sold at Tax sale to current owner
19	Robin Lynn Ln	02408-03-13	North Lake Shore Point	224.24	No Cost Established	1	Sold at Tax sale to current owner
20	Conn St	No TMS	Northgate (Crane Creek Estates)	293.97	\$10,000.00	7	Developed in the early '70's. Never deeded to Richland County, however the roads were cut out into the road system, hence no TMS. Development company is long gone.
21	Crane Creek Ct	No TMS	Northgate (Crane Creek Estates)	400.32	\$10,000.00	7	Developed in the early '70's. Never deeded to Richland County, however the roads were cut out into the road system, hence no TMS. Development company is long gone.
22	Crane Creek Dr	No TMS	Northgate (Crane Creek Estates)	1,210.50	\$35,000.00	7	Developed in the early '70's. Never deeded to Richland County, however the roads were cut out into the road system, hence no TMS. Development company is long gone.
23	Scioto Dr	No TMS	Northgate (Crane Creek Estates)	844.14	\$35,000.00	7	Developed in the early '70's. Never deeded to Richland County, however the roads were cut out into the road system, hence no TMS. Development company is long gone.
24	Durant St	09613-12-01	Northgate (Crane Creek Estates): Durant St	651.02	\$10,000.00	7	same as above
25	Durden Park Row	Accepted 6/17/2014	Stonington Phase 1	728.36	\$10,000.00	7	Deeded by Developer
26	Ellafair Ln	Accepted 6/17/2014	Stonington Phase 1	247.85	\$5,000.00	7	Deeded by Developer
27	Rose Dew Ln	Accepted 6/17/2014	Stonington Phase 1	239.90	\$5,000.00	7	Deeded by Developer
28	Roundtree Rd	Accepted 6/17/2014	Stonington Phase 1	1,547.39	\$25,000.00	7	Deeded by Developer
29	Stonebury Cir	Accepted 6/17/2014	Stonington Phase 1	348.92	\$5,000.00	7	Deeded by Developer
30	Stonington Dr	Accepted 6/17/2014	Stonington Phase 1	1,629.95	\$25,000.00	7	Deeded by Developer
31	Unnamed St	Accepted 6/17/2014	Stonington Phase 1	348.99	No Cost Established	7	Deeded by Developer
32	Roundtree Rd	Accepted 6/17/2014	Stonington Phase 2A	2,633.89	\$20,000.00	7	Deeded by Developer
33	Summer Bend Rd	Accepted 6/9/2015	Summer Valley Phase 2A	877.56	No Cost Established	7	Deeded by Developer
34	Summer Park Rd	Accepted 6/9/2015	Summer Valley Phase 2A	547.89	No Cost Established	7	Deeded by Developer
35	Summer Bend Rd	Accepted 6/9/2015	Summer Valley Phase 2B	794.91	No Cost Established	7	Deeded by Developer
36	Summer Park Rd	Accepted 6/9/2015	Summer Valley Phase 2B	917.27	No Cost Established	7	Deeded by Developer
37	Summer Side Cir	Accepted 6/9/2015	Summer Valley Phase 2B	1,080.05	No Cost Established	7	Deeded by Developer
38	Summer Crest Rd	Accepted 6/9/2015	Summer Valley Phase 3	1,157.02	No Cost Established	7	Deeded by Developer

ROADS PREVIOUSLY APPROVED BY COUNTY COUNCIL FOR "AS IS" ACCEPTANCE							
	ROAD NAME	TMS #	SUBDIVISION	LENGTH (FT)	Estimated Repair Cost	Council District	Comments
39	Summer Ridge Rd	Accepted 6/9/2015	Summer Valley Phase 3	370.92	No Cost Established	7	Deeded by Developer
40	Summer Vista Dr	Accepted 6/9/2015	Summer Valley Phase 3	978.17	No Cost Established	7	Deeded by Developer
41	OldStill Rd	22801-04-11					Owner is deceased, Heir is very sick, working with HOA president about obtaining ownership
42	Old Still Rd	22806-01-10	Wildewood: Old Still Rd	3,088.53	\$200,000.00	9	Owner is deceased, Heir is very sick, working with HOA president about obtaining ownership
43	Running Fox Rd W	22704-06-03	Wildewood: West of Polo Road	1,559.11	\$125,000.00	9	Owner is deceased, Heir is very sick, working with HOA president about obtaining ownership
44	Loan Oak Ln	22704-06-03					Owner is deceased, Heir is very sick, working with HOA president about obtaining ownership
45	Meadowbrook Drive	22704-06-03					Owner is deceased, Heir is very sick, working with HOA president about obtaining ownership
			Totals	37,367.55	800,000.00		
							Roads have been deeded, PDT evaluating
							Roads have been deeded and need no repairs
							Roads in the process of being deeded
							Roads deeded and repairs complete

ATTACHMENT C
RICHLAND COUNTY DEPARTMENT OF PUBLIC WORKS
CONSTRUCTION BOND PROCESS

Ordinance Section 26-223.Financial Surety

In lieu of the completion of a subdivision development previous to final plat approval, the county may accept a bond, in an amount and with surety and conditions satisfactory to it, providing for and securing to the county the actual construction and installation of all improvements within a specified time period as expressed in the bond documents. The following types of bonds shall be acceptable to the county, subject to review and approval by the Richland County Legal Department and/or the county engineer.

(a) *Surety bond.* A surety bond issued by a company licensed to do business in the State of South Carolina in an amount equal to one hundred twenty-five percent (125%) of the estimated cost of improvements. The county engineer shall determine the estimated cost of improvements.

(b) *Escrow funds.* Escrow funds in an account in the name of Richland County in an amount equal to one hundred twenty-five percent (125%) of the estimated cost of improvements. The county engineer shall determine the estimated cost of improvements. The contract may authorize a reduction of the escrow account upon completion of a portion of the improvements, but at no time shall the escrow account be less than one hundred twenty-five percent (125%) of the remaining improvements.

(c) *Securities.* The developer may pledge securities in the form of negotiable stocks or bonds in favor of the county in an amount at least two (2) times the estimated cost of improvements. The county engineer shall determine the estimated cost of improvements.

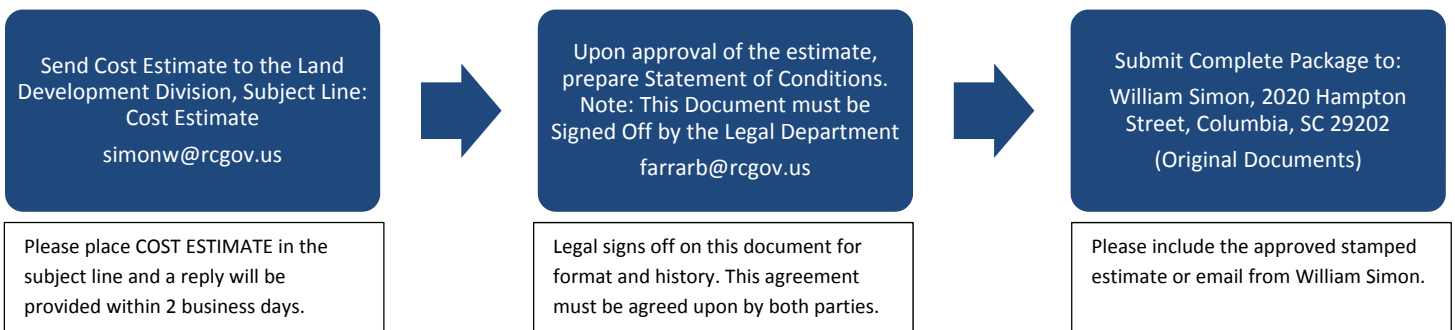
(d) *Omitted*

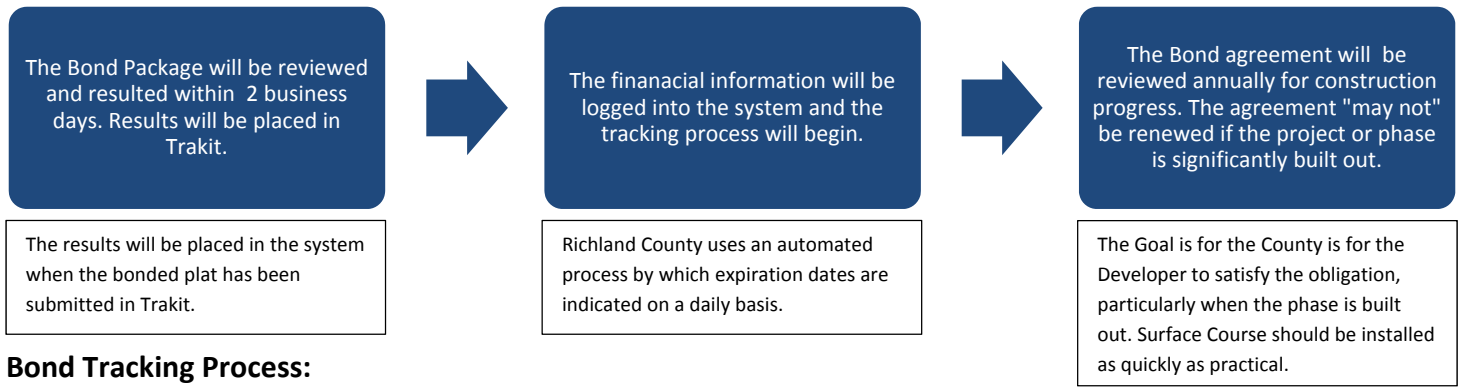
(e) *Letter of credit.* An irrevocable letter of credit issued by a responsible financial institution, in an amount equal to one hundred twenty-five percent (125%) of the estimated cost of improvements. The estimated cost of improvements shall be determined by the county engineer.

Bond Submittal Requirements (Complete Bond Package):

- Engineers Cost Estimate (Prepared by Engineer) Sealed and Signed
- Statement of Conditions (Prepared by Developer or Representative)
- Letter-of-Credit or Bond or Cash Bond (Prepared by Bank or Insurance Company)
- Bonded Plat (Prepared by Surveyor) Sealed and Signed

Bond Submittal Process (The process below is in conjunction with the overall submittal procedures for bonded plats):





Bond Tracking Process:

Bonds are tracked for the benefit of Richland County. The Developer should not reply upon reminders from Richland County to manage the terms of the surety instrument, however, the County will take an active role in the process and establish a relationship with the bank or insurance company.

The County will also require the bank or insurance company to sign a memorandum of understanding as it relates to the agreement between the developer and the County.

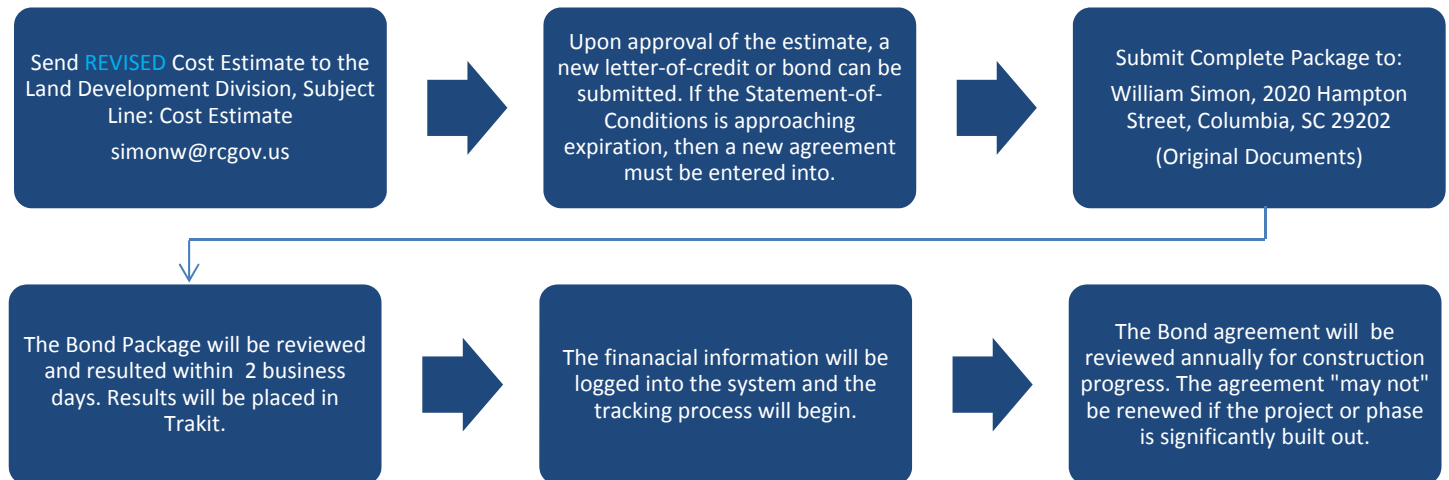
The tracking process includes sending letters, at specified times prior to expiration, to all relevant parties. The following criteria apply:

- 90-Day Letter (Sent to Developer)
- 45-Day Letter (Sent to Developer & Lending Institution) ***CERTIFIED***
- 30-Day Letter (Series of call made to the Developer & Surety Institution)
- 15-Day Letter (Claims Letter Sent to Lending Institution – Developer Cc'd) ***CERTIFIED***

Bond Reductions:

There is no codified language that allows reductions on letters-of-credit or bonds, however, it has been practice that these reductions are allowed. The County reserves the right to modify this practice with support from County Administration and proper notification to the Developing Community.

NOTE: BONDS WILL NO LONGER BE ALLOWED TO BE REDUCED TO MINIMAL AMOUNTS PRIOR TO ACCEPTANCE BY THE COUNTY. (i.e. A \$200,000.00 Bond cannot be reduced to \$7,000.00 the next day after surface course installation; the site is still subject to final inspection which could identify road failures after this installation and up to the day of acceptance by the County; and adequate surety must remain in place until acceptance. **To reduce a bond, the following procedures must be followed:**



Bond Termination: Bonds are terminated upon acceptance by the County or satisfaction of the obligation. Cash Bonds (Certified Checks) are held by the finance Department and refunds must be requested in writing to William Simon after project completion.

ATTACHMENT D



Richland County Community Planning & Development Department
Richland County Public Works Department

Subdivision Assessment Project

PRIORITY: A = High Priority
B = Medium Priority
C = Low Priority

FIELD PRIORITY: G = Good
M = Moderate
S = Severe
G>M = Good to Moderate
M>P = Moderate to Poor
P>S = Poor to Severe

	Road Name	Status	Assessed	Subdivision Name	Field Rating	Priority	Council District	Year Bond Expired
1	Ashwood Hill Dr	Private or Other	YES	ASHWOOD HILL	P	A	1	N/F*
2	Beasley Creek Dr	Private or Other	YES	BEASLEY CREEK ESTATES PHASE 1A	M>P	A	7	5/1/2007
3	W Bowmore Dr	Private or Other	YES	BEASLEY CREEK ESTATES PHASE 1A	M	A		
4	Tormore Ct	Private or Other	YES	BEASLEY CREEK ESTATES PHASE 1B	M	A		
5	Beasley Creek Dr	Private or Other	YES	BEASLEY CREEK ESTATES PHASE 1B	M	A		
6	E Bowmore Dr	Private or Other	YES	BEASLEY CREEK ESTATES PHASE 1B	M	A		
7	Glen Ord Ct	Private or Other	YES	BEASLEY CREEK ESTATES PHASE 1B	G>M	A		
8	Sardis Ct	Private or Other	YES	BEASLEY CREEK ESTATES PHASE 1B	M	A		2
9	Black Elk Ln	Private or Other	YES	BLYTHE CREEK	P	A		
10	Black Kettle Ct	Private or Other	YES	BLYTHE CREEK	G	A		
11	Blythe Creek Dr	Private or Other	YES	BLYTHE CREEK	P	A		
12	Broken Arrow Ct	Private or Other	YES	BLYTHE CREEK	P	A		
13	Center Creek Ct	Private or Other	YES	BLYTHE CREEK	G	A		
14	Red Horse Ct	Private or Other	YES	BLYTHE CREEK	G	A		
15	Red Winds Ct	Private or Other	YES	BLYTHE CREEK	P	A	1	N/F
16	Running Bear Ct	Private or Other	YES	BLYTHE CREEK	p	A		
17	Garden Brooke Dr	Private or Other	YES	GARDEN BROOKE PHASE 1	M	C		
18	Green Ash Ct	Private or Other	YES	GARDEN BROOKE PHASE 1	M	C		
19	Garden Brooke Dr	Private or Other	YES	GARDEN BROOKE PHASE 2A	G	C		
20	Sawyer Ct	Private or Other	YES	GARDEN BROOKE PHASE 2A	G	C		
21	Caughman Ridge Rd	Private or Other	YES	CAUGHMAN RIDGE PHASE 1	M	C		
22	Greemont Cir	Private or Other	YES	CAUGHMAN RIDGE PHASE 1	M	C		
23	Parkhaven Ct	Private or Other	YES	CAUGHMAN RIDGE PHASE 1	G	C		
24	Caughman Ridge Rd	Private or Other	YES	CAUGHMAN RIDGE PHASE 2	M	C		
25	Greemont Cir	Private or Other	YES	CAUGHMAN RIDGE PHASE 2	M	C		
26	Birchton Ct	Private or Other	YES	CAUGHMAN RIDGE PHASE 2	M	C		
27	Garvey Cir	Private or Other	YES	HASTINGS POINT PHASE 1	M>P	B	7	N/F
28	Granary Ct	Private or Other	YES	HASTINGS POINT PHASE 1	P	B		
29	Hastings Point Dr	Private or Other	YES	HASTINGS POINT PHASE 1	P	B		
30	Marrob Ct	Private or Other	YES	HASTINGS POINT PHASE 1	P	B		
31	Garvey Cir	Private or Other	YES	HASTINGS POINT PHASE 2	M	B		
32	Tubman Ct	Private or Other	YES	HASTINGS POINT PHASE 2	G>M	B		
33	Hastings Point Dr	Private or Other	YES	HASTINGS POINT PHASE 2	P	B		
34	Bouchet Ct	Private or Other	YES	HASTINGS POINT PHASE 3	P	B		
35	Garvey Cir	Private or Other	YES	HASTINGS POINT PHASE 3	P	B		
36	McLester Ct	Private or Other	YES	HASTINGS POINT PHASE 3	P	B		
37	Rice Creek Farms Rd	Private or Other	YES	RICE CREEK FARMS ROAD	p	C		
38	Buttonbush Ct	Private or Other	YES	RICE CREEK RIDGE	G>M	C		
39	Sand Iris Ct	Private or Other	YES	RICE CREEK RIDGE	G	C		
40	Rice Meadow Way	Private or Other	YES	RICE MEADOW WAY	p	C	7	1/8/2010
41	Big Game Loop	Private or Other	YES	RIVERS STATION	P>S	C		
42	Ostrich Cir	Private or Other	YES	RIVERS STATION	P>S	C		
43	Rivers Station Way	Private or Other	YES	RIVERS STATION	P>S	C		
44	Dutchfork Branch Ct	Private or Other	YES	ROLLING CREEK PHASE 4	P	C	1	N/F
45	Dutchfork Creek Trl	Private or Other	YES	ROLLING CREEK PHASE 4	P	C		
46	Whetstone Creek Ct	Private or Other	YES	ROLLING CREEK, COURTYARDS AT PHASE 1	P	C		
47	Boyd Branch Crsg	Private or Other	YES	ROLLING CREEK, COURTYARDS AT PHASE 1	G	C		
48	Savannah Branch Trl	Private or Other	YES	ROLLING CREEK, COURTYARDS AT PHASE 1	P	C		
49	Summer Branch Ln	Private or Other	YES	ROLLING CREEK, COURTYARDS AT PHASE 1	P	C		
50	Boyd Branch Crsg	Private or Other	YES	ROLLING CREEK, THE PRESERVE AT PHASE 2	G	C		
51	Crims Branch Ct	Private or Other	YES	ROLLING CREEK, THE PRESERVE AT PHASE 2	M	C		
52	Crims Creek Way	Private or Other	YES	ROLLING CREEK, THE PRESERVE AT PHASE 2	G>M	C		
53	Dutchmans Creek Trl	Private or Other	YES	ROLLING CREEK, THE PRESERVE AT PHASE 2	G	C		
54	N Nichols Creek Pt	Private or Other	YES	ROLLING CREEK, THE PRESERVE AT PHASE 2	N/A	C		
55	Nichols Branch Ln	Private or Other	YES	ROLLING CREEK, THE PRESERVE AT PHASE 2	P	C		
56	S Nichols Creek Pt	Private or Other	YES	ROLLING CREEK, THE PRESERVE AT PHASE 2	M	C		
57	Dutchmans Branch Ct	Private or Other	YES	ROLLING CREEK, THE PRESERVE AT PHASE 3A	M>P	C		
58	Dutchmans Creek Trl	Private or Other	YES	ROLLING CREEK, THE PRESERVE AT PHASE 3A	P	C		

59	Amber Ridge Trl	Private or Other	YES	ROSE OAKS PHASE 1	M	C	1	N/F		
60	Rose Oak Dr	Private or Other	YES	ROSE OAKS PHASE 1	M	C				
61	Amber Ridge Trl	Private or Other	YES	ROSE OAKS PHASE 2	G>M	C				
62	English Legend Dr	Private or Other	YES	ROSE OAKS PHASE 2	G>M	C				
63	Antique Rose Ct	Private or Other	YES	ROSE OAKS PHASE 3	M	C				
64	English Legend Dr	Private or Other	YES	ROSE OAKS PHASE 3	M	C				
65	Rainbows End Ct	Private or Other	YES	ROSE OAKS PHASE 3	G>M	C				
66	Coral Rose Dr	Private or Other	YES	ROSE OAKS PHASE 4	G>M	C				
67	Compass Rose Way	Private or Other	YES	ROSE OAKS PHASE 4	M	C				
68	Sageland Pl	Private or Other	YES	SAGELAND PLACE 1	M	C				
69	Thyme Cir	Private or Other	YES	SAGELAND PLACE 1	M	C				
70	Placid Dr	Private or Other	YES	THE COURTYARDS AT SALEM PLACE PHASE 1	S	A	1	12/20/2014 (project complete, turnover process pending)		
71	Tranquil Trl	Private or Other	YES	THE COURTYARDS AT SALEM PLACE PHASE 1	S	A				
72	Placid Dr	Private or Other	YES	THE COURTYARDS AT SALEM PLACE PHASE 2	M>P	A				
73	Serene Ct	Private or Other	YES	THE COURTYARDS AT SALEM PLACE PHASE 2	M	A	7	8/1/2008 (project complete, turnover process pending)		
74	Bare Wick Ln	Private or Other	YES	STONINGTON PHASE 3	G	C				
75	Brody Park Rd	Private or Other	YES	STONINGTON PHASE 3	G	C				
76	Flutterby Ct	Private or Other	YES	STONINGTON PHASE 3	G	C				
77	Redden Row	Private or Other	YES	STONINGTON PHASE 3	G	C				
78	Ringbelle Row	Private or Other	YES	STONINGTON PHASE 3	G	C				
79	Stonebury Cir	Private or Other	YES	STONINGTON PHASE 3	G>M	C				
80	Unnamed St	Private or Other	???	STONINGTON PHASE 3	M	C				
81	Knot Ct	Private or Other	YES	WILLOW LAKE PHASE 2	G>M	C			7	9/1/2007
82	Pine Loop Ct	Private or Other	YES	WILLOW LAKE PHASE 2	G>M	C				
83	Pine Loop Dr	Private or Other	YES	WILLOW LAKE PHASE 2	G>M	C				
84	N High Duck Trl	Private or Other	YES	WILLOW LAKE PHASE 3	M	C				
85	Oak Lake Ct	Private or Other	YES	WILLOW LAKE PHASE 3	G>M	C				
86	Old Hickory Ct	Private or Other	YES	WILLOW LAKE PHASE 3	G>M	C				
87	Sand Oak Ct	Private or Other	YES	WILLOW LAKE PHASE 3	M	C				
88	Canvasback Ct	Private or Other	YES	WILLOW LAKE PHASE 5	G	C				
89	Gadwell Ct	Private or Other	YES	WILLOW LAKE PHASE 5	G	C				
90	Goldeneye Ct	Private or Other	YES	WILLOW LAKE PHASE 5	M	C				
91	Harlequin Ct	Private or Other	YES	WILLOW LAKE PHASE 5	G	C				
92	Loon Ct	Private or Other	YES	WILLOW LAKE PHASE 5	G	C				
93	N High Duck Trl	Private or Other	YES	WILLOW LAKE PHASE 5	M	C				
94	Ring Neck Duck Ct	Private or Other	YES	WILLOW LAKE PHASE 5	G	C				
95	Ruddy Duck Ct	Private or Other	YES	WILLOW LAKE PHASE 5	G	C				
96	S High Duck Trl	Private or Other	YES	WILLOW LAKE PHASE 5	M	C				
97	Whisting Duck Ct	Private or Other	YES	WILLOW LAKE PHASE 5	M	C				
98	Willow Glen Cir	Private or Other	YES	WILLOW LAKES COMMONS	G>M	C	N/F			
99	Weeping Willow Cir	Private or Other	YES	WILLOW LAKES COMMONS	G>M	C				
100	Alpina Ct	Private or Other	YES	WILLOW LAKES PHASE 6A	G	C	N/F			
101	Buttercup Cir	Private or Other	YES	WILLOW LAKES PHASE 6A	G	C				
102	N High Duck Trl	Private or Other	YES	WILLOW LAKES PHASE 6A	M	C				
103	N High Duck Trl	Private or Other	YES	WILLOW LAKES PHASE 6B	M	C				
104	Pegonia Ln	Private or Other	YES	WILLOW LAKES PHASE 6B	G	C				
105	Water Willow Way	Private or Other	YES	WILLOW LAKES PHASE 6B	G	C				

*Notes - N/F means insufficient data was found; it does not mean a bond didn't exist, just that we couldn't find any records pertaining to it.

Briefing Document – Private Property “Good Samaritan” Road Repairs

Agenda Item

County Council is requested to provide direction on the attached draft policy that addresses road repair work on private property on a “good Samaritan” basis during non-emergent conditions (*i.e.* – when a disaster has not been declared by the County Government).

Background

For many years, the County has routinely provided “emergency maintenance” for private roads throughout the County if the criteria as established in the County Ordinance (Section 21 – 13 for private property emergency road maintenance). All work done was authorized in writing by the County Administrator. At the end of 2017, this was discontinued at the direction of the County Administrator. The Department of Public Works (DPW) was instructed that the emergency maintenance provisions of the Ordinance were only applicable if a disaster had been formally declared by the County.

In 2015 (the year of the flood) there were 298 private property road maintenance requests.

In 2016, there were 192 private property road maintenance requests.

In 2017, there were 55 private property road maintenance requests.

Issues

The following issues are identified for consideration:

- Should the County expend public resources on private property road repair to address individual property owner hardships absent a disaster declaration?
- Under what selection criteria should this policy be applied?

Fiscal Impact

Assuming 75 requests per year at the rate of \$1,000 per request, this would total approximately \$75,000 to the Roads & Drainage Maintenance Division budget.

Past Legislative Actions

Passage of *Richland County Code of Ordinances* 037-14HR on July 1, 2014 which defined “public emergency.”

Alternatives

1. Move forward with the adoption of this draft Policy or direct appropriate changes.

Or,

2. Do not move forward with the adoption of this Policy

Staff Recommendation

No recommendation is being made from Department of Public Works.

Submitted by: Department of Public Works – EGR **Date:** October 28, 2018

DRAFT

Richland County Policy and Procedure Manual

Title: Private Property “Good Samaritan” Road Repairs

Department: Department of Public Works (DPW)

Effective Date: _____, 20__

I. Purpose

To provide a standard procedure for the repair of private property (roads) under hardship conditions where an Emergency Declaration has not been issued by the County.

II. Definitions

For the purpose of this policy, the following definitions apply:

- A. **Private Property:** Any piece or parcel of land not owned (Fee Simple) by the County, City, or other Governmental entity.
- B. **“Good Samaritan” Repairs:** Repairs made by County Forces on a citizen’s private property where the citizen, for reasons such as poor health, age, low income, or other hardship, could not make the repairs on their own.
- C. **Petition:** A formal written request appealing to the County for assistance under this Policy.
- D. **One-Time Repair:** A repair that is performed only once on a single parcel of land during a five-year period.
- E. **Allowable Repairs:** Repairs that, if not made, could cause harm to people, property, or the environment.
- F. **Unallowable Repairs:** Repairs that if not made would probably **not** cause harm to people, property, or the environment.

III. Guidelines

- A. Any Richland County permanent resident may petition (Exhibit A) the Richland County Department of Public Works to recommend to the County Administrator approval for the one-time-repair on private property if the following condition exist:
 - i. If, without this repair, essential emergency service, handicapped buses / vans and school buses cannot proceed to within 100 feet of the residence and the distance off the nearest connecting publicly maintained road does not exceed 1,000 feet.

- ii. If, without this road repair, injury or damage may occur to the citizen, property, or the environment.
- B. The Petition must include the following supporting documents:
- i. A letter from either Emergency Services or School District stating that the road is impassable to their vehicles and that road repairs are required.
 - ii. The property owner must sign a permission form and shall agree to hold harmless the County and its agents, employees from any and all liability of any nature, for personal injury, property damage, or any other damage arising out of the repairs made or work performed.
- C. An annual summary of this information, as well as the extent and cost of the one-time repairs required will be presented to County Council for their information.
- D. The road to be repaired must connect to an existing publicly maintained road within 1,000 feet and the road should not possess any unusual features that could cause the repairs to be unusual.
- E. When the one-time repair is complete, another petition for repairs to the same location cannot be submitted again for another five (5) years from the date of initial repair.
- F. Repairs for roadways will make the road passable for emergency vehicles but the unimproved road will not be brought up to Richland County road standards.
- G. The cost of materials for the repair shall not exceed a \$1,000.
- H. Road Maintenance Fees (or other source of funding designated by County Council) will be utilized to accomplish hardship repairs.

Exhibit A - Private Property Good Samaritan Petition

(STATE OF SOUTH CAROLINA)

PETITION

(COUNTY OF RICHLAND)

We, the undersigned residents and property owners, living at _____ in Richland County, SC hereby request Richland County to evaluate the referenced roadway for "Good Samaritan" repairs.

We hereby state that _____ separate dwelling units are located on this property or have entrances connecting to the private road and that school buses [DO] or [DO NOT] use this roadway.

The property owner must provide to the County a valid photo ID showing their date of birth and address. This address must be the same as where the repair is being performed. In addition, the property owner must provide the previous year's tax return (Federal or State) to show proof of income. Lastly, if the petition for repair is because of a medical hardship then a letter from their physician must be provided.

Every property owner on the road must agree that:

- (1) that he/she wants the road improved;
- (2) that he/she gives any needed permissions the County requires; and
- (3) that he/she agrees to hold Richland County and its agents and employees harmless from any and all liability of any nature, for personal injury, property damage, or any other damage arising out of the repairs made or work performed.

If additional citizens are on the property or use the private road, their information needs to be provided below as well.

Name	Address	Telephone #	Date

Return Petition To:
Richland County Department of Public Works
400 Powell Road
Columbia, SC 29203



Richland County Community Planning & Development Department Richland County Public Works Department

	Estimate for Construction without Contingency	\$5,807,800.69
	Engineering Design and Contingency of 40%	\$2,323,120.28
	Total Estimate with Engineering Design and Contingency	\$8,130,920.96

SUBDIVISION ASSESSMENT

Ashwood Hill Subdivision		DISTRICT 1						
Ashwood Hill Drive Repairs only	Pvmt Removal Unit Per S.Y. Full Depth		8" Graded Agg. Base Unit Per S.Y.		Total Estimate without Mobilization		\$68,377.36	
	Quantity	Cost	Quantity	Cost	Estimated Subdivision Mobilization		\$3,000.00	
	190	\$15.00	190	\$65.00	Total Estimate for Ashwood Hill Subdivision		\$71,377.36	
	\$2,850.00		\$12,350.00		1.5" Surface Course		Milling Pavment	
	Sidewalk R&R - Unit Per L.F.		Curb & Gutter R&R Unit Per L.F.		2.5" Interm. Course		Unit Per S.Y.	
	Quantity	Cost	Quantity	Cost	Unit Per Tonnage	Unit Per Tonnage	Quantity	
	0	\$85.00	0	\$70.00	17.25	27.3125	Cost	
	\$0.00		\$0.00		Cost	Cost	Quantity	
					\$120.00	\$105.00	Cost	
					\$2,070.00		\$10.00	
Ashwood Hill Drive Milling and Resurfacing	Pvmt Removal Unit Per S.Y. Full Depth		8" Graded Agg. Base Unit Per S.Y.		Curb Inlet Repair Unit Per C.Y.		Storm Structure Unit Per Repair	
	Quantity	Cost	Quantity	Cost	Quantity	Cost	Quantity	Cost
	0	\$15.00	0	\$65.00	0	\$300.00	0	\$1,500.00
	\$0.00		\$0.00		\$0.00		\$0.00	
	Sidewalk R&R - Unit Per L.F.		Curb & Gutter R&R Unit Per L.F.		1.5" Surface Course		2.5" Interm. Course	
	Quantity	Cost	Quantity	Cost	Unit Per Tonnage	Unit Per Tonnage	Quantity	Cost
	0	\$85.00	0	\$70.00	215.02125	0	2493	\$9.00
	\$0.00		\$0.00		\$25,802.55		\$0.00	
					Curb Inlet Repair Unit Per C.Y.		Storm Structure Unit Per Repair	
					Quantity	Cost	Quantity	Cost
				0	\$300.00	0	\$1,500.00	
\$0.00		\$0.00		\$300.00		\$0.00		
				Milling Pavment		Total Estimate for roadway		
				Unit Per S.Y.		Total Estimate for roadway		
						\$48,239.55		

Beasley Creek Estates Subdivision		DISTRICT 7		Pvmt Removal		8" Graded Agg. Base		Total Estimate without Mobilization				
				Unit Per S.Y. Full Depth	Quantity	Cost	Unit Per S.Y.	Quantity	Cost	Estimated Subdivision Mobilization		
Beasley Creek Drive Phase 1 B	Unit Per S.Y. Full Depth	1624	\$15.00	1624	\$65.00	140.07	\$120.00	233.45	\$105.00	Milling Pavment	\$585,718.85	
	Quantity									Unit Per S.Y.	\$3,000.00	
	Cost	\$24,360.00		\$105,560.00		\$16,808.40		\$24,512.25		Cost	\$588,718.85	
	Sidewalk			Curb & Gutter				Storm Structure			\$0.00	
	R&R - Unit Per L.F.	Quantity	Cost	R&R Unit Per L.F.	Quantity	Cost	Unit Per C.Y.	Unit Per Repair	Quantity	Cost	Total Estimate for roadway	
	0	\$85.00	\$70.00	40	\$70.00	\$300.00	2	\$1,500.00	0	\$1,500.00	\$174,640.65	
	\$0.00		\$2,800.00			\$600.00		\$0.00				
	Pvmt Removal	Unit Per S.Y. Full Depth	1450	\$15.00	1450	\$65.00	125.0625	\$120.00	208.4375	\$105.00	Milling Pavment	\$0.00
	Quantity										Unit Per S.Y.	\$10.00
	Cost	\$21,750.00		\$94,250.00		\$15,007.50		\$21,885.94			Cost	\$0.00
Sidewalk			Curb & Gutter				Storm Structure				Total Estimate for roadway	
R&R - Unit Per L.F.	Quantity	Cost	R&R Unit Per L.F.	Quantity	Cost	Unit Per C.Y.	Unit Per Repair	Quantity	Cost		\$152,893.44	
0	\$85.00	\$70.00	0	\$70.00	\$300.00	0	\$1,500.00	0	\$1,500.00			
\$0.00		\$0.00			\$0.00		\$0.00					
W Bowmore Drive	Pvmt Removal	Unit Per S.Y. Full Depth	104	\$15.00	104	\$65.00	8.97	\$120.00	14.95	\$105.00	Milling Pavment	\$0.00
	Quantity										Unit Per S.Y.	\$10.00
	Cost	\$1,560.00		\$6,760.00		\$1,076.40		\$1,569.75			Cost	\$0.00
	Sidewalk			Curb & Gutter				Storm Structure				Total Estimate for roadway
	R&R - Unit Per L.F.	Quantity	Cost	R&R Unit Per L.F.	Quantity	Cost	Unit Per C.Y.	Unit Per Repair	Quantity	Cost		\$152,893.44
	0	\$85.00	\$70.00	0	\$70.00	\$300.00	0	\$1,500.00	0	\$1,500.00		
	\$0.00		\$0.00			\$0.00		\$0.00				
	Pvmt Removal	Unit Per S.Y. Full Depth	104	\$15.00	104	\$65.00	8.97	\$120.00	14.95	\$105.00	Milling Pavment	\$0.00
	Quantity										Unit Per S.Y.	\$10.00
	Cost	\$1,560.00		\$6,760.00		\$1,076.40		\$1,569.75			Cost	\$0.00
Sidewalk			Curb & Gutter				Storm Structure				Total Estimate for roadway	
R&R - Unit Per L.F.	Quantity	Cost	R&R Unit Per L.F.	Quantity	Cost	Unit Per C.Y.	Unit Per Repair	Quantity	Cost		\$152,893.44	
0	\$85.00	\$70.00	0	\$70.00	\$300.00	0	\$1,500.00	0	\$1,500.00			
\$0.00		\$0.00			\$0.00		\$0.00					
Tormore Court	Pvmt Removal	Unit Per S.Y. Full Depth	218	\$15.00	218	\$65.00	18.8025	\$120.00	31.3375	\$105.00	Milling Pavment	\$0.00
	Quantity										Unit Per S.Y.	\$10.00
	Cost	\$3,270.00		\$14,170.00		\$2,256.30		\$3,290.44			Cost	\$0.00
	Sidewalk			Curb & Gutter				Storm Structure				Total Estimate for roadway
	R&R - Unit Per L.F.	Quantity	Cost	R&R Unit Per L.F.	Quantity	Cost	Unit Per C.Y.	Unit Per Repair	Quantity	Cost		\$25,786.74
	0	\$85.00	\$70.00	40	\$70.00	\$300.00	0	\$1,500.00	0	\$1,500.00		
	\$0.00		\$2,800.00			\$0.00		\$0.00				
	Pvmt Removal	Unit Per S.Y. Full Depth	218	\$15.00	218	\$65.00	18.8025	\$120.00	31.3375	\$105.00	Milling Pavment	\$0.00
	Quantity										Unit Per S.Y.	\$10.00
	Cost	\$3,270.00		\$14,170.00		\$2,256.30		\$3,290.44			Cost	\$0.00
Sidewalk			Curb & Gutter				Storm Structure				Total Estimate for roadway	
R&R - Unit Per L.F.	Quantity	Cost	R&R Unit Per L.F.	Quantity	Cost	Unit Per C.Y.	Unit Per Repair	Quantity	Cost		\$25,786.74	
0	\$85.00	\$70.00	40	\$70.00	\$300.00	0	\$1,500.00	0	\$1,500.00			
\$0.00		\$2,800.00			\$0.00		\$0.00					
E Bowmore Drive	Pvmt Removal	Unit Per S.Y. Full Depth	0	\$85.00	0	\$70.00	0	\$300.00	0	\$1,500.00	Milling Pavment	\$0.00
	Quantity										Unit Per S.Y.	\$10.00
	Cost	\$0.00		\$2,800.00		\$600.00		\$0.00			Cost	\$0.00
	Sidewalk			Curb & Gutter				Storm Structure				Total Estimate for roadway
	R&R - Unit Per L.F.	Quantity	Cost	R&R Unit Per L.F.	Quantity	Cost	Unit Per C.Y.	Unit Per Repair	Quantity	Cost		\$25,786.74
	0	\$85.00	\$70.00	0	\$70.00	\$300.00	0	\$1,500.00	0	\$1,500.00		
	\$0.00		\$2,800.00			\$0.00		\$0.00				
	Pvmt Removal	Unit Per S.Y. Full Depth	0	\$85.00	0	\$70.00	0	\$300.00	0	\$1,500.00	Milling Pavment	\$0.00
	Quantity										Unit Per S.Y.	\$10.00
	Cost	\$0.00		\$2,800.00		\$600.00		\$0.00			Cost	\$0.00
Sidewalk			Curb & Gutter				Storm Structure				Total Estimate for roadway	
R&R - Unit Per L.F.	Quantity	Cost	R&R Unit Per L.F.	Quantity	Cost	Unit Per C.Y.	Unit Per Repair	Quantity	Cost		\$25,786.74	
0	\$85.00	\$70.00	0	\$70.00	\$300.00	0	\$1,500.00	0	\$1,500.00			
\$0.00		\$2,800.00			\$0.00		\$0.00					

Pvmt Removal Unit Per S.Y. Full Depth	8" Graded Agg. Base Unit Per S.Y.		1.5" Surface Course Unit Per Tonnage		2.5" Interm. Course Unit Per Tonnage		Milling Pavment Unit Per S.Y.	
	Quantity	Cost	Quantity	Cost	Quantity	Cost	Quantity	Cost
1100	\$15.00	1100	\$65.00	94.875	\$120.00	158.125	\$105.00	\$10.00
\$16,500.00		\$71,500.00		\$11,385.00		\$16,603.13		\$0.00
Sidewalk R&R - Unit Per L.F.		Curb & Gutter R&R Unit Per L.F.		Curb Inlet Repair Unit Per C.Y.		Storm Structure Unit Per Repair		Total Estimate for roadway
Quantity	Cost	Quantity	Cost	Quantity	Cost	Quantity	Cost	
0	\$85.00	0	\$70.00	0	\$300.00	0	\$1,500.00	\$115,988.13
\$0.00		\$0.00		\$0.00		\$0.00		
Pvmt Removal Unit Per S.Y. Full Depth	8" Graded Agg. Base Unit Per S.Y.		1.5" Surface Course Unit Per Tonnage		2.5" Interm. Course Unit Per Tonnage		Milling Pavment Unit Per S.Y.	
Quantity	Cost	Quantity	Cost	Quantity	Cost	Quantity	Cost	
1000	\$15.00	1000	\$65.00	86.25	\$120.00	143.75	\$105.00	\$10.00
\$15,000.00		\$65,000.00		\$10,350.00		\$15,093.75		\$0.00
Sidewalk R&R - Unit Per L.F.		Curb & Gutter R&R Unit Per L.F.		Curb Inlet Repair Unit Per C.Y.		Storm Structure Unit Per Repair		Total Estimate for roadway
Quantity	Cost	Quantity	Cost	Quantity	Cost	Quantity	Cost	
0	\$85.00	0	\$70.00	0	\$300.00	0	\$1,500.00	\$105,443.75
\$0.00		\$0.00		\$0.00		\$0.00		

Glen Ord Court

Sardis Court

Blythe Creek Subdivision		DISTRICT 2		Total Estimate without Mobilization										\$379,114.77
				Estimated Subdivision Mobilization										\$3,000.00
Black Elk Lane		8" Graded Agg. Base Unit Per S.Y.		1.5" Surface Course		2.5" Interm. Course		Milling Pavment		Total Estimate for roadway		Milling Pavment		\$382,114.77
				Quantity	Cost	Quantity	Cost	Quantity	Cost	Quantity	Cost	Quantity	Cost	Quantity
		0	\$15.00	0	\$65.00	115.0575	\$120.00	0	\$105.00					\$10.00
		\$0.00		\$0.00		\$13,806.90		\$0.00						\$0.00
	Sidewalk													
	R&R - Unit Per L.F.													
	Quantity	0	\$85.00	0	\$70.00	0	\$300.00	1	\$1,500.00					
	Cost	\$0.00		\$0.00		\$0.00		\$1,500.00						\$15,306.90
	Pvmt Removal													
	Unit Per S.Y. Full Depth													
	Quantity	0	\$15.00	0	\$65.00	0	\$120.00	0	\$105.00					\$10.00
	Cost	\$0.00		\$0.00		\$0.00		\$0.00						\$0.00
	Sidewalk													
	R&R - Unit Per L.F.													
	Quantity	0	\$85.00	0	\$70.00	0	\$300.00	0	\$1,500.00					
	Cost	\$0.00		\$0.00		\$0.00		\$0.00						\$0.00
	Pvmt Removal													
	Unit Per S.Y. Full Depth													
	Quantity	0	\$15.00	0	\$65.00	0	\$120.00	0	\$105.00					\$10.00
	Cost	\$0.00		\$0.00		\$0.00		\$0.00						\$0.00
	Sidewalk													
	R&R - Unit Per L.F.													
	Quantity	0	\$85.00	0	\$70.00	0	\$300.00	0	\$1,500.00					
	Cost	\$0.00		\$0.00		\$0.00		\$0.00						\$0.00
	Pvmt Removal													
	Unit Per S.Y. Full Depth													
	Quantity	0	\$15.00	0	\$65.00	527.85	\$120.00	0	\$105.00					\$10.00
	Cost	\$0.00		\$0.00		\$63,342.00		\$0.00						\$0.00
	Sidewalk													
	R&R - Unit Per L.F.													
	Quantity	0	\$85.00	346	\$70.00	0	\$300.00	0	\$1,500.00					
	Cost	\$0.00		\$24,220.00		\$0.00		\$0.00						\$87,562.00
	Pvmt Removal													
	Unit Per S.Y. Full Depth													
	Quantity	0	\$15.00	0	\$65.00	0	\$120.00	0	\$105.00					\$10.00
	Cost	\$0.00		\$0.00		\$0.00		\$0.00						\$0.00
	Sidewalk													
	R&R - Unit Per L.F.													
	Quantity	0	\$85.00	93	\$70.00	0	\$300.00	0	\$1,500.00					
	Cost	\$0.00		\$6,510.00		\$0.00		\$0.00						\$6,510.00
	Pvmt Removal													
	Unit Per S.Y. Full Depth													
	Quantity	0	\$15.00	0	\$65.00	0	\$120.00	0	\$105.00					\$10.00
	Cost	\$0.00		\$0.00		\$0.00		\$0.00						\$0.00
	Sidewalk													
	R&R - Unit Per L.F.													
	Quantity	0	\$85.00	93	\$70.00	0	\$300.00	0	\$1,500.00					
	Cost	\$0.00		\$6,510.00		\$0.00		\$0.00						\$6,510.00

	Pvmt Removal		8" Graded Agg. Base		1.5" Surface Course		2.5" Interm. Course		Milling Pavment	
	Unit Per S.Y.	Full Depth	Quantity	Cost	Unit Per Tonnage	Quantity	Cost	Unit Per Tonnage	Quantity	Cost
Center Creek Court			0	\$15.00		0	\$120.00		0	\$105.00
				\$0.00			\$0.00			\$0.00
		Sidewalk								
		R&R - Unit Per L.F.								
		Quantity	0	\$85.00	Quantity	0	\$300.00	Quantity	0	\$1,500.00
		Cost			Cost			Cost		
				\$0.00			\$0.00			\$0.00
Red Horse Court			0	\$15.00		0	\$120.00		0	\$105.00
				\$0.00			\$0.00			\$0.00
		Sidewalk								
		R&R - Unit Per L.F.								
		Quantity	0	\$85.00	Quantity	0	\$300.00	Quantity	0	\$1,500.00
		Cost			Cost			Cost		
				\$0.00			\$0.00			\$0.00
Red Winds Court			1010	\$15.00		114.10875	\$120.00		145.1875	\$105.00
				\$15,150.00			\$13,693.05			\$15,244.69
		Sidewalk								
		R&R - Unit Per L.F.								
		Quantity	0	\$85.00	Quantity	0	\$300.00	Quantity	0	\$1,500.00
		Cost			Cost			Cost		
				\$0.00			\$0.00			\$0.00
Running Bear Court			1091	\$15.00		244.17375	\$120.00		156.83125	\$105.00
				\$16,365.00			\$29,300.85			\$16,467.28
		Sidewalk								
		R&R - Unit Per L.F.								
		Quantity	0	\$85.00	Quantity	0	\$300.00	Quantity	0	\$1,500.00
		Cost			Cost			Cost		
				\$0.00			\$0.00			\$0.00

Garden Brooke Phase 1 & 2 Subdivision

DISTRICT 1		Total Estimate without Mobilization \$198,313.96	
Subdivision		Estimated Subdivision Mobilization \$3,000.00	
Total Estimate for Garden Brooke Subdivision \$201,313.96		Milling Pavment Unit Per S.Y. Quantity Cost \$10.00	
Garden Brooke Drive Phase 1	Pvmt Removal Unit Per S.Y. Full Depth	8" Graded Agg. Base Unit Per S.Y.	2.5" Interm. Course Unit Per Tonnage
	Quantity Cost	Quantity Cost	Quantity Cost
	1000 \$15.00	956 \$65.00	143.75 \$105.00
	\$15,000.00	\$62,140.00	\$15,093.75
	Sidwalk R&R - Unit Per L.F.	Curb & Gutter R&R Unit Per L.F.	Storm Structure Unit Per Repair
	Quantity Cost	Quantity Cost	Quantity Cost
	20 \$85.00	155 \$70.00	0 \$1,500.00
	\$1,700.00	\$10,850.00	\$0.00
	Pvmt Removal Unit Per S.Y. Full Depth	8" Graded Agg. Base Unit Per S.Y.	2.5" Interm. Course Unit Per Tonnage
	Quantity Cost	Quantity Cost	Quantity Cost
654 \$15.00	654 \$65.00	94.0125 \$105.00	
\$9,810.00	\$42,510.00	\$9,871.31	
Sidwalk R&R - Unit Per L.F.	Curb & Gutter R&R Unit Per L.F.	Storm Structure Unit Per Repair	
Quantity Cost	Quantity Cost	Quantity Cost	
0 \$85.00	90 \$70.00	0 \$1,500.00	
\$0.00	\$6,300.00	\$0.00	
Total Estimate for roadway \$75,860.21			
Garden Brook Drive Phase 2	Pvmt Removal Unit Per S.Y. Full Depth	8" Graded Agg. Base Unit Per S.Y.	2.5" Interm. Course Unit Per Tonnage
	Quantity Cost	Quantity Cost	Quantity Cost
	0 \$15.00	0 \$65.00	0 \$105.00
	\$0.00	\$0.00	\$0.00
	Sidwalk R&R - Unit Per L.F.	Curb & Gutter R&R Unit Per L.F.	Storm Structure Unit Per Repair
	Quantity Cost	Quantity Cost	Quantity Cost
	0 \$85.00	19 \$70.00	0 \$1,500.00
	\$0.00	\$1,330.00	\$0.00
	Pvmt Removal Unit Per S.Y. Full Depth	8" Graded Agg. Base Unit Per S.Y.	2.5" Interm. Course Unit Per Tonnage
	Quantity Cost	Quantity Cost	Quantity Cost
0 \$15.00	0 \$65.00	0 \$105.00	
\$0.00	\$0.00	\$0.00	
Sidwalk R&R - Unit Per L.F.	Curb & Gutter R&R Unit Per L.F.	Storm Structure Unit Per Repair	
Quantity Cost	Quantity Cost	Quantity Cost	
0 \$85.00	17 \$70.00	0 \$1,500.00	
\$0.00	\$1,190.00	\$0.00	
Total Estimate for roadway \$1,330.00			
Sawyer Court	Pvmt Removal Unit Per S.Y. Full Depth	8" Graded Agg. Base Unit Per S.Y.	2.5" Interm. Course Unit Per Tonnage
	Quantity Cost	Quantity Cost	Quantity Cost
	0 \$15.00	0 \$65.00	0 \$105.00
	\$0.00	\$0.00	\$0.00
	Sidwalk R&R - Unit Per L.F.	Curb & Gutter R&R Unit Per L.F.	Storm Structure Unit Per Repair
	Quantity Cost	Quantity Cost	Quantity Cost
	0 \$85.00	17 \$70.00	0 \$1,500.00
	\$0.00	\$1,190.00	\$0.00
	Pvmt Removal Unit Per S.Y. Full Depth	8" Graded Agg. Base Unit Per S.Y.	2.5" Interm. Course Unit Per Tonnage
	Quantity Cost	Quantity Cost	Quantity Cost
0 \$15.00	0 \$65.00	0 \$105.00	
\$0.00	\$0.00	\$0.00	
Sidwalk R&R - Unit Per L.F.	Curb & Gutter R&R Unit Per L.F.	Storm Structure Unit Per Repair	
Quantity Cost	Quantity Cost	Quantity Cost	
0 \$85.00	17 \$70.00	0 \$1,500.00	
\$0.00	\$1,190.00	\$0.00	
Total Estimate for roadway \$3,590.00			

Caughman Ridge Phase 1 & 2 Subdivision

		8" Graded Agg. Base Unit Per S.Y.		DISTRICT 11		Total Estimate without Mobilization Estimated Subdivision Mobilization		Total Estimate for Caughman Ridge Subdivision	
Caughman Ridge Road	Pvmt Removal Unit Per S.Y. Full Depth	Quantity	Cost	Quantity	Cost	Quantity	Cost	Quantity	Cost
		150	\$15.00	149	\$65.00	21.9375	\$120.00	21.5625	\$105.00
		\$2,250.00		\$9,685.00		\$1,552.50		\$2,264.06	
	Sidewalk R&R - Unit Per L.F.	Quantity	Cost	Quantity	Cost	Quantity	Cost	Quantity	Cost
		0	\$85.00	25	\$70.00	0	\$300.00	0	\$1,500.00
		\$0.00		\$1,750.00		\$0.00		\$0.00	
		Storm Structure Unit Per Repair		Quantity	Cost	Quantity	Cost	Quantity	Cost
				0	\$300.00	0	\$1,500.00		
		Total Estimate for roadway						\$17,501.56	
								\$0.00	
Greenmont Circle	Pvmt Removal Unit Per S.Y. Full Depth	Quantity	Cost	Quantity	Cost	Quantity	Cost	Quantity	Cost
		39	\$15.00	39	\$65.00	3.36375	\$120.00	5.60625	\$105.00
		\$585.00		\$2,535.00		\$403.65		\$588.66	
	Sidewalk R&R - Unit Per L.F.	Quantity	Cost	Quantity	Cost	Quantity	Cost	Quantity	Cost
		0	\$85.00	0	\$70.00	0	\$300.00	0	\$1,500.00
		\$0.00		\$0.00		\$0.00		\$0.00	
		Storm Structure Unit Per Repair		Quantity	Cost	Quantity	Cost	Quantity	Cost
				0	\$300.00	0	\$1,500.00		
		Total Estimate for roadway						\$4,112.31	
								\$0.00	
Parkhaven Court	Pvmt Removal Unit Per S.Y. Full Depth	Quantity	Cost	Quantity	Cost	Quantity	Cost	Quantity	Cost
		175	\$15.00	175	\$65.00	15.09375	\$120.00	25.15625	\$105.00
		\$2,625.00		\$11,375.00		\$1,811.25		\$2,641.41	
	Sidewalk R&R - Unit Per L.F.	Quantity	Cost	Quantity	Cost	Quantity	Cost	Quantity	Cost
		0	\$85.00	0	\$70.00	0	\$300.00	0	\$1,500.00
		\$0.00		\$0.00		\$0.00		\$0.00	
		Storm Structure Unit Per Repair		Quantity	Cost	Quantity	Cost	Quantity	Cost
				0	\$300.00	0	\$1,500.00		
		Total Estimate for roadway						\$18,452.66	
								\$0.00	
Caughman Ridge Road Phase 2	Pvmt Removal Unit Per S.Y. Full Depth	Quantity	Cost	Quantity	Cost	Quantity	Cost	Quantity	Cost
		28	\$15.00	28	\$65.00	2.415	\$120.00	4.025	\$105.00
		\$420.00		\$1,820.00		\$289.80		\$422.63	
	Sidewalk R&R - Unit Per L.F.	Quantity	Cost	Quantity	Cost	Quantity	Cost	Quantity	Cost
		0	\$85.00	26	\$70.00	1	\$300.00	0	\$1,500.00
		\$0.00		\$1,820.00		\$300.00		\$0.00	
		Storm Structure Unit Per Repair		Quantity	Cost	Quantity	Cost	Quantity	Cost
				0	\$300.00	0	\$1,500.00		
		Total Estimate for roadway						\$5,072.43	
								\$0.00	

Greenmont Circle Phase 2	Pvmt Removal Unit Per S.Y. Full Depth		8" Graded Agg. Base Unit Per S.Y.		1.5" Surface Course Unit Per Tonnage		2.5" Interm. Course Unit Per Tonnage		Milling Pavment Unit Per S.Y.	
	Quantity	Cost	Quantity	Cost	Quantity	Cost	Quantity	Cost	Quantity	Cost
	250	\$15.00	250	\$65.00	21.5625	\$120.00	35.9375	\$105.00		\$10.00
	\$3,750.00		\$16,250.00		\$2,587.50		\$3,773.44		\$0.00	
	Sidwalk R&R - Unit Per L.F.		Curb & Gutter R&R Unit Per L.F.		Curb Inlet Repair Unit Per C.Y.		Storm Structure Unit Per Repair		Total Estimate for roadway	
	Quantity	Cost	Quantity	Cost	Quantity	Cost	Quantity	Cost		
	0	\$85.00	0	\$70.00	2	\$300.00	0	\$1,500.00		\$26,960.94
	\$0.00		\$0.00		\$600.00		\$0.00			
Birchton Court	Pvmt Removal Unit Per S.Y. Full Depth		8" Graded Agg. Base Unit Per S.Y.		1.5" Surface Course Unit Per Tonnage		2.5" Interm. Course Unit Per Tonnage		Milling Pavment Unit Per S.Y.	
	Quantity	Cost	Quantity	Cost	Quantity	Cost	Quantity	Cost	Quantity	Cost
	0	\$15.00	0	\$65.00	0	\$120.00	0	\$105.00		\$10.00
	\$0.00		\$0.00		\$0.00		\$0.00		\$0.00	
	Sidwalk R&R - Unit Per L.F.		Curb & Gutter R&R Unit Per L.F.		Curb Inlet Repair Unit Per C.Y.		Storm Structure Unit Per Repair		No Repairs are Needed	
	Quantity	Cost	Quantity	Cost	Quantity	Cost	Quantity	Cost		
	0	\$85.00	0	\$70.00	0	\$300.00	0	\$1,500.00		\$0.00
	\$0.00		\$0.00		\$0.00		\$0.00			

Hastings Point Phase 1, 2 & 3 Subdivision

DISTRICT
7

Pvmt Removal		8" Graded Agg. Base		1.5" Surface Course		2.5" Interm. Course		Milling Pavment	
Unit Per S.Y.	Full Depth	Quantity	Unit Per S.Y.	Quantity	Cost	Quantity	Unit Per Tonnage	Quantity	Cost
0	\$15.00	0	\$65.00	0	\$120.00	0	\$105.00		\$10.00
\$0.00		\$0.00		\$0.00		\$0.00		\$0.00	
Sidwalk		Curb & Gutter		Storm Structure		No Repairs are Needed			
R&R - Unit Per L.F.		R&R Unit Per L.F.		Unit Per Repair		Quantity	Cost		
0	\$85.00	0	\$70.00	0	\$1,500.00	0	\$1,500.00		
\$0.00		\$0.00		\$0.00				\$0.00	
Pvmt Removal		8" Graded Agg. Base		1.5" Surface Course		2.5" Interm. Course		Milling Pavment	
Unit Per S.Y.	Full Depth	Quantity	Unit Per S.Y.	Quantity	Cost	Quantity	Unit Per Tonnage	Quantity	Cost
500	\$15.00	500	\$65.00	43.125	\$120.00	71.875	\$105.00		\$10.00
\$7,500.00		\$32,500.00		\$5,175.00		\$7,546.88		\$0.00	
Sidwalk		Curb & Gutter		Storm Structure		Total Estimate for roadway			
R&R - Unit Per L.F.		R&R Unit Per L.F.		Unit Per Repair		Quantity	Cost		
0	\$85.00	105	\$70.00	8	\$300.00	0	\$1,500.00	\$62,471.88	
\$0.00		\$7,350.00		\$2,400.00					
Pvmt Removal		8" Graded Agg. Base		1.5" Surface Course		2.5" Interm. Course		Milling Pavment	
Unit Per S.Y.	Full Depth	Quantity	Unit Per S.Y.	Quantity	Cost	Quantity	Unit Per Tonnage	Quantity	Cost
5000	\$15.00	5000	\$65.00	431.25	\$120.00	718.75	\$105.00		\$10.00
\$75,000.00		\$325,000.00		\$51,750.00		\$75,468.75		\$0.00	
Sidwalk		Curb & Gutter		Storm Structure		Total Estimate for roadway			
R&R - Unit Per L.F.		R&R Unit Per L.F.		Unit Per Repair		Quantity	Cost		
0	\$85.00	580	\$70.00	0	\$300.00	0	\$1,500.00	\$567,818.75	
\$0.00		\$40,600.00		\$0.00					
Pvmt Removal		8" Graded Agg. Base		1.5" Surface Course		2.5" Interm. Course		Milling Pavment	
Unit Per S.Y.	Full Depth	Quantity	Unit Per S.Y.	Quantity	Cost	Quantity	Unit Per Tonnage	Quantity	Cost
0	\$15.00	0	\$65.00	0	\$120.00	0	\$105.00		\$10.00
\$0.00		\$0.00		\$0.00		\$0.00		\$0.00	
Sidwalk		Curb & Gutter		Storm Structure		Total Estimate for roadway			
R&R - Unit Per L.F.		R&R Unit Per L.F.		Unit Per Repair		Quantity	Cost		
0	\$85.00	2	\$70.00	0	\$300.00	0	\$1,500.00	\$140.00	
\$0.00		\$140.00		\$0.00					

Pvmt Removal Unit Per S.Y. Full Depth	8" Graded Agg. Base Unit Per S.Y.		1.5" Surface Course Unit Per Tonnage		2.5" Interm. Course Unit Per Tonnage		Milling Pavment Unit Per S.Y.	
	Quantity	Cost	Quantity	Cost	Quantity	Cost	Quantity	Cost
500	\$15.00		43.125	\$120.00	71.875	\$105.00		\$10.00
\$7,500.00		\$15,600.00		\$5,175.00		\$7,546.88		\$0.00
Sidwalk		Curb & Gutter		Curb Inlet Repair		Storm Structure		Total Estimate for roadway
R&R - Unit Per L.F.		R&R Unit Per L.F.		Unit Per C.Y.		Unit Per Repair		
Quantity	Cost	Quantity	Cost	Quantity	Cost	Quantity	Cost	
0	\$85.00	150	\$70.00	3	\$300.00	0	\$1,500.00	\$47,221.88
\$0.00		\$10,500.00		\$900.00		\$0.00		
Pvmt Removal		8" Graded Agg. Base		1.5" Surface Course		2.5" Interm. Course		Milling Pavment
Unit Per S.Y. Full Depth		Unit Per S.Y.		Unit Per Tonnage		Unit Per Tonnage		Unit Per S.Y.
Quantity	Cost	Quantity	Cost	Quantity	Cost	Quantity	Cost	Quantity
20	\$15.00	20	\$65.00	1.725	\$120.00	2.875	\$105.00	
\$300.00		\$1,300.00		\$207.00		\$301.88		\$0.00
Sidwalk		Curb & Gutter		Curb Inlet Repair		Storm Structure		Total Estimate for roadway
R&R - Unit Per L.F.		R&R Unit Per L.F.		Unit Per C.Y.		Unit Per Repair		
Quantity	Cost	Quantity	Cost	Quantity	Cost	Quantity	Cost	
0	\$85.00	125	\$70.00	1	\$300.00	0	\$1,500.00	\$11,158.88
\$0.00		\$8,750.00		\$300.00		\$0.00		
Pvmt Removal		8" Graded Agg. Base		1.5" Surface Course		2.5" Interm. Course		Milling Pavment
Unit Per S.Y. Full Depth		Unit Per S.Y.		Unit Per Tonnage		Unit Per Tonnage		Unit Per S.Y.
Quantity	Cost	Quantity	Cost	Quantity	Cost	Quantity	Cost	Quantity
100	\$15.00	100	\$65.00	8.625	\$120.00	14.375	\$105.00	
\$1,500.00		\$6,500.00		\$1,035.00		\$1,509.38		\$0.00
Sidwalk		Curb & Gutter		Curb Inlet Repair		Storm Structure		Total Estimate for roadway
R&R - Unit Per L.F.		R&R Unit Per L.F.		Unit Per C.Y.		Unit Per Repair		
Quantity	Cost	Quantity	Cost	Quantity	Cost	Quantity	Cost	
0	\$85.00	120	\$70.00	1	\$300.00	0	\$1,500.00	\$19,244.38
\$0.00		\$8,400.00		\$300.00		\$0.00		
Pvmt Removal		8" Graded Agg. Base		1.5" Surface Course		2.5" Interm. Course		Milling Pavment
Unit Per S.Y. Full Depth		Unit Per S.Y.		Unit Per Tonnage		Unit Per Tonnage		Unit Per S.Y.
Quantity	Cost	Quantity	Cost	Quantity	Cost	Quantity	Cost	Quantity
0	\$15.00	0	\$65.00	215.625	\$120.00	0	\$105.00	
\$0.00		\$0.00		\$25,875.00		\$0.00		\$0.00
Sidwalk		Curb & Gutter		Curb Inlet Repair		Storm Structure		Total Estimate for roadway
R&R - Unit Per L.F.		R&R Unit Per L.F.		Unit Per C.Y.		Unit Per Repair		
Quantity	Cost	Quantity	Cost	Quantity	Cost	Quantity	Cost	
0	\$85.00	0	\$70.00	0	\$300.00	0	\$1,500.00	\$25,875.00
\$0.00		\$0.00		\$0.00		\$0.00		

Garvey Circe Phase 2

Tubman Court Phase 2

Hastings Point Drive Phase 2

Boutchet Court Phase 3

Pvmt Removal Unit Per S.Y. Full Depth	8" Graded Agg. Base Unit Per S.Y.		1.5" Surface Course Unit Per Tonnage		2.5" Interm. Course Unit Per Tonnage		Milling Pavment Unit Per S.Y.	
	Quantity	Cost	Quantity	Cost	Quantity	Cost	Quantity	Cost
0	\$15.00	\$65.00	991.875	\$120.00	0	\$105.00		\$10.00
\$0.00	\$0.00	\$0.00	\$119,025.00		\$0.00		\$0.00	
Sidwalk		Curb & Gutter						
R&R - Unit Per L.F.		R&R Unit Per L.F.	Curb Inlet Repair Unit Per C.Y.		Storm Structure Unit Per Repair		Total Estimate for roadway	
Quantity	Cost	Quantity	Cost	Quantity	Cost	Quantity	Cost	
0	\$85.00	0	\$70.00	0	\$300.00	0	\$1,500.00	\$119,025.00
\$0.00	\$0.00	\$0.00	\$0.00	\$0.00				
Pvmt Removal		8" Graded Agg. Base						
Unit Per S.Y. Full Depth		Unit Per S.Y.	1.5" Surface Course Unit Per Tonnage		2.5" Interm. Course Unit Per Tonnage		Milling Pavment Unit Per S.Y.	
Quantity	Cost	Quantity	Cost	Quantity	Cost	Quantity	Cost	
0	\$15.00	0	\$65.00	172.5	\$120.00	0	\$105.00	\$10.00
\$0.00	\$0.00	\$0.00	\$20,700.00		\$0.00		\$0.00	
Sidwalk		Curb & Gutter						
R&R - Unit Per L.F.		R&R Unit Per L.F.	Curb Inlet Repair Unit Per C.Y.		Storm Structure Unit Per Repair		Total Estimate for roadway	
Quantity	Cost	Quantity	Cost	Quantity	Cost	Quantity	Cost	
0	\$85.00	0	\$70.00	0	\$300.00	0	\$1,500.00	\$20,700.00
\$0.00	\$0.00	\$0.00	\$0.00	\$0.00				

Garvey Circle Phase 3

McLester Court Phase 3

Rice Creek Ridge Subdivision		DISTRICT 8		Total Estimate without Mobilization		\$379,796.08	
				Estimated Subdivision Mobilization		\$3,000.00	
Rice Creek Farms Road		Total Estimate for Rice Creek Ridge Subdivision		Milling Pavment		\$382,796.08	
Rice Creek Farms Road	Pvmt Removal	8" Graded Agg. Base	2.5" Interm. Course	Unit Per Tonnage		Unit Per S.Y.	
	Unit Per S.Y. Full Depth	Unit Per S.Y.	Unit Per Tonnage	Quantity	Cost	Quantity	Cost
	Quantity	Quantity	Quantity	230	\$105.00		
	Cost	Cost	Cost				
	1600	1600	138		\$120.00		\$10.00
	\$24,000.00	\$104,000.00	\$16,560.00				
	Sidewalk	Curb & Gutter	Curb Inlet Repair	Storm Structure		No Repairs are Needed	
	R&R - Unit Per L.F.	R&R Unit Per L.F.	Unit Per C.Y.	Unit Per Repair			
	Quantity	Quantity	Quantity	Quantity	Cost	Quantity	Cost
	0	0	0	0	\$1,500.00		\$168,710.00
\$0.00	\$0.00	\$0.00					
Buttonbush Court	Pvmt Removal	8" Graded Agg. Base	2.5" Interm. Course	Unit Per Tonnage		Unit Per S.Y.	
	Unit Per S.Y. Full Depth	Unit Per S.Y.	Unit Per Tonnage	Quantity	Cost	Quantity	Cost
	Quantity	Quantity	Quantity	14,375	\$105.00		\$10.00
	Cost	Cost	Cost				
	100	100	8,625		\$120.00		
	\$15.00	\$65.00	\$120.00				
	\$1,500.00	\$6,500.00	\$1,035.00				\$1,509.38
	Sidewalk	Curb & Gutter	Curb Inlet Repair	Storm Structure		Total Estimate for roadway	
	R&R - Unit Per L.F.	R&R Unit Per L.F.	Unit Per C.Y.	Unit Per Repair			\$14,044.38
	Quantity	Quantity	Quantity	Quantity	Cost	Quantity	Cost
0	50	0	0	\$1,500.00			
\$85.00	\$70.00	\$300.00					
\$0.00	\$3,500.00	\$0.00					
Sand Iris Court	Pvmt Removal	8" Graded Agg. Base	2.5" Interm. Course	Unit Per Tonnage		Unit Per S.Y.	
	Unit Per S.Y. Full Depth	Unit Per S.Y.	Unit Per Tonnage	Quantity	Cost	Quantity	Cost
	Quantity	Quantity	Quantity	0	\$105.00		\$10.00
	Cost	Cost	Cost				
	0	0	0		\$120.00		
	\$15.00	\$65.00	\$120.00				
	\$0.00	\$0.00	\$0.00				
	Sidewalk	Curb & Gutter	Curb Inlet Repair	Storm Structure		Total Estimate for roadway	
	R&R - Unit Per L.F.	R&R Unit Per L.F.	Unit Per C.Y.	Unit Per Repair			\$600.00
	Quantity	Quantity	Quantity	Quantity	Cost	Quantity	Cost
0	0	2	0	\$1,500.00			
\$85.00	\$70.00	\$300.00					
\$0.00	\$0.00	\$600.00					
Rice Meadow Way	Pvmt Removal	8" Graded Agg. Base	2.5" Interm. Course	Unit Per Tonnage		Unit Per S.Y.	
	Unit Per S.Y. Full Depth	Unit Per S.Y.	Unit Per Tonnage	Quantity	Cost	Quantity	Cost
	Quantity	Quantity	Quantity	267,80625	\$105.00		\$10.00
	Cost	Cost	Cost				
	1863	1863	160,68375		\$120.00		
	\$15.00	\$65.00	\$120.00				
	\$27,945.00	\$121,095.00	\$19,282.05				\$28,119.66
	Sidewalk	Curb & Gutter	Curb Inlet Repair	Storm Structure		Total Estimate for roadway	
	R&R - Unit Per L.F.	R&R Unit Per L.F.	Unit Per C.Y.	Unit Per Repair			\$196,441.71
	Quantity	Quantity	Quantity	Quantity	Cost	Quantity	Cost
0	0	0	0	\$1,500.00			
\$85.00	\$70.00	\$300.00					
\$0.00	\$0.00	\$0.00					

Rivers Station Subdivision		DISTRICT 7		Total Estimate without Mobilization		\$139,725.00		
				Estimated Subdivision Mobilization		\$3,000.00		
Rivers Station Subdivision		Total Estimate for Rivers Station Subdivision		Milling Pavment		\$142,725.00		
Big Game Loop	Pvmt Removal	8" Graded Agg. Base	Unit Per S.Y.	Quantity	Cost	Quantity	Cost	
	Unit Per S.Y. Full Depth	Unit Per S.Y.	Unit Per S.Y.	Quantity	Cost	Quantity	Cost	
	Quantity	Quantity	Quantity	862.5	\$120.00	0	\$105.00	
	Cost	Cost	Cost	\$120.00	\$120.00	\$105.00	\$105.00	
	\$0.00	\$0.00	\$103,500.00	\$103,500.00	\$0.00	\$0.00	\$0.00	
	Sidwalk	Curb & Gutter	Storm Structure	Storm Structure	Unit Per Repair	Unit Per Repair	Unit Per Repair	Cost
	R&R - Unit Per L.F.	R&R Unit Per L.F.	Unit Per C.Y.	Unit Per C.Y.	Quantity	Quantity	Quantity	Cost
	Quantity	Quantity	Quantity	Quantity	0	0	0	\$1,500.00
	Cost	Cost	Cost	Cost	\$300.00	\$300.00	\$1,500.00	\$1,500.00
	0	0	0	0	\$300.00	\$300.00	\$1,500.00	\$1,500.00
\$0.00	\$0.00	\$0.00	\$0.00	\$0.00	\$0.00	\$0.00	\$0.00	
Pvmt Removal	8" Graded Agg. Base	Unit Per S.Y.	Quantity	Cost	Quantity	Cost	Quantity	Cost
Unit Per S.Y. Full Depth	Unit Per S.Y.	Unit Per S.Y.	Quantity	Cost	Quantity	Cost	Quantity	Cost
Quantity	Quantity	Quantity	0	\$65.00	215.625	\$120.00	0	\$105.00
Cost	Cost	Cost	\$65.00	\$65.00	\$120.00	\$120.00	0	\$105.00
0	0	0	0	\$65.00	\$120.00	\$120.00	0	\$105.00
\$0.00	\$0.00	\$25,875.00	\$25,875.00	\$0.00	\$0.00	\$0.00	\$0.00	\$0.00
Sidwalk	Curb & Gutter	Storm Structure	Storm Structure	Unit Per Repair	Unit Per Repair	Unit Per Repair	Unit Per Repair	Cost
R&R - Unit Per L.F.	R&R Unit Per L.F.	Unit Per C.Y.	Unit Per C.Y.	Quantity	Quantity	Quantity	Quantity	Cost
Quantity	Quantity	Quantity	Quantity	0	0	0	0	\$1,500.00
Cost	Cost	Cost	Cost	\$300.00	\$300.00	\$1,500.00	\$1,500.00	\$1,500.00
0	0	0	0	\$300.00	\$300.00	\$1,500.00	\$1,500.00	\$1,500.00
\$0.00	\$0.00	\$0.00	\$0.00	\$0.00	\$0.00	\$0.00	\$0.00	\$0.00
Pvmt Removal	8" Graded Agg. Base	Unit Per S.Y.	Quantity	Cost	Quantity	Cost	Quantity	Cost
Unit Per S.Y. Full Depth	Unit Per S.Y.	Unit Per S.Y.	Quantity	Cost	Quantity	Cost	Quantity	Cost
Quantity	Quantity	Quantity	0	\$65.00	86.25	\$120.00	0	\$105.00
Cost	Cost	Cost	\$65.00	\$65.00	\$120.00	\$120.00	0	\$105.00
0	0	0	0	\$65.00	\$120.00	\$120.00	0	\$105.00
\$0.00	\$0.00	\$10,350.00	\$10,350.00	\$0.00	\$0.00	\$0.00	\$0.00	\$0.00
Sidwalk	Curb & Gutter	Storm Structure	Storm Structure	Unit Per Repair	Unit Per Repair	Unit Per Repair	Unit Per Repair	Cost
R&R - Unit Per L.F.	R&R Unit Per L.F.	Unit Per C.Y.	Unit Per C.Y.	Quantity	Quantity	Quantity	Quantity	Cost
Quantity	Quantity	Quantity	Quantity	0	0	0	0	\$1,500.00
Cost	Cost	Cost	Cost	\$300.00	\$300.00	\$1,500.00	\$1,500.00	\$1,500.00
0	0	0	0	\$300.00	\$300.00	\$1,500.00	\$1,500.00	\$1,500.00
\$0.00	\$0.00	\$0.00	\$0.00	\$0.00	\$0.00	\$0.00	\$0.00	\$0.00
Total Estimate for roadway		Total Estimate for roadway		Total Estimate for roadway		Total Estimate for roadway		
\$103,500.00		\$25,875.00		\$10,350.00		\$10,350.00		

Rolling Creek Subdivision		DISTRICT 1		Total Estimate without Mobilization		\$398,955.63		
				Estimated Subdivision Mobilization		\$3,000.00		
Total Estimate for Rolling Creek Subdivision		\$401,955.63						
Dutchfork Branch Court	Pvmt Removal	Unit Per S.Y. Full Depth	8" Graded Agg. Base					
	Quantity	Cost	Unit Per S.Y.	Quantity	Cost	Unit Per Tonnage	Cost	
	600	\$15.00	600	600	\$65.00	51.75	\$120.00	
	\$9,000.00		\$39,000.00			\$6,210.00		
	Sidwalk	R&R - Unit Per L.F.	Curb & Gutter					
	Quantity	Cost	R&R Unit Per L.F.	Unit Per C.Y.	Cost	Storm Structure	Unit Per Repair	
	0	\$85.00	450	5	\$300.00	0	\$1,500.00	
	\$0.00		\$31,500.00			\$0.00		
	Pvmt Removal	Unit Per S.Y. Full Depth	8" Graded Agg. Base					
	Quantity	Cost	Unit Per S.Y.	Quantity	Cost	Unit Per Tonnage	Cost	
2500	\$15.00	2500	215.625	\$120.00	359.375	\$105.00		
\$37,500.00		\$162,500.00			\$37,734.38			
Sidwalk	R&R - Unit Per L.F.	Curb & Gutter						
Quantity	Cost	R&R Unit Per L.F.	Unit Per C.Y.	Cost	Storm Structure	Unit Per Repair		
0	\$85.00	554	1	\$300.00	0	\$1,500.00		
\$0.00		\$38,780.00			\$0.00			
Dutchfork Creek Trail	Pvmt Removal	Unit Per S.Y. Full Depth	1.5" Surface Course					
	Quantity	Cost	Unit Per Tonnage	Quantity	Cost	Unit Per S.Y.	Cost	
	2500	\$15.00	2500	215.625	\$120.00	359.375	\$105.00	
	\$37,500.00		\$1,500.00			\$0.00		
	Sidwalk	R&R - Unit Per L.F.	Curb Inlet Repair					
	Quantity	Cost	Unit Per C.Y.	Quantity	Cost	Storm Structure	Unit Per Repair	
	0	\$85.00	554	1	\$300.00	0	\$1,500.00	
	\$0.00		\$38,780.00			\$0.00		
	Pvmt Removal	Unit Per S.Y. Full Depth	2.5" Interm. Course					
	Quantity	Cost	Unit Per Tonnage	Quantity	Cost	Unit Per S.Y.	Cost	
2500	\$15.00	2500	215.625	\$120.00	359.375	\$105.00		
\$37,500.00		\$1,500.00			\$0.00			
Sidwalk	R&R - Unit Per L.F.	Curb Inlet Repair						
Quantity	Cost	Unit Per C.Y.	Quantity	Cost	Storm Structure	Unit Per Repair		
0	\$85.00	554	1	\$300.00	0	\$1,500.00		
\$0.00		\$38,780.00			\$0.00			
Total Estimate for roadway							\$96,266.25	
Total Estimate for roadway							\$302,689.38	

Rolling Creek, Courtyards Subdivision

**DISTRICT
1**

Total Estimate without Mobilization				\$476,491.28
Estimated Subdivision Mobilization				\$3,000.00
Total Estimate for Rolling Creek, Courtyards Subdivision				\$479,491.28
Whetstone Creek Court	1.5" Surface Course		2.5" Interm. Course	
	Unit Per Tonnage	Unit Per Tonnage	Quantity	Cost
	43.125	\$120.00	71.875	\$105.00
	\$5,175.00		\$7,546.88	
	Curb Inlet Repair		Storm Structure	
	Unit Per C.Y.	Unit Per Repair	Quantity	Cost
	2	\$300.00	0	\$1,500.00
	\$600.00		\$0.00	
	1.5" Surface Course		2.5" Interm. Course	
	Unit Per Tonnage	Unit Per Tonnage	Quantity	Cost
86.25	\$120.00	143.75	\$105.00	
\$10,350.00		\$15,093.75		
Curb Inlet Repair		Storm Structure		
Unit Per C.Y.	Unit Per Repair	Quantity	Cost	
2	\$300.00	0	\$1,500.00	
\$600.00		\$0.00		
Total Estimate for roadway				\$63,121.88
Boyd Branch Crossing	1.5" Surface Course		2.5" Interm. Course	
	Unit Per Tonnage	Unit Per Tonnage	Quantity	Cost
	86.25	\$120.00	143.75	\$105.00
	\$10,350.00		\$15,093.75	
	Curb Inlet Repair		Storm Structure	
	Unit Per C.Y.	Unit Per Repair	Quantity	Cost
	2	\$300.00	0	\$1,500.00
	\$600.00		\$0.00	
	1.5" Surface Course		2.5" Interm. Course	
	Unit Per Tonnage	Unit Per Tonnage	Quantity	Cost
108.24375	\$120.00	180.40625	\$105.00	
\$12,989.25		\$18,942.66		
Curb Inlet Repair		Storm Structure		
Unit Per C.Y.	Unit Per Repair	Quantity	Cost	
1	\$300.00	0	\$1,500.00	
\$300.00		\$0.00		
Total Estimate for roadway				\$167,631.91
Savannah Branch Trail	1.5" Surface Course		2.5" Interm. Course	
	Unit Per Tonnage	Unit Per Tonnage	Quantity	Cost
	86.25	\$120.00	143.75	\$105.00
	\$10,350.00		\$15,093.75	
	Curb Inlet Repair		Storm Structure	
	Unit Per C.Y.	Unit Per Repair	Quantity	Cost
	2	\$300.00	0	\$1,500.00
	\$600.00		\$0.00	
	1.5" Surface Course		2.5" Interm. Course	
	Unit Per Tonnage	Unit Per Tonnage	Quantity	Cost
108.24375	\$120.00	180.40625	\$105.00	
\$12,989.25		\$18,942.66		
Curb Inlet Repair		Storm Structure		
Unit Per C.Y.	Unit Per Repair	Quantity	Cost	
1	\$300.00	0	\$1,500.00	
\$300.00		\$0.00		
Total Estimate for roadway				\$167,631.91
Summer Branch Lane	1.5" Surface Course		2.5" Interm. Course	
	Unit Per Tonnage	Unit Per Tonnage	Quantity	Cost
	86.25	\$120.00	143.75	\$105.00
	\$10,350.00		\$15,093.75	
	Curb Inlet Repair		Storm Structure	
	Unit Per C.Y.	Unit Per Repair	Quantity	Cost
	1	\$300.00	0	\$1,500.00
	\$300.00		\$0.00	
	1.5" Surface Course		2.5" Interm. Course	
	Unit Per Tonnage	Unit Per Tonnage	Quantity	Cost
86.25	\$120.00	143.75	\$105.00	
\$10,350.00		\$15,093.75		
Curb Inlet Repair		Storm Structure		
Unit Per C.Y.	Unit Per Repair	Quantity	Cost	
1	\$300.00	0	\$1,500.00	
\$300.00		\$0.00		
Total Estimate for roadway				\$115,193.75

Rolling Creek, The Preserve Subdivision

		DISTRICT 1		Total Estimate without Mobilization		Total Estimate for Rolling Creek, The Preserve Subdivision	
				Quantity	Cost	Quantity	Cost
Boyd Branch Crossing	Pvmt Removal	8" Graded Agg. Base	2.5" Interm. Course				
	Unit Per S.Y. Full Depth	Unit Per S.Y.	Unit Per Tonnage				
	Quantity	Quantity	Quantity	Quantity	Quantity	Quantity	Quantity
	Cost	Cost	Cost	Cost	Cost	Cost	Cost
	\$1,500.00	\$6,500.00	\$1,035.00	\$1,509.38			Milling Pavment
	Sidewalk	Curb & Gutter	Curb Inlet Repair	Storm Structure			Unit Per S.Y.
	R&R - Unit Per L.F.	R&R Unit Per L.F.	Unit Per C.Y.	Unit Per Repair			Cost
	Quantity	Quantity	Quantity	Quantity			Cost
	Cost	Cost	Cost	Cost			Total Estimate for roadway
	200	400	0	0			\$55,544.38
\$17,000.00	\$28,000.00	\$0.00	\$0.00				
Crims Branch Court	Pvmt Removal	8" Graded Agg. Base	2.5" Interm. Course				
	Unit Per S.Y. Full Depth	Unit Per S.Y.	Unit Per Tonnage				
	Quantity	Quantity	Quantity	Quantity	Quantity	Quantity	Quantity
	Cost	Cost	Cost	Cost	Cost	Cost	Cost
	\$1,500.00	\$6,500.00	\$1,035.00	\$1,509.38			Milling Pavment
	Sidewalk	Curb & Gutter	Curb Inlet Repair	Storm Structure			Unit Per S.Y.
	R&R - Unit Per L.F.	R&R Unit Per L.F.	Unit Per C.Y.	Unit Per Repair			Cost
	Quantity	Quantity	Quantity	Quantity			Cost
	Cost	Cost	Cost	Cost			Total Estimate for roadway
	0	172	1	0			\$22,884.38
\$0.00	\$12,040.00	\$300.00	\$0.00				
Crims Creek Way	Pvmt Removal	8" Graded Agg. Base	2.5" Interm. Course				
	Unit Per S.Y. Full Depth	Unit Per S.Y.	Unit Per Tonnage				
	Quantity	Quantity	Quantity	Quantity	Quantity	Quantity	Quantity
	Cost	Cost	Cost	Cost	Cost	Cost	Cost
	\$1,500.00	\$6,500.00	\$1,035.00	\$1,509.38			Milling Pavment
	Sidewalk	Curb & Gutter	Curb Inlet Repair	Storm Structure			Unit Per S.Y.
	R&R - Unit Per L.F.	R&R Unit Per L.F.	Unit Per C.Y.	Unit Per Repair			Cost
	Quantity	Quantity	Quantity	Quantity			Cost
	Cost	Cost	Cost	Cost			Total Estimate for roadway
	75	450	0	0			\$48,419.38
\$6,375.00	\$31,500.00	\$0.00	\$0.00				
Dutchmans Creek Trail	Pvmt Removal	8" Graded Agg. Base	2.5" Interm. Course				
	Unit Per S.Y. Full Depth	Unit Per S.Y.	Unit Per Tonnage				
	Quantity	Quantity	Quantity	Quantity	Quantity	Quantity	Quantity
	Cost	Cost	Cost	Cost	Cost	Cost	Cost
	\$0.00	\$0.00	\$0.00	\$0.00			Milling Pavment
	Sidewalk	Curb & Gutter	Curb Inlet Repair	Storm Structure			Unit Per S.Y.
	R&R - Unit Per L.F.	R&R Unit Per L.F.	Unit Per C.Y.	Unit Per Repair			Cost
	Quantity	Quantity	Quantity	Quantity			Cost
	Cost	Cost	Cost	Cost			Total Estimate for roadway
	20	20	0	0			\$3,100.00
\$1,700.00	\$1,400.00	\$0.00	\$0.00				

North Nichols Creek Point	Pvmt Removal		8" Graded Agg. Base		1.5" Surface Course		2.5" Interm. Course		Milling Pavment	
	Unit Per S.Y. Full Depth	Unit Per S.Y.	Quantity	Cost	Quantity	Cost	Quantity	Cost	Quantity	Cost
	0	\$15.00	0	\$65.00	38.64	\$120.00	0	\$105.00		\$10.00
	\$0.00	\$0.00	\$4,636.80		\$0.00		\$0.00		Total Estimate for roadway	
	Sidwalk	Curb & Gutter	Curb Inlet Repair		Storm Structure		Storm Structure		\$15,836.80	
	R&R - Unit Per L.F.	R&R Unit Per L.F.	Unit Per C.Y.		Unit Per Repair		Unit Per Repair			
	Quantity	Quantity	Quantity	Cost	Quantity	Cost	Quantity	Cost		
	0	\$85.00	160	\$70.00	0	\$300.00	0	\$1,500.00		
	\$0.00	\$11,200.00	\$0.00		\$0.00		\$0.00			
	Pvmt Removal	8" Graded Agg. Base	1.5" Surface Course		2.5" Interm. Course		Milling Pavment			
Unit Per S.Y. Full Depth	Unit Per S.Y.	Quantity	Cost	Quantity	Cost	Quantity	Cost	Quantity	Cost	
100	\$15.00	100	\$65.00	215.625	\$120.00	14.375	\$105.00		\$10.00	
\$1,500.00	\$6,500.00	\$25,875.00		\$1,509.38				Total Estimate for roadway		
Sidwalk	Curb & Gutter	Curb Inlet Repair		Storm Structure		Storm Structure				
R&R - Unit Per L.F.	R&R Unit Per L.F.	Unit Per C.Y.		Unit Per Repair		Unit Per Repair				
Quantity	Quantity	Quantity	Cost	Quantity	Cost	Quantity	Cost			
0	\$85.00	1000	\$70.00	3	\$300.00	0	\$1,500.00	\$106,284.38		
\$0.00	\$70,000.00	\$900.00		\$0.00						
Pvmt Removal	8" Graded Agg. Base	1.5" Surface Course		2.5" Interm. Course		Milling Pavment				
Unit Per S.Y. Full Depth	Unit Per S.Y.	Quantity	Cost	Quantity	Cost	Quantity	Cost	Quantity	Cost	
100	\$15.00	100	\$65.00	8.625	\$120.00	14.375	\$105.00		\$10.00	
\$1,500.00	\$6,500.00	\$1,035.00		\$1,509.38				Total Estimate for roadway		
Sidwalk	Curb & Gutter	Curb Inlet Repair		Storm Structure		Storm Structure				
R&R - Unit Per L.F.	R&R Unit Per L.F.	Unit Per C.Y.		Unit Per Repair		Unit Per Repair				
Quantity	Quantity	Quantity	Cost	Quantity	Cost	Quantity	Cost			
0	\$85.00	145	\$70.00	1	\$300.00	0	\$1,500.00	\$20,994.38		
\$0.00	\$10,150.00	\$300.00		\$0.00						
Pvmt Removal	8" Graded Agg. Base	1.5" Surface Course		2.5" Interm. Course		Milling Pavment				
Unit Per S.Y. Full Depth	Unit Per S.Y.	Quantity	Cost	Quantity	Cost	Quantity	Cost	Quantity	Cost	
100	\$15.00	100	\$65.00	8.625	\$120.00	14.375	\$105.00		\$10.00	
\$1,500.00	\$6,500.00	\$1,035.00		\$1,509.38				Total Estimate for roadway		
Sidwalk	Curb & Gutter	Curb Inlet Repair		Storm Structure		Storm Structure				
R&R - Unit Per L.F.	R&R Unit Per L.F.	Unit Per C.Y.		Unit Per Repair		Unit Per Repair				
Quantity	Quantity	Quantity	Cost	Quantity	Cost	Quantity	Cost			
0	\$85.00	10	\$70.00	0	\$300.00	0	\$1,500.00	\$12,094.38		
\$850.00	\$700.00	\$0.00		\$0.00						

Dutchmans Creek Trail	Pvmt Removal Unit Per S.Y. Full Depth		8" Graded Agg. Base Unit Per S.Y.		1.5" Surface Course Unit Per Tonnage		2.5" Interm. Course Unit Per Tonnage		Milling Pavment Unit Per S.Y.	
	Quantity	Cost	Quantity	Cost	Quantity	Cost	Quantity	Cost	Quantity	Cost
	100	\$15.00	100	\$65.00	8.625	\$120.00	14.375	\$105.00		\$10.00
		\$1,500.00		\$6,500.00		\$1,035.00		\$1,509.38		
	Sidwalk		Curb & Gutter		Curb Inlet Repair		Storm Structure			
	R&R - Unit Per L.F.		R&R Unit Per L.F.		Unit Per C.Y.		Unit Per Repair			
	Quantity	Cost	Quantity	Cost	Quantity	Cost	Quantity	Cost	Total Estimate for roadway	
	0	\$85.00	0	\$70.00	0	\$300.00	0	\$1,500.00	\$10,544.38	
		\$0.00		\$0.00		\$0.00		\$0.00		

Rose Oaks Subdivision		DISTRICT 1		Total Estimate without Mobilization		\$367,115.46	
				Estimated Subdivision Mobilization		\$3,000.00	
Total Estimate for Rose Oaks Subdivision		\$370,115.46					
Amber Ridge Trail	Pvmt Removal	8" Graded Agg. Base	Unit Per S.Y.	1.5" Surface Course	2.5" Interm. Course	Milling Pavment	Unit Per S.Y.
	Quantity	Quantity	Cost	Quantity	Quantity	Quantity	Cost
	41	41	\$65.00	3.53625	5.89375		\$10.00
	\$615.00	\$2,665.00		\$424.35	\$618.84		
	Sidewalk	Curb & Gutter			Storm Structure		
	R&R - Unit Per L.F.	R&R Unit Per L.F.	Unit Per C.Y.	Unit Per Repair	Unit Per Repair		
	Quantity	Quantity	Cost	Quantity	Quantity	Cost	Cost
	51	239	\$70.00	0	1	\$1,500.00	
	\$4,335.00	\$16,730.00	\$0.00	\$0.00	\$1,500.00		
	Pvmt Removal	8" Graded Agg. Base	Unit Per S.Y.	1.5" Surface Course	2.5" Interm. Course	Milling Pavment	Unit Per S.Y.
	Quantity	Quantity	Cost	Quantity	Quantity	Quantity	Cost
	200	169	\$65.00	17.25	28.75		\$10.00
	\$3,000.00	\$10,985.00	\$2,070.00	\$2,070.00	\$3,018.75		
Sidewalk	Curb & Gutter			Storm Structure			
R&R - Unit Per L.F.	R&R Unit Per L.F.	Unit Per C.Y.	Unit Per Repair	Unit Per Repair			
Quantity	Quantity	Cost	Quantity	Quantity	Cost	Cost	
50	1000	\$70.00	0	1	\$1,500.00		
\$4,250.00	\$70,000.00	\$0.00	\$0.00	\$1,500.00			
Pvmt Removal	8" Graded Agg. Base	Unit Per S.Y.	1.5" Surface Course	2.5" Interm. Course	Milling Pavment	Unit Per S.Y.	
Quantity	Quantity	Cost	Quantity	Quantity	Quantity	Cost	
100	100	\$65.00	8.625	14.375		\$10.00	
\$1,500.00	\$6,500.00	\$1,035.00	\$1,035.00	\$1,509.38			
Sidewalk	Curb & Gutter			Storm Structure			
R&R - Unit Per L.F.	R&R Unit Per L.F.	Unit Per C.Y.	Unit Per Repair	Unit Per Repair			
Quantity	Quantity	Cost	Quantity	Quantity	Cost	Cost	
25	196	\$70.00	0	1	\$1,500.00		
\$2,125.00	\$13,720.00	\$0.00	\$0.00	\$1,500.00			
Pvmt Removal	8" Graded Agg. Base	Unit Per S.Y.	1.5" Surface Course	2.5" Interm. Course	Milling Pavment	Unit Per S.Y.	
Quantity	Quantity	Cost	Quantity	Quantity	Quantity	Cost	
5	5	\$65.00	0.43125	0.71875		\$10.00	
\$75.00	\$325.00	\$51.75	\$51.75	\$75.47			
Sidewalk	Curb & Gutter			Storm Structure			
R&R - Unit Per L.F.	R&R Unit Per L.F.	Unit Per C.Y.	Unit Per Repair	Unit Per Repair			
Quantity	Quantity	Cost	Quantity	Quantity	Cost	Cost	
50	250	\$70.00	0	0	\$1,500.00		
\$4,250.00	\$17,500.00	\$0.00	\$0.00	\$0.00			
Total Estimate for roadway						\$26,888.19	
Total Estimate for roadway						\$94,823.75	
Total Estimate for roadway						\$27,889.38	
Total Estimate for roadway						\$22,277.22	

	Pvmt Removal		8" Graded Agg. Base		1.5" Surface Course		2.5" Interm. Course		Milling Pavment	
	Unit Per S.Y.	Full Depth	Quantity	Cost	Unit Per Tonnage	Cost	Unit Per Tonnage	Cost	Quantity	Cost
Antique Rose Court	700	\$15.00	700	\$65.00	60.375	\$120.00	100.625	\$105.00		\$10.00
		\$10,500.00		\$45,500.00		\$7,245.00		\$10,565.63		
	Sidwalk		Curb & Gutter		Curb Inlet Repair		Storm Structure		Total Estimate for roadway	
	R&R - Unit Per L.F.	Cost	Quantity	Cost	Unit Per C.Y.	Cost	Unit Per Repair	Cost		
	10	\$85.00	20	\$70.00	0	\$300.00	0	\$1,500.00		
		\$850.00		\$1,400.00		\$0.00		\$0.00		\$76,060.63
	Pvmt Removal		8" Graded Agg. Base		1.5" Surface Course		2.5" Interm. Course		Milling Pavment	
	Unit Per S.Y.	Full Depth	Unit Per S.Y.	Cost	Unit Per Tonnage	Cost	Unit Per Tonnage	Cost	Quantity	Cost
	200	\$15.00	200	\$65.00	17.25	\$120.00	28.75	\$105.00		\$10.00
		\$3,000.00		\$13,000.00		\$2,070.00		\$3,018.75		
Sidwalk		Curb & Gutter		Curb Inlet Repair		Storm Structure		Total Estimate for roadway		
R&R - Unit Per L.F.	Cost	Quantity	Cost	Unit Per C.Y.	Cost	Unit Per Repair	Cost			
20	\$85.00	100	\$70.00	1	\$300.00	1	\$1,500.00		\$31,588.75	
	\$1,700.00		\$7,000.00		\$300.00		\$1,500.00			
Rainbows End Court	Pvmt Removal		8" Graded Agg. Base		1.5" Surface Course		2.5" Interm. Course		Milling Pavment	
	Unit Per S.Y.	Full Depth	Unit Per S.Y.	Cost	Unit Per Tonnage	Cost	Unit Per Tonnage	Cost	Quantity	Cost
	48	\$15.00	48	\$65.00	4.14	\$120.00	6.9	\$105.00		\$10.00
		\$720.00		\$3,120.00		\$496.80		\$724.50		
	Sidwalk		Curb & Gutter		Curb Inlet Repair		Storm Structure		Total Estimate for roadway	
	R&R - Unit Per L.F.	Cost	Quantity	Cost	Unit Per C.Y.	Cost	Unit Per Repair	Cost		
	20	\$85.00	100	\$70.00	0	\$300.00	0	\$1,500.00		
		\$1,700.00		\$7,000.00		\$0.00		\$0.00		\$13,761.30
	Pvmt Removal		8" Graded Agg. Base		1.5" Surface Course		2.5" Interm. Course		Milling Pavment	
	Unit Per S.Y.	Full Depth	Unit Per S.Y.	Cost	Unit Per Tonnage	Cost	Unit Per Tonnage	Cost	Quantity	Cost
100	\$15.00	100	\$65.00	8.625	\$120.00	14.375	\$105.00		\$10.00	
	\$1,500.00		\$6,500.00		\$1,035.00		\$1,509.38			
Sidwalk		Curb & Gutter		Curb Inlet Repair		Storm Structure		Total Estimate for roadway		
R&R - Unit Per L.F.	Cost	Quantity	Cost	Unit Per C.Y.	Cost	Unit Per Repair	Cost			
12	\$85.00	70	\$70.00	1	\$300.00	0	\$1,500.00		\$16,764.38	
	\$1,020.00		\$4,900.00		\$300.00		\$0.00			

Compass Rose Way	Pvmt Removal		8" Graded Agg. Base		1.5" Surface Course		2.5" Interm. Course		Milling Pavment	
	Unit Per S.Y. Full Depth		Unit Per S.Y.		Unit Per Tonnage		Unit Per Tonnage		Unit Per S.Y.	
	Quantity	Cost	Quantity	Cost	Quantity	Cost	Quantity	Cost	Quantity	Cost
	500	\$15.00	500	\$65.00	43.125	\$120.00	71.875	\$105.00		\$10.00
		\$7,500.00		\$32,500.00		\$5,175.00		\$7,546.88		
	Sidewalk		Curb & Gutter		Curb Inlet Repair		Storm Structure			
	R&R - Unit Per L.F.		R&R Unit Per L.F.		Unit Per C.Y.		Unit Per Repair			
	Quantity	Cost	Quantity	Cost	Quantity	Cost	Quantity	Cost	Total Estimate for roadway	
	0	\$85.00	62	\$70.00	0	\$300.00	0	\$1,500.00	\$57,061.88	
		\$0.00		\$4,340.00		\$0.00		\$0.00		

Sageland Place Subdivision			DISTRICT 1			Total Estimate without Mobilization			\$15,525.00			
						Estimated Subdivision Mobilization			\$3,000.00			
						Total Estimate for Sageland Place Subdivision			\$18,525.00			
Sageland Place	Pvmt Removal		8" Graded Agg. Base		1.5" Surface Course		2.5" Interm. Course		Milling Pavment			
	Unit Per S.Y. Full Depth	Unit Per S.Y.	Unit Per Tonnage	Unit Per Tonnage	Unit Per Tonnage	Unit Per Tonnage	Unit Per Tonnage	Unit Per S.Y.	Unit Per S.Y.	Cost	Cost	
	Quantity	Quantity	Quantity	Quantity	Quantity	Quantity	Quantity	Quantity	Quantity			
	0	0	0	0	0	0	0	0	0	\$105.00	\$10.00	
	\$0.00	\$0.00	\$0.00	\$0.00	\$0.00	\$0.00	\$0.00	\$0.00				
	Sidwalk		Curb & Gutter		Curb Inlet Repair		Storm Structure		No Repairs are Needed			
	R&R - Unit Per L.F.	R&R Unit Per L.F.	Unit Per C.Y.	Unit Per C.Y.	Unit Per Repair	Unit Per Repair	Unit Per Repair	Unit Per Repair	Unit Per Repair	Unit Per Repair	Unit Per Repair	Unit Per Repair
	Quantity	Quantity	Quantity	Quantity	Quantity	Quantity	Quantity	Quantity	Quantity	Quantity	Quantity	Quantity
0	0	0	0	0	0	0	0	0	0	0	0	
\$85.00	\$70.00	\$300.00	\$300.00	\$1,500.00	\$1,500.00	\$1,500.00	\$1,500.00	\$1,500.00	\$1,500.00	\$1,500.00	\$1,500.00	
\$0.00	\$0.00	\$0.00	\$0.00	\$0.00	\$0.00	\$0.00	\$0.00	\$0.00				
Thyme Circle	Pvmt Removal		8" Graded Agg. Base		1.5" Surface Course		2.5" Interm. Course		Milling Pavment			
	Unit Per S.Y. Full Depth	Unit Per S.Y.	Unit Per Tonnage	Unit Per Tonnage	Unit Per Tonnage	Unit Per Tonnage	Unit Per Tonnage	Unit Per S.Y.	Unit Per S.Y.	Cost	Cost	
	Quantity	Quantity	Quantity	Quantity	Quantity	Quantity	Quantity	Quantity	Quantity			
	0	0	129.375	120.00	0	0	0	0	0	\$105.00	\$10.00	
	\$0.00	\$0.00	\$0.00	\$120.00	\$0.00	\$0.00	\$0.00	\$0.00				
	Sidwalk		Curb & Gutter		Curb Inlet Repair		Storm Structure		Total Estimate for roadway			
	R&R - Unit Per L.F.	R&R Unit Per L.F.	Unit Per C.Y.	Unit Per C.Y.	Unit Per Repair	Unit Per Repair	Unit Per Repair	Unit Per Repair	Unit Per Repair	Unit Per Repair	Unit Per Repair	Unit Per Repair
	Quantity	Quantity	Quantity	Quantity	Quantity	Quantity	Quantity	Quantity	Quantity	Quantity	Quantity	Quantity
0	0	0	0	0	0	0	0	0	0	0	0	
\$85.00	\$70.00	\$300.00	\$300.00	\$1,500.00	\$1,500.00	\$1,500.00	\$1,500.00	\$1,500.00	\$1,500.00	\$1,500.00	\$1,500.00	
\$0.00	\$0.00	\$0.00	\$0.00	\$0.00	\$0.00	\$0.00	\$0.00	\$0.00				
Total Estimate for roadway												
\$15,525.00												

The Courtyards At Salem Place Subdivision

		DISTRICT 8		Total Estimate without Mobilization \$127,515.00	
				Estimated Subdivision Mobilization \$3,000.00	
				Total Estimate for The Courtyards At Salem Place Subdivision \$130,515.00	
Placid Drive	Pvmt Removal Unit Per S.Y. Full Depth	8" Graded Agg. Base Unit Per S.Y.	2.5" Interm. Course Unit Per Tonnage	Milling Pavment Unit Per S.Y.	
	Quantity	Quantity	Quantity	Quantity	
	Cost	Cost	Cost	Cost	
	\$0.00	\$0.00	\$120.00	\$105.00	
	Sidewalk	Curb & Gutter			
	R&R - Unit Per L.F.	R&R Unit Per L.F.	Storm Structure Unit Per Repair		
	Quantity	Quantity	Quantity	Quantity	
	Cost	Cost	Cost	Cost	
	\$85.00	\$70.00	\$1,500.00		
	0	401	0	0	
\$0.00	\$28,070.00	\$0.00	\$0.00		
				Total Estimate for roadway \$48,770.00	
Tranquil Trail	Pvmt Removal Unit Per S.Y. Full Depth	8" Graded Agg. Base Unit Per S.Y.	2.5" Interm. Course Unit Per Tonnage	Milling Pavment Unit Per S.Y.	
	Quantity	Quantity	Quantity	Quantity	
	Cost	Cost	Cost	Cost	
	\$15.00	\$65.00	\$120.00	\$105.00	
	\$0.00	\$0.00	\$20,700.00	\$0.00	
	Sidewalk	Curb & Gutter	Storm Structure Unit Per Repair		
	R&R - Unit Per L.F.	R&R Unit Per L.F.	Unit Per Repair		
	Quantity	Quantity	Quantity	Quantity	
	Cost	Cost	Cost	Cost	
	\$85.00	\$70.00	\$1,500.00		
0	498	0	0		
\$0.00	\$34,860.00	\$0.00	\$0.00		
				Total Estimate for roadway \$55,560.00	
Placid Drive	Pvmt Removal Unit Per S.Y. Full Depth	8" Graded Agg. Base Unit Per S.Y.	2.5" Interm. Course Unit Per Tonnage	Milling Pavment Unit Per S.Y.	
	Quantity	Quantity	Quantity	Quantity	
	Cost	Cost	Cost	Cost	
	\$15.00	\$65.00	\$120.00	\$105.00	
	\$0.00	\$0.00	\$0.00	\$0.00	
	Sidewalk	Curb & Gutter	Storm Structure Unit Per Repair		
	R&R - Unit Per L.F.	R&R Unit Per L.F.	Unit Per Repair		
	Quantity	Quantity	Quantity	Quantity	
	Cost	Cost	Cost	Cost	
	\$85.00	\$70.00	\$1,500.00		
0	196	0	0		
\$0.00	\$13,720.00	\$0.00	\$0.00		
				Total Estimate for roadway \$13,720.00	
Serene Court	Pvmt Removal Unit Per S.Y. Full Depth	8" Graded Agg. Base Unit Per S.Y.	2.5" Interm. Course Unit Per Tonnage	Milling Pavment Unit Per S.Y.	
	Quantity	Quantity	Quantity	Quantity	
	Cost	Cost	Cost	Cost	
	\$15.00	\$65.00	\$120.00	\$105.00	
	\$0.00	\$0.00	\$0.00	\$0.00	
	Sidewalk	Curb & Gutter	Storm Structure Unit Per Repair		
	R&R - Unit Per L.F.	R&R Unit Per L.F.	Unit Per Repair		
	Quantity	Quantity	Quantity	Quantity	
	Cost	Cost	Cost	Cost	
	\$85.00	\$70.00	\$1,500.00		
15	117	0	0		
\$0.00	\$8,190.00	\$0.00	\$0.00		
				Total Estimate for roadway \$9,465.00	

Stonnington Subdivision		DISTRICT		7		Total Estimate without Mobilization		\$149,276.25	
		8" Graded Agg. Base		Unit Per S.Y.		Estimated Subdivision Mobilization		\$3,000.00	
Bare Wick Lane	Pvmt Removal	Unit Per S.Y. Full Depth	Quantity	Cost	8" Graded Agg. Base	Unit Per S.Y.	Quantity	Cost	Total Estimate for Stonnington Subdivision
			100	\$15.00			17	\$65.00	2.5" Intern. Course
									Unit Per Tonnage
									Quantity
									Cost
									14.375
									\$105.00
									\$1,509.38
									Storm Structure
									Unit Per Repair
Brody Park Road	R&R - Unit Per L.F.	Quantity	0	\$85.00	Curb & Gutter	R&R Unit Per L.F.	Quantity	Cost	Total Estimate for roadway
									Quantity
									Cost
									0
									\$1,500.00
									\$5,749.38
									Storm Structure
									Unit Per Repair
									Quantity
									Cost
Flutterby Court	Pvmt Removal	Unit Per S.Y. Full Depth	Quantity	Cost	1.5" Surface Course	Unit Per Tonnage	Quantity	Cost	Total Estimate for roadway
			0	\$15.00			0	\$120.00	Quantity
									Cost
									0
									\$105.00
									\$300.00
									Storm Structure
									Unit Per Repair
									Quantity
									Cost
Redden Row	Pvmt Removal	Unit Per S.Y. Full Depth	Quantity	Cost	1.5" Surface Course	Unit Per Tonnage	Quantity	Cost	Total Estimate for roadway
			0	\$15.00			0	\$120.00	Quantity
									Cost
									0
									\$105.00
									\$300.00
									Storm Structure
									Unit Per Repair
									Quantity
									Cost

	Pvmt Removal		8" Graded Agg. Base		1.5" Surface Course		2.5" Interm. Course		Milling Pavment						
	Unit Per S.Y.	Full Depth	Quantity	Unit Per S.Y.	Quantity	Unit Per Tonnage	Quantity	Unit Per Tonnage	Quantity	Unit Per S.Y.					
Ringbelle Row	Quantity	200	\$15.00	Quantity	200	\$65.00	Quantity	17.25	\$120.00	Quantity	28.75	\$105.00	Quantity	Cost	\$10.00
	\$3,000.00			\$13,000.00			\$2,070.00			\$3,018.75					
	Sidwalk			Curb & Gutter			Curb Inlet Repair			Storm Structure					
	R&R - Unit Per L.F.			R&R Unit Per L.F.			Unit Per C.Y.			Unit Per Repair					
	Quantity	0	\$85.00	Quantity	0	\$70.00	Quantity	0	\$300.00	Quantity	0	\$1,500.00			
	\$0.00			\$0.00			\$0.00			\$0.00					
	Pvmt Removal			8" Graded Agg. Base			1.5" Surface Course			2.5" Interm. Course					
	Unit Per S.Y.	1000	\$15.00	Unit Per S.Y.	1000	\$65.00	Unit Per Tonnage	86.25	\$120.00	Unit Per Tonnage	143.75	\$105.00			
	\$15,000.00			\$65,000.00			\$10,350.00			\$15,093.75					
	Sidwalk			Curb & Gutter			Curb Inlet Repair			Storm Structure					
R&R - Unit Per L.F.			R&R Unit Per L.F.			Unit Per C.Y.			Unit Per Repair						
Quantity	0	\$85.00	Quantity	50	\$70.00	Quantity	0	\$300.00	Quantity	0	\$1,500.00				
\$0.00			\$3,500.00			\$0.00			\$0.00						
Stonebury Circle	Pvmt Removal			8" Graded Agg. Base			1.5" Surface Course			2.5" Interm. Course					
	Unit Per S.Y.	1000	\$15.00	Unit Per S.Y.	1000	\$65.00	Unit Per Tonnage	86.25	\$120.00	Unit Per Tonnage	143.75	\$105.00			
	\$15,000.00			\$65,000.00			\$10,350.00			\$15,093.75					
	Sidwalk			Curb & Gutter			Curb Inlet Repair			Storm Structure					
	R&R - Unit Per L.F.			R&R Unit Per L.F.			Unit Per C.Y.			Unit Per Repair					
	Quantity	0	\$85.00	Quantity	50	\$70.00	Quantity	0	\$300.00	Quantity	0	\$1,500.00			
	\$0.00			\$3,500.00			\$0.00			\$0.00					
	Pvmt Removal			8" Graded Agg. Base			1.5" Surface Course			2.5" Interm. Course					
	Unit Per S.Y.	1000	\$15.00	Unit Per S.Y.	1000	\$65.00	Unit Per Tonnage	86.25	\$120.00	Unit Per Tonnage	143.75	\$105.00			
	\$15,000.00			\$65,000.00			\$10,350.00			\$15,093.75					
Sidwalk			Curb & Gutter			Curb Inlet Repair			Storm Structure						
R&R - Unit Per L.F.			R&R Unit Per L.F.			Unit Per C.Y.			Unit Per Repair						
Quantity	0	\$85.00	Quantity	50	\$70.00	Quantity	0	\$300.00	Quantity	0	\$1,500.00				
\$0.00			\$3,500.00			\$0.00			\$0.00						
Unnamed Street	Pvmt Removal			8" Graded Agg. Base			1.5" Surface Course			2.5" Interm. Course					
	Unit Per S.Y.	1000	\$15.00	Unit Per S.Y.	1000	\$65.00	Unit Per Tonnage	86.25	\$120.00	Unit Per Tonnage	143.75	\$105.00			
	\$15,000.00			\$65,000.00			\$10,350.00			\$15,093.75					
	Sidwalk			Curb & Gutter			Curb Inlet Repair			Storm Structure					
	R&R - Unit Per L.F.			R&R Unit Per L.F.			Unit Per C.Y.			Unit Per Repair					
	Quantity	0	\$85.00	Quantity	0	\$70.00	Quantity	0	\$300.00	Quantity	0	\$1,500.00			
	\$0.00			\$3,500.00			\$0.00			\$0.00					
	Pvmt Removal			8" Graded Agg. Base			1.5" Surface Course			2.5" Interm. Course					
	Unit Per S.Y.	1000	\$15.00	Unit Per S.Y.	1000	\$65.00	Unit Per Tonnage	86.25	\$120.00	Unit Per Tonnage	143.75	\$105.00			
	\$15,000.00			\$65,000.00			\$10,350.00			\$15,093.75					
Sidwalk			Curb & Gutter			Curb Inlet Repair			Storm Structure						
R&R - Unit Per L.F.			R&R Unit Per L.F.			Unit Per C.Y.			Unit Per Repair						
Quantity	0	\$85.00	Quantity	0	\$70.00	Quantity	0	\$300.00	Quantity	0	\$1,500.00				
\$0.00			\$3,500.00			\$0.00			\$0.00						
Total Estimate for roadway															
\$21,088.75															
Milling Pavment															
Unit Per S.Y.															
Quantity															
Cost															
\$10.00															
Total Estimate for roadway															
\$900.00															

Willow Lake Subdivision

DISTRICT
7

		Total Estimate without Mobilization		\$1,232,417.98	
		Estimated Subdivision Mobilization		\$3,000.00	
		Total Estimate for Willow Lake Subdivision		\$1,235,417.98	
Knot Court	Pvmt Removal Unit Per S.Y. Full Depth	2.5" Interm. Course		Milling Pavment	
	Quantity	1.5" Surface Course	Unit Per Tonnage	Quantity	Cost
	Cost	Unit Per Tonnage	Quantity	Quantity	Cost
	\$15.00	129.375	215.625	215.625	\$105.00
	\$22,500.00	\$15,525.00	\$22,640.63		
	Sidewalk	Curb Inlet Repair	Storm Structure	Total Estimate for roadway	
	R&R - Unit Per L.F.	Unit Per C.Y.	Unit Per Repair	Quantity	Cost
	Quantity	Quantity	Quantity	0	\$1,500.00
	Cost	Cost	Cost	\$0.00	\$0.00
	0	0	0		
Pine Loop Court	Pvmt Removal Unit Per S.Y. Full Depth	2.5" Interm. Course		Milling Pavment	
	Quantity	1.5" Surface Course	Unit Per Tonnage	Quantity	Cost
	Cost	Unit Per Tonnage	Quantity	Quantity	Cost
	\$15.00	103.5	172.5	172.5	\$105.00
	\$18,000.00	\$12,420.00	\$18,112.50		
	Sidewalk	Curb Inlet Repair	Storm Structure	Total Estimate for roadway	
	R&R - Unit Per L.F.	Unit Per C.Y.	Unit Per Repair	Quantity	Cost
	Quantity	Quantity	Quantity	0	\$1,500.00
	Cost	Cost	Cost	\$0.00	\$0.00
	0	0	0		
North High Duck Trail	Pvmt Removal Unit Per S.Y. Full Depth	2.5" Interm. Course		Milling Pavment	
	Quantity	1.5" Surface Course	Unit Per Tonnage	Quantity	Cost
	Cost	Unit Per Tonnage	Quantity	Quantity	Cost
	\$15.00	12.9375	21.5625	21.5625	\$105.00
	\$2,250.00	\$1,552.50	\$2,264.06		
	Sidewalk	Curb Inlet Repair	Storm Structure	Total Estimate for roadway	
	R&R - Unit Per L.F.	Unit Per C.Y.	Unit Per Repair	Quantity	Cost
	Quantity	Quantity	Quantity	0	\$1,500.00
	Cost	Cost	Cost	\$0.00	\$0.00
	0	0	0		
Oak Lake Court	Pvmt Removal Unit Per S.Y. Full Depth	2.5" Interm. Course		Milling Pavment	
	Quantity	1.5" Surface Course	Unit Per Tonnage	Quantity	Cost
	Cost	Unit Per Tonnage	Quantity	Quantity	Cost
	\$15.00	86.25	143.75	143.75	\$105.00
	\$15,000.00	\$10,350.00	\$15,093.75		
	Sidewalk	Curb Inlet Repair	Storm Structure	Total Estimate for roadway	
	R&R - Unit Per L.F.	Unit Per C.Y.	Unit Per Repair	Quantity	Cost
	Quantity	Quantity	Quantity	0	\$1,500.00
	Cost	Cost	Cost	\$0.00	\$0.00
	0	0	0		

	Pvmt Removal		8" Graded Agg. Base		1.5" Surface Course		2.5" Interm. Course		Milling Pavment	
	Unit Per S.Y.	Full Depth	Quantity	Cost	Unit Per Tonnage	Quantity	Cost	Unit Per Tonnage	Quantity	Cost
Old Hickory Court	1000	\$15.00	1000	\$65.00	86.25	\$120.00	143.75	\$105.00		\$10.00
		\$15,000.00		\$65,000.00		\$10,350.00		\$15,093.75		
	Sidwalk		Curb & Gutter		Curb Inlet Repair		Storm Structure		Total Estimate for roadway	
	R&R - Unit Per L.F.		R&R Unit Per L.F.		Unit Per C.Y.		Unit Per Repair			
	0	\$85.00	20	\$70.00	0	\$300.00	0	\$1,500.00		
		\$0.00		\$1,400.00		\$0.00		\$0.00		\$106,843.75
	Pvmt Removal		8" Graded Agg. Base		1.5" Surface Course		2.5" Interm. Course		Milling Pavment	
	Unit Per S.Y. Full Depth		Unit Per S.Y.		Unit Per Tonnage		Unit Per Tonnage		Unit Per S.Y.	
	1500	\$15.00	1500	\$65.00	129.375	\$120.00	215.625	\$105.00		\$10.00
		\$22,500.00		\$97,500.00		\$15,525.00		\$22,640.63		
Sidwalk		Curb & Gutter		Curb Inlet Repair		Storm Structure		Total Estimate for roadway		
R&R - Unit Per L.F.		R&R Unit Per L.F.		Unit Per C.Y.		Unit Per Repair				
0	\$85.00	0	\$70.00	0	\$300.00	0	\$1,500.00			
	\$0.00		\$0.00		\$0.00		\$0.00		\$158,165.63	
Sand Oak Court	Pvmt Removal		8" Graded Agg. Base		1.5" Surface Course		2.5" Interm. Course		Milling Pavment	
	Unit Per S.Y. Full Depth		Unit Per S.Y.		Unit Per Tonnage		Unit Per Tonnage		Unit Per S.Y.	
	0	\$15.00	0	\$65.00	0	\$120.00	0	\$105.00		\$10.00
		\$0.00		\$0.00		\$0.00		\$0.00		
	Sidwalk		Curb & Gutter		Curb Inlet Repair		Storm Structure		Total Estimate for roadway	
	R&R - Unit Per L.F.		R&R Unit Per L.F.		Unit Per C.Y.		Unit Per Repair			
	0	\$85.00	0	\$70.00	0	\$300.00	0	\$1,500.00		
		\$0.00		\$0.00		\$0.00		\$0.00		
	Pvmt Removal		8" Graded Agg. Base		1.5" Surface Course		2.5" Interm. Course		Milling Pavment	
	Unit Per S.Y. Full Depth		Unit Per S.Y.		Unit Per Tonnage		Unit Per Tonnage		Unit Per S.Y.	
0	\$15.00	0	\$65.00	0	\$120.00	0	\$105.00		\$10.00	
	\$0.00		\$0.00		\$0.00		\$0.00			
Sidwalk		Curb & Gutter		Curb Inlet Repair		Storm Structure		Total Estimate for roadway		
R&R - Unit Per L.F.		R&R Unit Per L.F.		Unit Per C.Y.		Unit Per Repair				
0	\$85.00	0	\$70.00	0	\$300.00	0	\$1,500.00			
	\$0.00		\$0.00		\$0.00		\$0.00		\$0.00	
Canvasback Court	Pvmt Removal		8" Graded Agg. Base		1.5" Surface Course		2.5" Interm. Course		Milling Pavment	
	Unit Per S.Y. Full Depth		Unit Per S.Y.		Unit Per Tonnage		Unit Per Tonnage		Unit Per S.Y.	
	5	\$15.00	5	\$65.00	0.43125	\$120.00	0.71875	\$105.00		\$10.00
		\$75.00		\$325.00		\$51.75		\$75.47		
	Sidwalk		Curb & Gutter		Curb Inlet Repair		Storm Structure		Total Estimate for roadway	
	R&R - Unit Per L.F.		R&R Unit Per L.F.		Unit Per C.Y.		Unit Per Repair			
	0	\$85.00	0	\$70.00	1	\$300.00	0	\$1,500.00		
		\$0.00		\$0.00		\$300.00		\$0.00		\$827.22
	Pvmt Removal		8" Graded Agg. Base		1.5" Surface Course		2.5" Interm. Course		Milling Pavment	
	Unit Per S.Y. Full Depth		Unit Per S.Y.		Unit Per Tonnage		Unit Per Tonnage		Unit Per S.Y.	
5	\$15.00	5	\$65.00	0.43125	\$120.00	0.71875	\$105.00		\$10.00	
	\$75.00		\$325.00		\$51.75		\$75.47			
Sidwalk		Curb & Gutter		Curb Inlet Repair		Storm Structure		Total Estimate for roadway		
R&R - Unit Per L.F.		R&R Unit Per L.F.		Unit Per C.Y.		Unit Per Repair				
0	\$85.00	0	\$70.00	1	\$300.00	0	\$1,500.00			
	\$0.00		\$0.00		\$300.00		\$0.00		\$827.22	

	Pvmt Removal		8" Graded Agg. Base		1.5" Surface Course		2.5" Interm. Course		Milling Pavment	
	Unit Per S.Y. Full Depth	Cost	Unit Per S.Y.	Cost	Unit Per Tonnage	Cost	Unit Per Tonnage	Cost	Quantity	Unit Per S.Y. Cost
Goldeneye Court	500	\$15.00	500	\$65.00	43.125	\$120.00	71.875	\$105.00		\$10.00
		\$7,500.00		\$32,500.00		\$5,175.00		\$7,546.88		
	Sidwalk		Curb & Gutter		Curb Inlet Repair		Storm Structure		Total Estimate for roadway	
	R&R - Unit Per L.F.		R&R Unit Per L.F.		Unit Per C.Y.		Unit Per Repair			
	0	\$85.00	60	\$70.00	1	\$300.00	0	\$1,500.00		
		\$0.00		\$4,200.00		\$300.00		\$0.00		\$57,221.88
	Pvmt Removal		8" Graded Agg. Base		1.5" Surface Course		2.5" Interm. Course		Milling Pavment	
	Unit Per S.Y. Full Depth	Cost	Unit Per S.Y.	Cost	Unit Per Tonnage	Cost	Unit Per Tonnage	Cost	Quantity	Unit Per S.Y. Cost
	0	\$15.00	0	\$65.00	0	\$120.00	0	\$105.00		\$10.00
		\$0.00		\$0.00		\$0.00		\$0.00		
Sidwalk		Curb & Gutter		Curb Inlet Repair		Storm Structure		No Repairs are Needed		
R&R - Unit Per L.F.		R&R Unit Per L.F.		Unit Per C.Y.		Unit Per Repair				
0	\$85.00	0	\$70.00	0	\$300.00	0	\$1,500.00		\$0.00	
	\$0.00		\$0.00		\$0.00		\$0.00			
Pvmt Removal		8" Graded Agg. Base		1.5" Surface Course		2.5" Interm. Course		Milling Pavment		
Unit Per S.Y. Full Depth	Cost	Unit Per S.Y.	Cost	Unit Per Tonnage	Cost	Unit Per Tonnage	Cost	Quantity	Unit Per S.Y. Cost	
0	\$15.00	0	\$65.00	0	\$120.00	0	\$105.00		\$10.00	
	\$0.00		\$0.00		\$0.00		\$0.00			
Sidwalk		Curb & Gutter		Curb Inlet Repair		Storm Structure		No Repairs are Needed		
R&R - Unit Per L.F.		R&R Unit Per L.F.		Unit Per C.Y.		Unit Per Repair				
0	\$85.00	0	\$70.00	0	\$300.00	0	\$1,500.00		\$0.00	
	\$0.00		\$0.00		\$0.00		\$0.00			
Pvmt Removal		8" Graded Agg. Base		1.5" Surface Course		2.5" Interm. Course		Milling Pavment		
Unit Per S.Y. Full Depth	Cost	Unit Per S.Y.	Cost	Unit Per Tonnage	Cost	Unit Per Tonnage	Cost	Quantity	Unit Per S.Y. Cost	
2582	\$15.00	2582	\$65.00	222.6975	\$120.00	371.1625	\$105.00		\$10.00	
	\$38,730.00		\$167,830.00		\$26,723.70		\$38,972.06			
Sidwalk		Curb & Gutter		Curb Inlet Repair		Storm Structure		Total Estimate for roadway		
R&R - Unit Per L.F.		R&R Unit Per L.F.		Unit Per C.Y.		Unit Per Repair				
0	\$85.00	0	\$70.00	0	\$300.00	0	\$1,500.00		\$272,255.76	
	\$0.00		\$0.00		\$0.00		\$0.00			

	Pvmt Removal		8" Graded Agg. Base		1.5" Surface Course		2.5" Interm. Course		Milling Pavment	
	Unit Per S.Y. Full Depth	Cost	Quantity	Unit Per S.Y.	Quantity	Cost	Quantity	Unit Per Tonnage	Quantity	Unit Per S.Y.
Ring Neck Duck Court	0	\$15.00	0	\$65.00	0	\$120.00	0	\$105.00		\$10.00
	\$0.00		\$0.00		\$0.00		\$0.00			
	Sidwalk		Curb & Gutter		Curb Inlet Repair		Storm Structure		No Repairs are Needed	
	R&R - Unit Per L.F.		R&R Unit Per L.F.		Unit Per C.Y.		Unit Per Repair			
	0	\$85.00	0	\$70.00	0	\$300.00	0	\$1,500.00	\$0.00	
	\$0.00		\$0.00		\$0.00		\$0.00			
	Pvmt Removal		8" Graded Agg. Base		1.5" Surface Course		2.5" Interm. Course		Milling Pavment	
	Unit Per S.Y. Full Depth		Unit Per S.Y.		Unit Per Tonnage		Unit Per Tonnage		Unit Per S.Y.	
	0	\$15.00	0	\$65.00	0	\$120.00	0	\$105.00	Quantity	Cost
	\$0.00		\$0.00		\$0.00		\$0.00			
Ruddy Duck Court	Sidwalk		Curb & Gutter		Curb Inlet Repair		Storm Structure		No Repairs are Needed	
	R&R - Unit Per L.F.		R&R Unit Per L.F.		Unit Per C.Y.		Unit Per Repair			
	0	\$85.00	0	\$70.00	0	\$300.00	0	\$1,500.00	\$0.00	
	\$0.00		\$0.00		\$0.00		\$0.00			
	Pvmt Removal		8" Graded Agg. Base		1.5" Surface Course		2.5" Interm. Course		Milling Pavment	
	Unit Per S.Y. Full Depth		Unit Per S.Y.		Unit Per Tonnage		Unit Per Tonnage		Unit Per S.Y.	
	1200	\$15.00	1200	\$65.00	103.5	\$120.00	172.5	\$105.00	Quantity	Cost
	\$18,000.00		\$78,000.00		\$12,420.00		\$18,112.50			
	Sidwalk		Curb & Gutter		Curb Inlet Repair		Storm Structure		Total Estimate for roadway	
	R&R - Unit Per L.F.		R&R Unit Per L.F.		Unit Per C.Y.		Unit Per Repair		\$130,152.50	
0	\$85.00	26	\$70.00	1	\$300.00	1	\$1,500.00			
\$0.00		\$1,820.00		\$300.00		\$1,500.00				
Pvmt Removal		8" Graded Agg. Base		1.5" Surface Course		2.5" Interm. Course		Milling Pavment		
Unit Per S.Y. Full Depth		Unit Per S.Y.		Unit Per Tonnage		Unit Per Tonnage		Unit Per S.Y.		
500	\$15.00	500	\$65.00	43.125	\$120.00	71.875	\$105.00	Quantity	Cost	
\$7,500.00		\$32,500.00		\$5,175.00		\$7,546.88				
Sidwalk		Curb & Gutter		Curb Inlet Repair		Storm Structure		Total Estimate for roadway		
R&R - Unit Per L.F.		R&R Unit Per L.F.		Unit Per C.Y.		Unit Per Repair		\$54,221.88		
0	\$85.00	0	\$70.00	0	\$300.00	1	\$1,500.00			
\$0.00		\$0.00		\$0.00		\$1,500.00				

Willow Glen Circle	Pvmt Removal Unit Per S.Y. Full Depth		8" Graded Agg. Base Unit Per S.Y.		1.5" Surface Course Unit Per Tonnage		2.5" Interm. Course Unit Per Tonnage		Milling Pavment Unit Per S.Y.	
	Quantity	Cost	Quantity	Cost	Quantity	Cost	Quantity	Cost	Quantity	Cost
	50	\$15.00	50	\$65.00	4.3125	\$120.00	7.1875	\$105.00		\$10.00
	\$750.00		\$3,250.00		\$517.50		\$754.69			
	Sidwalk R&R - Unit Per L.F.		Curb & Gutter R&R Unit Per L.F.		Curb Inlet Repair Unit Per C.Y.		Storm Structure Unit Per Repair		Total Estimate for roadway	
	Quantity	Cost	Quantity	Cost	Quantity	Cost	Quantity	Cost		
	0	\$85.00	24	\$70.00	0	\$300.00	0	\$1,500.00	\$6,952.19	
	\$0.00		\$1,680.00		\$0.00		\$0.00			
	Pvmt Removal Unit Per S.Y. Full Depth		8" Graded Agg. Base Unit Per S.Y.		1.5" Surface Course Unit Per Tonnage		2.5" Interm. Course Unit Per Tonnage		Milling Pavment Unit Per S.Y.	
	Quantity	Cost	Quantity	Cost	Quantity	Cost	Quantity	Cost	Quantity	Cost
200	\$15.00	200	\$65.00	17.25	\$120.00	28.75	\$105.00		\$10.00	
\$3,000.00		\$13,000.00		\$2,070.00		\$3,018.75				
Sidwalk R&R - Unit Per L.F.		Curb & Gutter R&R Unit Per L.F.		Curb Inlet Repair Unit Per C.Y.		Storm Structure Unit Per Repair		Total Estimate for roadway		
Quantity	Cost	Quantity	Cost	Quantity	Cost	Quantity	Cost			
0	\$85.00	10	\$70.00	1	\$300.00	1	\$1,500.00	\$23,588.75		
\$0.00		\$700.00		\$300.00		\$1,500.00				
Weeping Willow Circle	Pvmt Removal Unit Per S.Y. Full Depth		8" Graded Agg. Base Unit Per S.Y.		1.5" Surface Course Unit Per Tonnage		2.5" Interm. Course Unit Per Tonnage		Milling Pavment Unit Per S.Y.	
	Quantity	Cost	Quantity	Cost	Quantity	Cost	Quantity	Cost	Quantity	Cost
	0	\$15.00	0	\$65.00	0	\$120.00	0	\$105.00		\$10.00
	\$0.00		\$0.00		\$0.00		\$0.00			
	Sidwalk R&R - Unit Per L.F.		Curb & Gutter R&R Unit Per L.F.		Curb Inlet Repair Unit Per C.Y.		Storm Structure Unit Per Repair		No Repairs are Needed	
	Quantity	Cost	Quantity	Cost	Quantity	Cost	Quantity	Cost		
	0	\$85.00	0	\$70.00	0	\$300.00	0	\$1,500.00	\$0.00	
	\$0.00		\$0.00		\$0.00		\$0.00			
	Pvmt Removal Unit Per S.Y. Full Depth		8" Graded Agg. Base Unit Per S.Y.		1.5" Surface Course Unit Per Tonnage		2.5" Interm. Course Unit Per Tonnage		Milling Pavment Unit Per S.Y.	
	Quantity	Cost	Quantity	Cost	Quantity	Cost	Quantity	Cost	Quantity	Cost
0	\$15.00	0	\$65.00	0	\$120.00	0	\$105.00		\$10.00	
\$0.00		\$0.00		\$0.00		\$0.00				
Sidwalk R&R - Unit Per L.F.		Curb & Gutter R&R Unit Per L.F.		Curb Inlet Repair Unit Per C.Y.		Storm Structure Unit Per Repair		No Repairs are Needed		
Quantity	Cost	Quantity	Cost	Quantity	Cost	Quantity	Cost			
0	\$85.00	0	\$70.00	0	\$300.00	0	\$1,500.00	\$0.00		
\$0.00		\$0.00		\$0.00		\$0.00				
Alpina Court	Pvmt Removal Unit Per S.Y. Full Depth		8" Graded Agg. Base Unit Per S.Y.		1.5" Surface Course Unit Per Tonnage		2.5" Interm. Course Unit Per Tonnage		Milling Pavment Unit Per S.Y.	
	Quantity	Cost	Quantity	Cost	Quantity	Cost	Quantity	Cost	Quantity	Cost
	0	\$15.00	0	\$65.00	0	\$120.00	0	\$105.00		\$10.00
	\$0.00		\$0.00		\$0.00		\$0.00			
	Sidwalk R&R - Unit Per L.F.		Curb & Gutter R&R Unit Per L.F.		Curb Inlet Repair Unit Per C.Y.		Storm Structure Unit Per Repair		No Repairs are Needed	
	Quantity	Cost	Quantity	Cost	Quantity	Cost	Quantity	Cost		
	0	\$85.00	0	\$70.00	0	\$300.00	0	\$1,500.00	\$0.00	
	\$0.00		\$0.00		\$0.00		\$0.00			
	Pvmt Removal Unit Per S.Y. Full Depth		8" Graded Agg. Base Unit Per S.Y.		1.5" Surface Course Unit Per Tonnage		2.5" Interm. Course Unit Per Tonnage		Milling Pavment Unit Per S.Y.	
	Quantity	Cost	Quantity	Cost	Quantity	Cost	Quantity	Cost	Quantity	Cost
0	\$15.00	0	\$65.00	0	\$120.00	0	\$105.00		\$10.00	
\$0.00		\$0.00		\$0.00		\$0.00				
Sidwalk R&R - Unit Per L.F.		Curb & Gutter R&R Unit Per L.F.		Curb Inlet Repair Unit Per C.Y.		Storm Structure Unit Per Repair		No Repairs are Needed		
Quantity	Cost	Quantity	Cost	Quantity	Cost	Quantity	Cost			
0	\$85.00	0	\$70.00	0	\$300.00	0	\$1,500.00	\$0.00		
\$0.00		\$0.00		\$0.00		\$0.00				
Buttercup Circle	Pvmt Removal Unit Per S.Y. Full Depth		8" Graded Agg. Base Unit Per S.Y.		1.5" Surface Course Unit Per Tonnage		2.5" Interm. Course Unit Per Tonnage		Milling Pavment Unit Per S.Y.	
	Quantity	Cost	Quantity	Cost	Quantity	Cost	Quantity	Cost	Quantity	Cost
	0	\$15.00	0	\$65.00	0	\$120.00	0	\$105.00		\$10.00
	\$0.00		\$0.00		\$0.00		\$0.00			
	Sidwalk R&R - Unit Per L.F.		Curb & Gutter R&R Unit Per L.F.		Curb Inlet Repair Unit Per C.Y.		Storm Structure Unit Per Repair		No Repairs are Needed	
	Quantity	Cost	Quantity	Cost	Quantity	Cost	Quantity	Cost		
	0	\$85.00	0	\$70.00	0	\$300.00	0	\$1,500.00	\$0.00	
	\$0.00		\$0.00		\$0.00		\$0.00			
	Pvmt Removal Unit Per S.Y. Full Depth		8" Graded Agg. Base Unit Per S.Y.		1.5" Surface Course Unit Per Tonnage		2.5" Interm. Course Unit Per Tonnage		Milling Pavment Unit Per S.Y.	
	Quantity	Cost	Quantity	Cost	Quantity	Cost	Quantity	Cost	Quantity	Cost
0	\$15.00	0	\$65.00	0	\$120.00	0	\$105.00		\$10.00	
\$0.00		\$0.00		\$0.00		\$0.00				
Sidwalk R&R - Unit Per L.F.		Curb & Gutter R&R Unit Per L.F.		Curb Inlet Repair Unit Per C.Y.		Storm Structure Unit Per Repair		No Repairs are Needed		
Quantity	Cost	Quantity	Cost	Quantity	Cost	Quantity	Cost			
0	\$85.00	0	\$70.00	0	\$300.00	0	\$1,500.00	\$0.00		
\$0.00		\$0.00		\$0.00		\$0.00				

North High Duck Trail	Pvmt Removal Unit Per S.Y. Full Depth		8" Graded Agg. Base Unit Per S.Y.		1.5" Surface Course Unit Per Tonnage		2.5" Interm. Course Unit Per Tonnage		Milling Pavment Unit Per S.Y.	
	Quantity	Cost	Quantity	Cost	Quantity	Cost	Quantity	Cost	Quantity	Cost
	0	\$15.00	0	\$65.00	0	\$120.00	0	\$105.00		\$10.00
	\$0.00		\$0.00		\$0.00		\$0.00			
	Sidwalk		Curb & Gutter		Curb Inlet Repair		Storm Structure		No Repairs are Needed	
	R&R - Unit Per L.F.		R&R Unit Per L.F.		Unit Per C.Y.		Unit Per Repair			
	Quantity	Cost	Quantity	Cost	Quantity	Cost	Quantity	Cost		
	0	\$85.00	0	\$70.00	0	\$300.00	0	\$1,500.00	\$0.00	
	\$0.00		\$0.00		\$0.00		\$0.00			
	Pvmt Removal		8" Graded Agg. Base		1.5" Surface Course		2.5" Interm. Course		Milling Pavment	
Unit Per S.Y. Full Depth		Unit Per S.Y.		Unit Per Tonnage		Unit Per Tonnage		Unit Per S.Y.		
Quantity	Cost	Quantity	Cost	Quantity	Cost	Quantity	Cost	Quantity	Cost	
0	\$15.00	0	\$65.00	0	\$120.00	0	\$105.00		\$10.00	
\$0.00		\$0.00		\$0.00		\$0.00				
Sidwalk		Curb & Gutter		Curb Inlet Repair		Storm Structure		No Repairs are Needed		
R&R - Unit Per L.F.		R&R Unit Per L.F.		Unit Per C.Y.		Unit Per Repair				
Quantity	Cost	Quantity	Cost	Quantity	Cost	Quantity	Cost	\$0.00		
0	\$85.00	0	\$70.00	0	\$300.00	0	\$1,500.00			
\$0.00		\$0.00		\$0.00		\$0.00				
Pvmt Removal		8" Graded Agg. Base		1.5" Surface Course		2.5" Interm. Course		Milling Pavment		
Unit Per S.Y. Full Depth		Unit Per S.Y.		Unit Per Tonnage		Unit Per Tonnage		Unit Per S.Y.		
Quantity	Cost	Quantity	Cost	Quantity	Cost	Quantity	Cost	Quantity	Cost	
0	\$15.00	0	\$65.00	0	\$120.00	0	\$105.00		\$10.00	
\$0.00		\$0.00		\$0.00		\$0.00				
Sidwalk		Curb & Gutter		Curb Inlet Repair		Storm Structure		Total Estimate for roadway		
R&R - Unit Per L.F.		R&R Unit Per L.F.		Unit Per C.Y.		Unit Per Repair		\$4,200.00		
Quantity	Cost	Quantity	Cost	Quantity	Cost	Quantity	Cost			
0	\$85.00	60	\$70.00	0	\$300.00	0	\$1,500.00			
\$0.00		\$4,200.00		\$0.00		\$0.00				
Pvmt Removal		8" Graded Agg. Base		1.5" Surface Course		2.5" Interm. Course		Milling Pavment		
Unit Per S.Y. Full Depth		Unit Per S.Y.		Unit Per Tonnage		Unit Per Tonnage		Unit Per S.Y.		
Quantity	Cost	Quantity	Cost	Quantity	Cost	Quantity	Cost	Quantity	Cost	
0	\$15.00	0	\$65.00	0	\$120.00	0	\$105.00		\$10.00	
\$0.00		\$0.00		\$0.00		\$0.00				
Sidwalk		Curb & Gutter		Curb Inlet Repair		Storm Structure		Total Estimate for roadway		
R&R - Unit Per L.F.		R&R Unit Per L.F.		Unit Per C.Y.		Unit Per Repair		\$12,030.00		
Quantity	Cost	Quantity	Cost	Quantity	Cost	Quantity	Cost			
0	\$15.00	0	\$65.00	0	\$120.00	0	\$105.00			
\$0.00		\$0.00		\$0.00		\$0.00				
Sidwalk		Curb & Gutter		Curb Inlet Repair		Storm Structure		Total Estimate for roadway		
R&R - Unit Per L.F.		R&R Unit Per L.F.		Unit Per C.Y.		Unit Per Repair		\$12,030.00		
Quantity	Cost	Quantity	Cost	Quantity	Cost	Quantity	Cost			
0	\$85.00	159	\$70.00	3	\$300.00	0	\$1,500.00			
\$0.00		\$11,130.00		\$900.00		\$0.00				