



Transportation Penny Advisory Committee Meeting

Monday, March 26, 2018 at 5:30 PM

4th Floor Conference Room

2020 Hampton Street, Columbia SC 29202

Meeting Agenda

1. **Call to Order** Mr. Derrick Huggins
2. **Approval of Minutes (Pg 2-9)** Mr. Derrick Huggins
 - February 26, 2018
3. **Public Comment**
4. **Office of Small Business Opportunities Update (Pg 10-18)** Ms. Angela McCallum
5. **Transportation Program Update (Pg 19-29)** Dr. John Thompson
Mr. David Beaty
 - Preconstruction Update
 - Construction Update
 - Council Approvals
 - Miscellaneous
6. **The Comet Program Update (Pages 30-38)** Ms. Ann August
7. **Other Business**
 - Next Scheduled Meeting: April 23, 2018 – 2020 Hampton Street
8. **Adjournment**



Transportation Penny Advisory Committee
February 26, 2018 – 5:30 PM
4th Floor Conference Room
2020 Hampton Street, Columbia 29204

COMMITTEE MEMBERS PRESENT: Virginia Sanders, Frank Anderson, Malcolm Gordge, Jennifer Paolucci, Karim Johnson, Tiajuana "Tia" Evans, Jack Oliver, Richard Brown and Phillip Simoneaux

OTHERS PRESENT: Michelle Onley, Angela McCallum, Tony Edwards, John Thompson, Nathaniel Miller and Jamelle Ellis

COUNCIL MEMBERS: Paul Livingston, Dalhi Myers and Yvonne McBride

CALL TO ORDER – Mr. Phillip Simoneaux called the meeting to order at 5:30 PM

APPROVAL OF MINUTES: November 27, 2017 – Mr. Anderson moved, seconded by Ms. Sanders, to approve the minutes as distributed. The vote in favor was unanimous.

ELECTION OF VICE CHAIR – Ms. Sanders nominated Mr. Gordge for the position of Vice Chair.

Mr. Gordge nominated Mr. Simoneaux for the position of Vice Chair.

Mr. Gordge stated he appreciated the nomination by Ms. Sanders, but he had so many other commitments that he does not have the time to devote to the position.

Ms. Sanders withdrew her nomination of Mr. Gordge.

Mr. Simoneaux was unanimously elected Vice Chair.

PUBLIC COMMENT – No one signed up to speak.

OFFICE OF SMALL BUSINESS OPPORTUNITIES UPDATE

Executive Summary: This report is submitted pursuant to Ordinance(s) 049-13HR and 058-16HR to ensure that the OSBO team provides support to the County to ensure that the SLBE community has equal opportunity to participate in County contracts for all six (6) Industry Categories: Construction Services, Professional Services, Non-Professional Services, Engineering Services, Architectural Services and Wholesale Operations.

Purpose: 1. Ongoing Ordinance Management; 2. Improve Methodology; and 3. New Methodology

Transportation Penny Advisory Committee
February 26, 2018

-1-

Problem Statement: 1. Business development need to be established for SLBE community. 2. Incentives need to be established to encourage enrollment and re-certification.

Office of Small Business Opportunity Cross Functional Team: Mr. Nathaniel Miller, Transportation Contract & Budget Manager, was added to the team.

Contract Participation: January 1, 2012-February 9, 2018:

Payments to SLBE Certified - \$33,688,307.23
Payments to Uncertified Firms - \$85,955,332.77
Total - \$119,543,540.00

Manager's Assessment resulted in the following Action(s):

Manager: Focus on Collaboration on Training and Business Development for the SLBE community

- I. Partnership Collaboration: Emphasis on Training
 - ❖ Office of Business Opportunity, OBO
 - ❖ SCDOT, Disadvantage Business Enterprise, DBE
 - ❖ South Carolina Office of Small Minorities, SCOSM
 - ❖ South Carolina Small Business Development Center, SCSBDC
 - ❖ South Carolina Business One Stop, SCBOS
 - ❖ Small Business Administration, SBA
 - ❖ 1 Million Cups – Wednesdays
 - ❖ Columbia Chamber
- II. Developing OSBO Office Standard Operator Procedures

Business Development:

- I. OSBO Website Highlights (rcgov.us/OSBO)
- II. Highlighted Articles
 - ❖ Richland County Renaissance
 1. Residents Provide Input, Ask Questions at Richland Renaissance Community Meeting
 2. Columbia Place Mall Roll Out
 3. Columbia Chamber's "Chamber Conversations"
 4. Business Owners Reminded to Renew Business License
 - ❖ Firm's Featured Stories
 1. Professional Residential & Commercial Services – LLC – District 2 (Emerging Firm)
 2. Mizzell & Associates, LLC – District 6
- III. Post a forecast of upcoming skilled based workshops on website, Workshops & Events
 - ❖ Mentor Program
 1. Dirt Road Workshops
 2. Industry Standards
 3. Nine (9) Month Series

Transportation Penny Advisory Committee
February 26, 2018

-2-

4. Workshop Schedule Release, February 28
 5. Workshop Start date, March 28 (Tentatively – Pending Mentor’s schedule)
- ❖ Mike Armstrong, Mentor – In discussion
 1. Other Candidates Contacted to Serve as Mentors
 - a. McClam & Associates
 - b. The Lane Construction Corporation
 - c. Midlands Technical College
 - d. Tri-County Technical College
 - ❖ Internal Workshops
 1. Bid Express
 2. Small Business Compliance and Legal Issues
 3. Contract Compliance Payment Reporting (B2G) – also was offered to the small business organizations
 - ❖ External Workshops
 1. Resume Building—Richland County Public Library (RCPL)
 2. Find & Keep the RIGHT Employees – Willis HR Advisory Group
 3. Sales and Use Tax Seminars – SC Department of Revenue
 4. Tax Workshop (Free) – SC Department of Revenue
 - ❖ Literature
 1. 21 Strategies for Becoming a Wealthy Entrepreneur (Recommended by RCPL)

Financial Resources Coordinator:

- I. Consulting with B2GNow Engineer (Ongoing); tracks contracts, participation, utilization
 - ❖ Establish best practice of NAICS codes structure to more accurately capture capabilities of B2GNow software resulting in simulating specific project requirements
 - ❖ Identified utilization feature in B2GNow that will standardize the goal setting process, eliminate redundancy in data entry, and increase accuracy in payment reporting; went from 3 hours to set a goal to 3 – 5 minutes to set a goal
- II. Revised Contract to comply to Ordinance 049-13HR and 029-14HR
 - ❖ Ordinance 049-13HR, Division 7, Small Business Enterprise Procurement Requirements (c) Definitions, Centralized Bidder Registration System (CBR), from here forward known as B2GNow
 1. Ordinance 049-13HR, Sect. 2-640, Program Objectives and General Responsibilities
 - a. Payments made to prime and subcontractors will be entered for the month in which the work was completed and verified as prompt payment if applicable
 - b. Ordinance 049-13HR, Division 9; Sect. 2-648 Prompt Payment (a) Performance by a prime contractor in accordance with the provisions of its Richland County contract entitles prime contractor to enter payment from the County in a prompt manner; information is being added to the contracts to assist with reconciliation
 - c. Prime Contractors and Subcontractors will be required to register and confirm payments into CBR/B2GNow as a condition of engaging in business with the County

Transportation Penny Advisory Committee
February 26, 2018

2. Collaborated with Procurement to revise contract to comply to ordinances 049-13HR and 029-14HR
3. Provided Workshop, Contract Compliance Payment Reporting
4. Communicated to firms of ordinance compliance
5. Communicated to Project Development Team, PDT of ordinance compliance

III. SLBE Contract Provisions of Solicitations

- ❖ Created a listings of Procurement and Transportation, on website, Contract Opportunities
- ❖ Created Bid Express on OSBO website, Bid Express

Certification & Compliance: Purge of certification directory; firms were given 18 months to certify; many firms did not want to certify

I. Projects

- ❖ Completed B2GNow software maintenance; synced B2GNow and SLBE Directory
- ❖ Decreased the SLBEs requiring re-certification number from 22 to 4
- ❖ Completing flow charts and written procedures
- ❖ Collaborating with RCPL to assist with certification
- ❖ Streamlining the SLBE certification process via B2GNow
- ❖ Setting up proficient reporting parameters via B2GNow; Adding Industry Categories
- ❖ Certification January 15 – February 15
 1. Certified 4 New Firms
 2. Re-certified 2 existing
- ❖ Identified 6 firms as candidates for reinstatement of certification using the Renaissance project as an incentive; many of these are construction vertical (plumbers, electricians, etc.)
- ❖ Developing strategies to increase SLBE County Certifications

II. Incentives for Certification

- ❖ Utilizing the Renaissance project as an incentive to restore accreditation to the SLBE Certification Program
 1. Soliciting the SLBE re-certification (3 – 9 months pass certification date – no longer in B2GNow) candidates
 2. Utilizing generic letter for recruitment for recertification
 3. Focusing on certifying businesses in Columbia Place Mall

Mr. Simoneaux inquired about the process for firms that are not compliant with posting payments.

Ms. McCallum stated the ordinance is clear. They must enter the payment and if they do not they could be placed on probation for a year.

The process to ensure the prime is paying the sub is that once the prime is paid they will enter it. The sub will know the prime has received the payment and they have 7 days to remit payment to the sub. The prime has 3 times to be late.

For each 30 day interval beyond 37 days that payment to subcontractor is late, subcontractor shall be entitled to an interest penalty fee equal to 5% of the late balance. There are additional costs that will occur if the subs are not paid promptly.

Transportation Penny Advisory Committee
February 26, 2018

-4-

All of the data collection has been digitized in compliance with the ordinances.

TRANSPORTATION PROGRAM UPDATE

Dr. Thompson stated the public meeting for Blythewood Road Widening will be Thursday, March 22 at Mueller Road Middle School, 5:00 – 7:00 PM. The public meeting for Clemson/Sparkleberry Intersection will be Monday, April 30 at Spring Valley High School, 5:00 – 7:00 PM.

a. Preconstruction Update

- Clemson Road: Plans are 99% Complete. Right of Way Certificate is complete, Utility Agreements complete (except for City of Columbia). The PDT was authorized to start the design of the City of Columbia waterline which will take approximately 3 months at which construction authorization may be requested of SCDOT. Tentative advertisement scheduled for July 2018.
- Atlas Road: Addressing comments from 95% Complete Plan review. Right of Way acquisition nearly complete. Anticipate advertising for construction in 4th Quarter of 2018, dependent upon Railroad permits and City of Columbia utility designs.
- Southeast Richland Neighborhood: Submitted 95% Complete plans to SCDOT and OET is addressing comments. Right of Way acquisition underway nearly complete, 2 tracts remaining. Anticipate advertising for construction in 2nd Quarter of 2018.
- Greene Street Phase 2: Design remains at approximately 99% complete. Right of Way acquisition continues, which is anticipated to be complete late 2nd Quarter of 2018. Anticipate advertising for construction in 3rd Quarter of 2018.
- Blythewood Road Widening: Received 65% complete plans from OET in early January and submitted to SCDOT.
- Broad River Road Widening: OET contract approved by Council, design work pending County Finance encumbering funds; 30% complete design completed; 2 year design process
- 3 Major Intersections: 70% Plans submitted to SCDOT for review for Garners Ferry/Harmon, North Springs/Harrington, and Screaming Eagle/Percival. Comments received 1-12-18 and OET addressing comments. Anticipate beginning right-of-way acquisition in 2nd Quarter of 2018.
- Resurfacing Package N (24 roads) and Sidewalk Package S7 (Marion Street, Bratton Street and Grand Street): Sidewalk Package S7 received a satisfactory bid but award to the contractor is pending County Finance encumbering funds. Magnolia School, pedestrian intersections, a resurfacing package and a couple dirt road packages ready for bid. The dirt road packages were separated so the small ones will be eligible for the Sheltered Market Program. Resurfacing Package N did not receive favorable bids and therefore has been recommended for rejection.

b. Construction Update

- Shop Road Extension Phase I: Work on the floorless culvert is nearing completion. It is expected that the contractor will begin the concrete paving in late January in an effort to meet an interim deadline of March 31, 2018 to provide access to China Jushi.
- North Main Street Widening: SCE&G's duct bank is 80% complete. The Joint Use Duct Bank is 40% complete. Sewer rehabilitation is 75% complete. Water relocation is 50% complete.
- 3 Rivers Greenway: Construction is underway. 10,000' out of a total of 15,000' of concrete pathway has been constructed. Work has begun on the boardwalks. There are 10 – 12 individual bridges for boardwalks. Approximately 6 of them has been constructed. In the next couple of weeks the largest

Transportation Penny Advisory Committee
February 26, 2018

-5-

portion of the boardwalk, the Mill Race Rapids, which is going to be a 900 ft. long elevated boardwalk to allow access to the river.

c. Council Approvals

- Council approved bonding in the amount of \$250 Million for the Transportation Program
- Atlas Road tracts for condemnation
- Revising the termini for Blythewood Road to the original referendum termini (I-77 to Syrup Mill Road)

d. Miscellaneous

- Shared-Use Pathways (SUP): Multiple projects have 10' wide concrete pathways to accommodate bicyclists and pedestrians. SCDOT has indicated they will only maintain pathways on roadway widening projects only. Richland County to determine path forward on other projects with pathways (Alpine, Polo)
- City of Columbia Utility Issue: It has been determined that Richland County Transportation Program will fund 100% of the City of Columbia utility relocations associated with the Program.
- Widenings Cost Estimates Above Referendum Amounts: PDT staff presented to the Transportation Ad Hoc Committee options for modifying the Widenings category to adjust or defer projects such that the total cost is within the referendum amount. A further presentation to full Council is recommended in order to further develop a portion of the widenings.

Mr. Beaty stated the Spring will be busy with work already in construction. There are still some budget issues be looked at in regards to how quickly the BAN can be issued. Then we will be able to program how much can be advertised and how much of that bond money can be used. He does not know exactly which projects will be put out to construction but they are developing them as fast as they can.

Dr. Thompson stated the BAN has not been issued because the County is awaiting a decision from the Supreme Court. He is not sure of the timeline of when the decision will be received.

Mr. Simoneaux inquired if not issuing the BAN had the potential to stop things in its tracks for a while

Dr. Thompson stated there is \$40 Million in the budget. He walked into an agency about 6 weeks ago where we encumbered a lot of money for a lot of different projects. His understanding was that there was this idea you have \$1.07 Billion in the budget, so we had a phantom budget. The \$1.07 Billion is for 22 years. We were tapping the reserve. He stated he has been with 3 different jurisdictions and you do not tap the reserve for just anything. Now we had to clean the mess up. We have cleaned up about \$20 – 30 Million. We are in the midst of deobligating another \$30 Million, so we can move forward with the projects.

Mr. Simoneaux requested Dr. Thompson to explain what deobligating means.

Dr. Thompson stated when we are going to work on a certain project we have to do a purchase order, so we have to be able to obligate the funds. In the accounting world we encumber the funds. Some of the projects may be 4 -5 years, so to encumber all of the funding and tie up the funding for multiple years means we will not be able to do anything on other projects. We are focusing on how much we will use in the fiscal year. Then in the next fiscal year we will obligate or encumber the additional funds we will need for that fiscal year.

Transportation Penny Advisory Committee
February 26, 2018

-6-

Mr. Simoneaux inquired if that meant reordering or reprioritizing projects.

Dr. Thompson stated the priority list was set by Council, so we are not going to change that. We are going to obligate only the amount of funding needed. He stated he does not believe the PDT had to submit a budget to the County Administrator in the past. This year the PDT sent their budget to the County Administrator. This year we have a budget SCDOT. We have a budget from the City of Columbia, which is assisting them with fiscal discipline and sticking to the budget and referendum.

Mr. Gordge stated Blythewood Phase II was listed on the financial summary sheet, but is not listed in the Program Update because it is not active yet. He inquired as to when the project should become active.

Mr. Beaty stated they hope to work with the Transportation staff and the Finance Team to see how much they can get started this calendar. The PDT has submitted a draft request, but they have to work through the budgeting process to see which roads can be started. Ideally, they will get started on all of the remaining widenings, at least the design, in this calendar year.

Mr. Gordge stated Blythewood Town Council will be discussing Phase II at their upcoming retreat. What might be helpful is for us to prioritize the 4 – 5 projects and let the PDT know what is most pressing and most valuable to the community.

Mr. Beaty stated that would be beneficial. The PDT could develop the draft scope of work based on the input. In case anyone is curious, Blythewood Phase II is approximately 5 mini-projects that were previously identified. We haven't started designing yet. The 5 individual projects were not put into any particular order; therefore, the Town of Blythewood may request they be developed in a particular order.

Ms. Paolucci inquired about how many phases there are in the Three Rivers Greenway.

Mr. Beaty stated there was going to be a 2nd phase, but it is all going to be done within the original referendum amount; therefore, the remaining funding will not be enough to construct a 2nd phase. A decision will have to be made as to what to do with the remaining funds in the Three Rivers Greenway designated amount. It could be used for additional design moving forward. It could be used to cover any shortages in other areas of the program, but that will ultimately be a Council decision.

Ms. Paolucci inquired about the planning that went into what was included in Three Rivers Greenway Phase I. Most of the City of Columbia Fire Department activities for swift water occur in this area, which means all of the equipment is here and usually where the rescues are. She inquired if there has been pre-planning with them or was any consideration given to how they will get their tools into the river in a rescue event.

Mr. Beaty stated they have coordinated extensively with the City. In addition to the greenway, there is going to be a parking lot constructed, a bathroom facility at the North end of the project, and at the parking lot there is going to be a bathroom/City Ranger station constructed. Then separately there is going to be a rescue building built towards the existing bridge within the Zoo. The project is scheduled to be completed late Summer/early Fall.

THE COMET PROGRAM UPDATE – Ms. August introduced Luis Ortiz Sanchez a planner with the COMET and the “bus stop guru”. She presented a handout of bus stops that have been completed, bus stops that are going to be worked on, and benches that are going to be installed. When Mr. Sanchez initially came there were over 100 bus stops that needed to be relocated, put back up, etc.

One of the things they have been looking at in the last few months is the amount of monies they actually get from the Penny. They realized the funding is going to run out in 13 years, based on the amount of money they are receiving on a monthly basis. So what they did was say, they have a set amount of funding they are going to be receiving. They operate a certain number of hours per year. They needed to go back and readjust hours of operation. They are currently operating approximately 192,000 service hours per year. The Board approved 187,650 hours per year, which means they have to readjust some services in order to get down to that number. It does not mean they are going to eliminate services. It means they are going to adjust them. They are looking at statistics, in terms of the number of people who are riding after 9:00 – 10:00 PM. They realized they had buses out until 11:00 PM – 12:00 AM, with no one on them. They also realized early in the morning they might need additional buses to go out starting at 5:30 AM vs. 6:30 AM. They are looking at putting services in the Northwest area of the County and more services in the Northeast. They are talking about an express route to Killian Road, Clemson Road, Hardscrabble Road and Summit Parkway. The Board will be taking this up on Wednesday, February 28th at Noon.

They are looking at updating the fare boxes. The fare boxes currently in the buses are over 15 years old. The fare boxes should be changed out every 10 – 12 years. The new boxes are called FastFare. People with proximity cards will be able to use the proximity card then they enter the buses. The COMET has partnerships with School District 1 and Palmetto Health. Their passes can be used to pay.

Ridership is still growing. She believes it is because of the new buses with the USB ports and Wifi. Ridership in January 2013 was 114,470 and in January 2018 it was 220,849.

The vehicles are fueled by diesel and propane. The propane vehicles have the lowest cost per mile. Most of the propane vehicles are on the smaller routes.

The Board will likely be selecting a new Executive Director at the February 28th meeting; therefore, next month will be Ms. August last month presenting to the TPAC Committee.

The passes for the new fare boxes can be purchased at the transit center, school districts, and Midlands Technical College.

OTHER BUSINESS

- Next Scheduled Meeting: March 26, 2018 – 2020 Hampton Street

ADJOURN – The meeting adjourned at approximately 6:38 PM



RICHLAND COUNTY OFFICE OF SMALL BUSINESS OPPORTUNITY

OSBO
Manager's Report

March 26

2018

TPAC Report



RICHLAND COUNTY OFFICE OF SMALL BUSINESS OPPORTUNITY

1. Executive Summary:

This report is submitted pursuant to Ordinance (s) 049-13HR and 058-16HR to ensure that the OSBO team provides support to the County to ensure that the Small Local Business Enterprise (SLBE) has equal opportunity to participate in County contracts for all six (6) Industry Categories.

Primary Industry Category					
Construction Services	Professional Services	Non-Professional Services	Engineering Services	Architectural Services	Wholesale Operations

2. Purpose:

The purpose of this report is to manage the ongoing requirements of the Ordinance(s) while improving and creating new Standard Operating Procedures (SOPs).

The Month's Primary Focus:

- (1) Business Development Program Expansion
- (2) Program Development Team (PDT) SLBE Participation Compliance

3. Office of the Small Business Opportunity Cross Functional Team

Team Matrix		
Name	Department	Title
<i>Dr. Jamelle Ellis</i>	<i>CGS/OSBO</i>	<i>Director serving as an Advisor</i>
<i>Dr. John Thompson</i>	<i>Transportation</i>	<i>Director serving as an Advisor</i>
Angela McCallum	OSBO	Manager
Michelle Rosenthal	OSBO	Business Development Coordinator
Melissa Watts	OSBO	Financial Resources Coordinator
Cheryl Cook	OSBO	Certification & Compliance Specialist
Jennifer Wladischkin	Procurement	Assistant Director of Procurement
Yolanda Davis	Procurement	Contract Specialist
Tony Edwards	Transportation	Acting Director of Transportation
Alicia Pearson	Transportation	Senior Accountant
Shawn Salley	Transportation	Construction Manager
Nathaniel Miller	Transportation	Contract & Budget Manager

4. Goal Setting Committee (GSC)


Team Matrix		
Name	Department	Title
Angela McCallum	OSBO	Manager of OSBO
Ross Tilton	PDT	Program Administrator
Melissa Watts	OSBO	Financial Resources Coordinator
Cheryl Cook	OSBO	Certification & Compliance Specialist
Jennifer Wladischkin	Procurement	Assistant Director of Procurement
Shawn Salley	Transportation	Construction Manager
Gerald Walker	PDT	Estimator



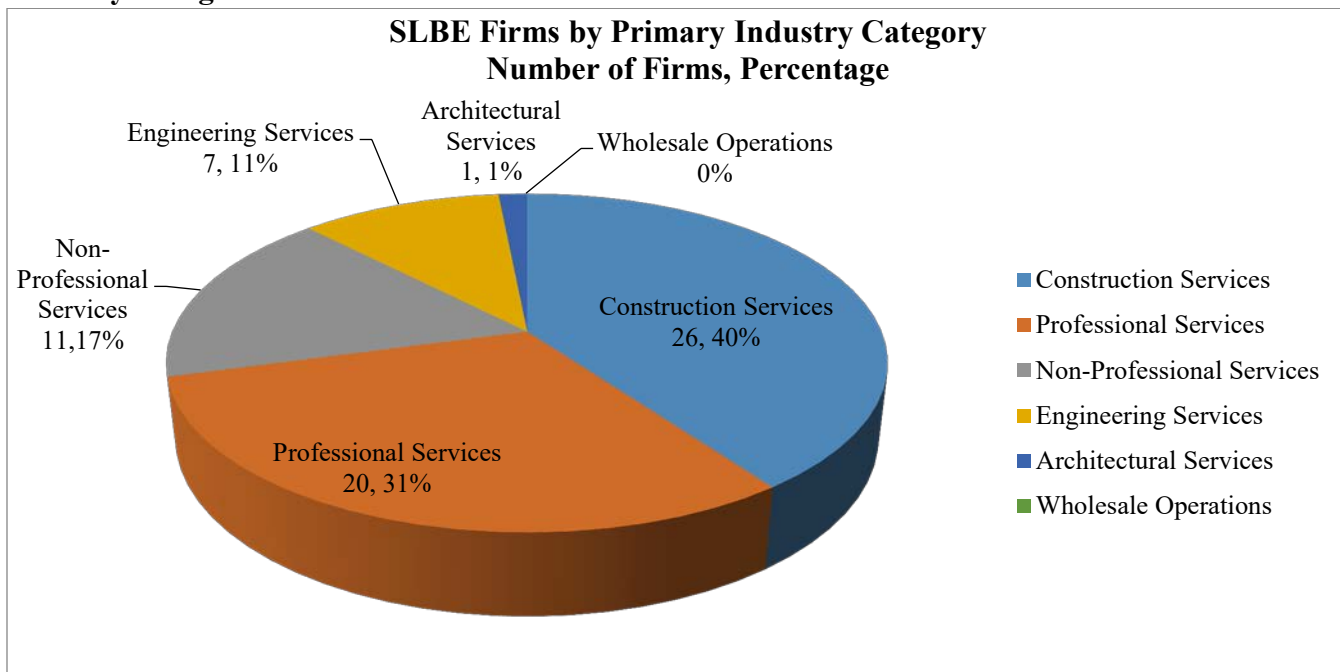
RICHLAND COUNTY OFFICE OF SMALL BUSINESS OPPORTUNITY

5. Analysis:

SLBE Certification Program Overview



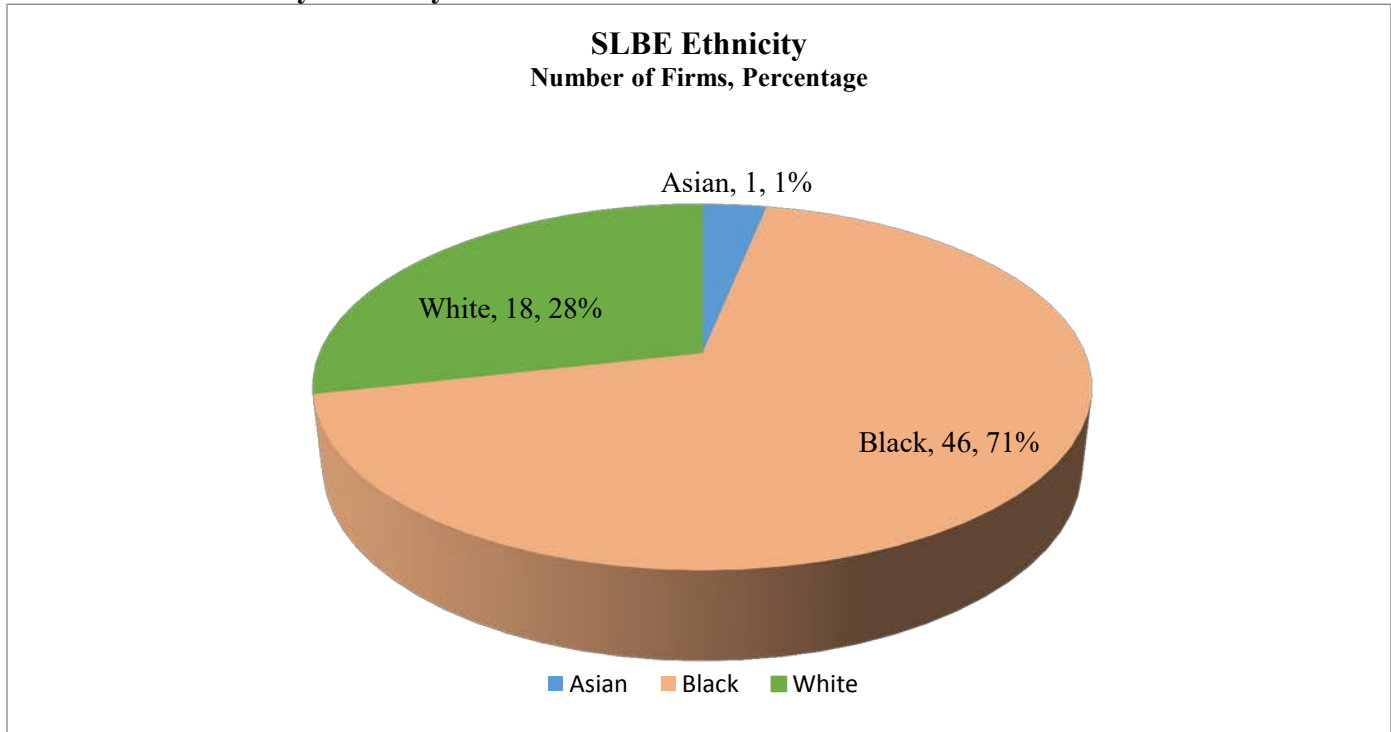
Industry Categories



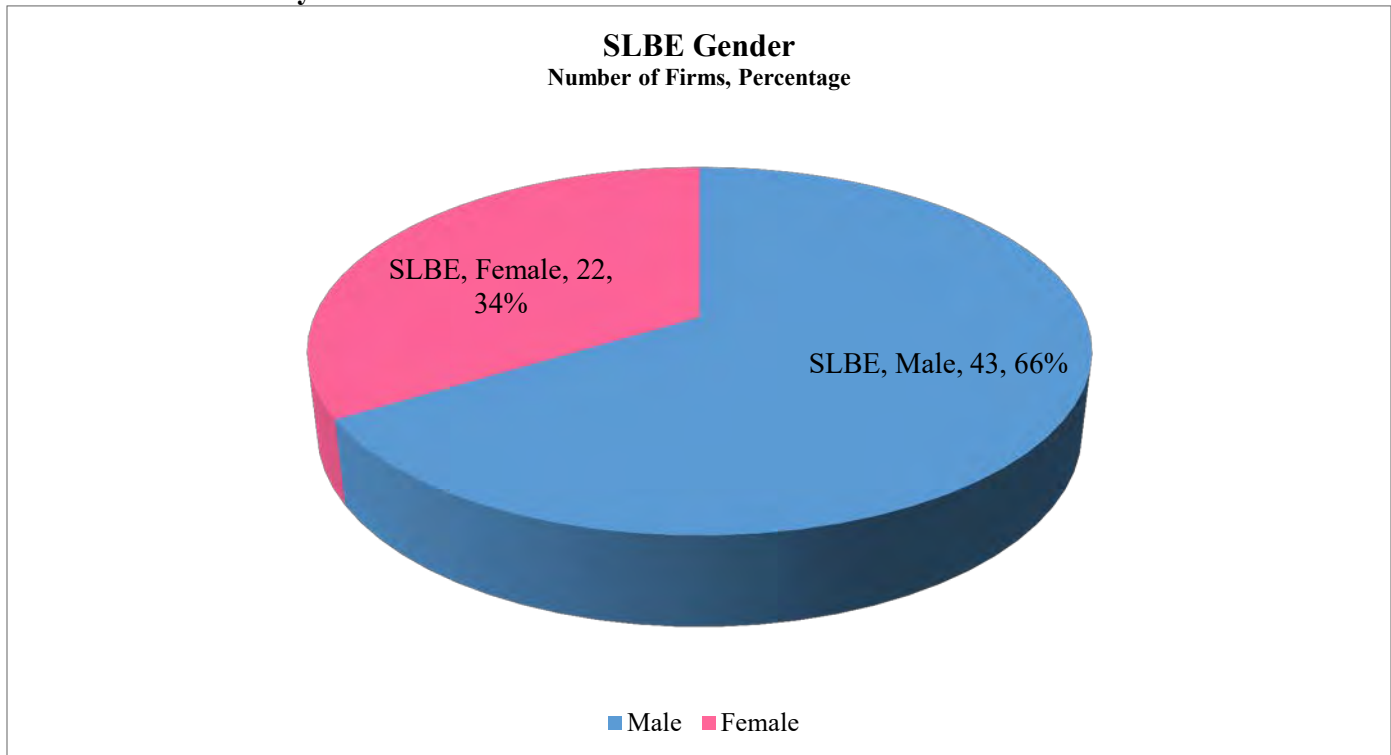


RICHLAND COUNTY OFFICE OF SMALL BUSINESS OPPORTUNITY

SLBE Certification by Ethnicity



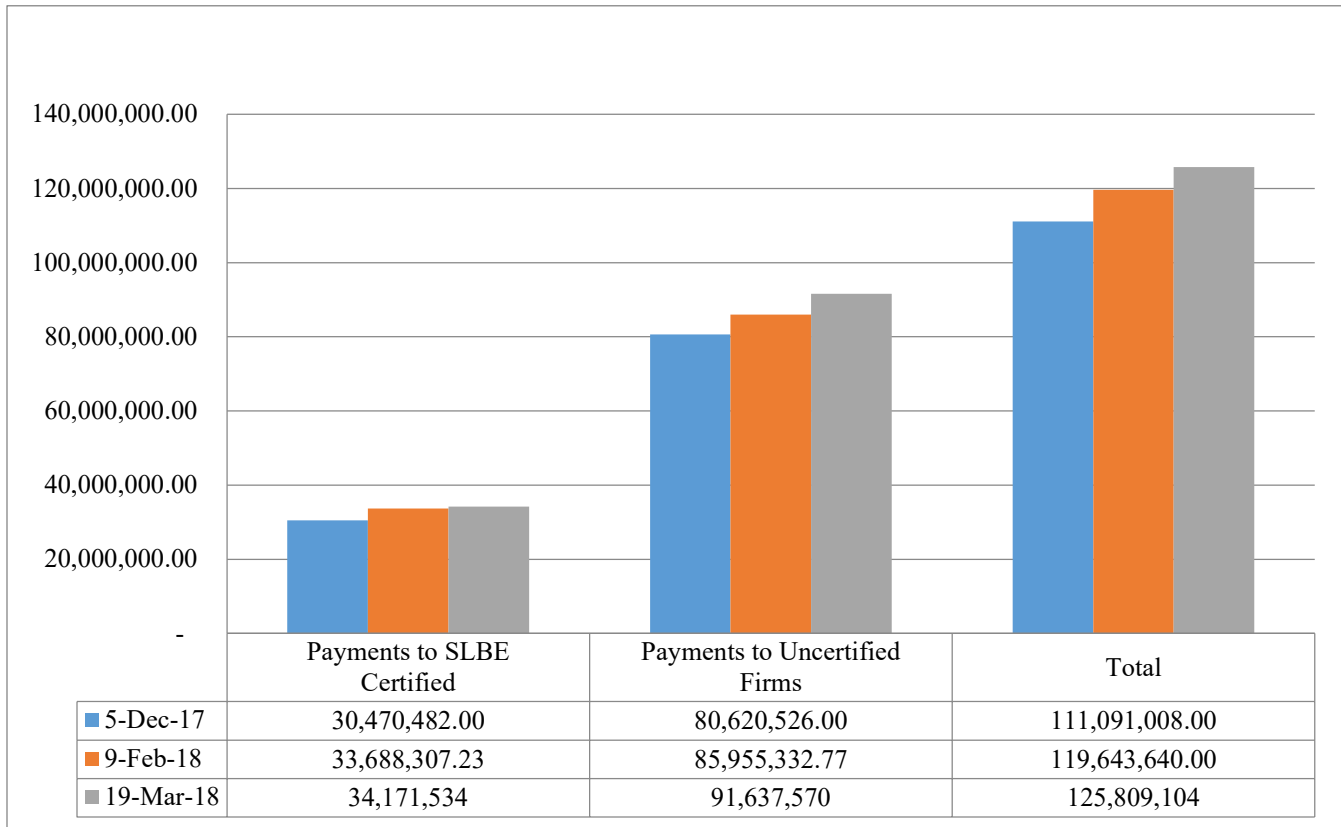
SLBE Certification by Gender





RICHLAND COUNTY OFFICE OF SMALL BUSINESS OPPORTUNITY

Contract Participation: January 1, 2012-March 19, 2018*



* B2GNow reconciliation during the month of January

* Payments to Uncertified Firms - Include Prime contractors

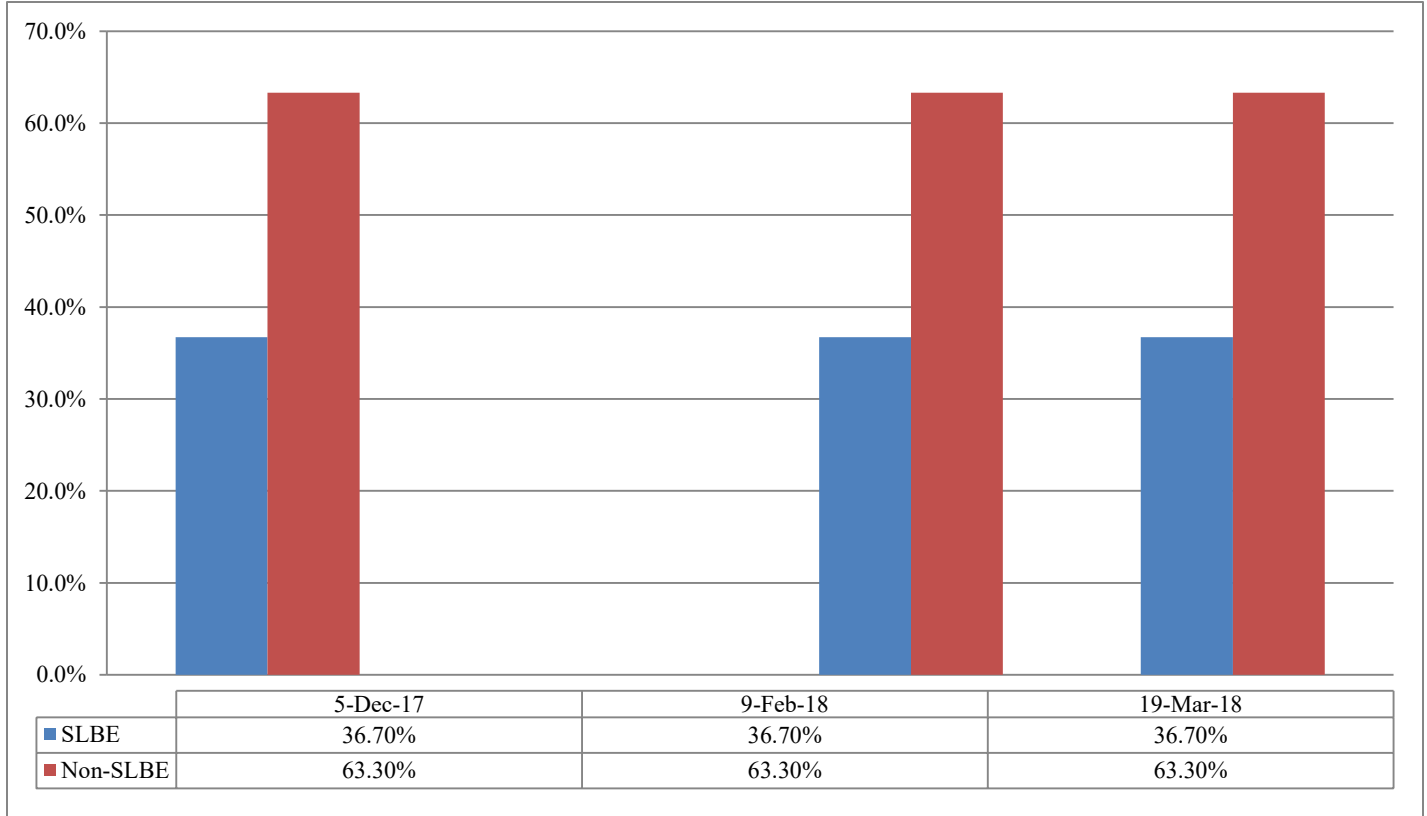
* Includes within the total - 68 contracts are SLBE contracts - open (50) and closed (18)



RICHLAND COUNTY OFFICE OF SMALL BUSINESS OPPORTUNITY

Contract Participation:

PDT SLBE Participation Goal*



* B2GNow reconciliation during the month of January
* Overall PDT contract SLBE utilization goal is 51%



RICHLAND COUNTY OFFICE OF SMALL BUSINESS OPPORTUNITY

6. Manager's Assessment resulted in the following Action:

- **Managerial Focus**
 - i. Established Business Development Academy
 - ii. Facilitating OSBO Office Standard Operating Procedures
 - iii. Overseeing reconciled undocumented payments for all certified SLBEs
 - iv. Facilitating increase in County wide SLBE utilization in County wide contracts
 - OSBO staff is collaborating with County Directors to identify current vendors to become certified SLBEs
 - v. Outlined PDT SLBE Contractual Compliance
 - See PDT SLBE Participation Update Report
 - vi. Planning Support for the Richland Renaissance Start Center
- **Business Development**
 - i. OSBO Website Highlights
 - ii. Highlighted Articles
 - Richland County Renaissance
 - Richland County Councilman Norman Jackson, Town Hall Meeting
 - Business Owners Reminded to Renew Business License Deadline March 15
 - Firm's Featured Stories
 - ENVIRO AgScience, Inc - District 4
 - Armstrong Contractors, LLC - District 7
 - iii. Visited Richland Place Mall to identify and/or certify SLBE vendors where feasible
 - iv. Posted Technical Skill-based and Administrative Workshops, [OSBO Workshops & Events](#)
 - Mentor Program
 - Industry Standard for Dirt Road Workshops
 - Candidates to Serve as Mentors
 - McClam & Associates
 - The Lane Construction Corporation
 - Mead and Hunt
 - LJ Construction
 - March 22 - Small Business Compliance and Legal Issues
 - v. Developing Partnership with [South Carolina Business One Stop \(SCBOS\)](#)
 - Creating individual OSBO webpage on SCBOS website



RICHLAND COUNTY OFFICE OF SMALL BUSINESS OPPORTUNITY

2018

Richland County Government Office of Small Business Opportunity Academy

INTERNAL TECHNICAL WORKSHOPS	DATE
Contract Compliance Payment Reporting	Feb 8
Surveyor and Blue Print	Mar 28
Insurance and Bond Requirements	Apr 10
Relationship Between Prime & Subcontractor (Bid - Awards)	May 16
Dirt Roads, Clearing, storm drain, paving, grading road, etc.	Jun 20
Pavement (Striping and Signage)	Jul 18
Improvement Projects (Sidewalks and Bookkeeping)	Aug 15
Hauling (Resurfacing)	Sep 19
Concrete & Masonry	Oct 17
Safety	Nov 21
Traffic Control	Dec 19

INTERNAL ADMINISTRATIVE WORKSHOPS	DATE
Understanding the Richland County Ordinance	Jan 17
Contract Compliance Payments	Feb 8
Small Business Compliance and Legal Issues	Mar 22
Cash Flow	Apr 10
Why Get Certified	TBD*
Ordinance Overview	TBD
Workman's Compensation and Insurance	TBD
Marketing 101	Aug 13
Small Business License Requirement	TBD
Small Business within the Renaissance	TBD
Richland County Procurement Process	TBD
Funding Resources for Small Businesses	TBD

*To Be Determined - TBD

- Other workshop resources include Virtual Workshops and Reading Literature
 - Located on the OSBO website, [Workshops & Events](#)



RICHLAND COUNTY OFFICE OF SMALL BUSINESS OPPORTUNITY

Financial Resources Coordinator

- **Projects Completed**
 - i. Developed and implemented Standard Operating Procedures for recording payments during the month the work was invoiced eliminating payment confusion. Sent written instructions to all Prime Contractors.
 - ii. Created and maintained a comprehensive list of solicitations for Penny Tax and general county contracts.
 - iii. Attended Quick Books training at the Cayce Chamber of Commerce. Subsequently scheduled Cash Flow workshop for our SLBE community on April 10
 - iv. Reconciled multiple undocumented payments (time and month information is pulled)
 - Number of payments due to prime, 18
 - Number of payments not reported by prime to SLBE, 6
 - Number of payments not confirmed by subcontractors, 8
 - v. Established PDT SLBE Flow for Participate and Penny Tax Funds
- **Projects On-going**
 - i. Established drill down NAICS codes for each certified business to ensure goal setting accuracy
 - ii. Develop an annual goal for county wide and Penny Tax specific contracts
 - iii. OSBO Lead in planning and implementing the Small Business Symposium for May 2018
- **Certification & Compliance**
 - i. **Projects**
 - Completed two (2) new certifications and four (4) pending
 - Sent letters to five (5) certified firms informing them that their certification will be expiring in the next 30 to 60 days
 - Sent letters to the six (6) companies that were identified from the recertification purge list for reinstatement of their certification using the Renaissance project as an incentive
 - Set meetings with Richland County Directors to discuss OSBO and how they can maximize their procurement needs by utilizing Richland County local small businesses through the SLBE program
 - Met with Richland County Public Library Staff to discuss training to assist with certification at the Main Library
 - ii. **Incentives for Certification**
 - Use Renaissance project as main strategy to increase SLBE County Certifications
 - Visited two (2) restaurants at Columbia Place Mall Food Court
 - OSBO is planning a Small Business Symposium for May 2018
 - Focusing on certifying businesses in Columbia Place Mall

Pre-Construction Update

- Clemson Road: Plans are 100% Complete, Right of Way Certificate is complete, Utility Agreements complete to include City of Columbia waterline. Tentative advertisement scheduled for July 2018.
- Atlas Road: Addressing comments from 95% Complete Plan review. Right of Way acquisition nearly complete. Anticipate advertising for construction in Q3 2018, dependent upon Railroad permits and City of Columbia utility designs.
- Southeast Richland Neighborhood: 100% Complete plans scheduled for delivery April 1, 2018. Right of Way acquisition complete. Anticipate advertising for construction in Q2 2018.
- Greene Street Phase 2: Design is approximately 99% complete. Right of Way acquisition continues, which is anticipated to be complete late Q2 2018. Anticipate advertising for construction in Q3/Q4 2018.
- Blythewood Road Widening: Revised 65% complete plans submitted to SCDOT 2-17-18 and anticipate R/W acquisition to begin in May 2018. Public meeting held March 22, 2018.
- Broad River Road Widening: OET is preparing 65% complete plans scheduled for a September 2018 submittal.
- 3 Major Intersections: 70% Plans submitted to SCDOT for review for Garner Ferry/Harmon, North Springs/Harrington, and Screaming Eagle/Percival. Anticipate beginning R/W acquisition in QA2 2018.
- Candlewood Neighborhood Improvement Project Phase 2 and Sidewalk Package S7 (Marion Street, Bratton Street, and Grand Street) : Candlewood NIP and Sidewalk Package S7 received satisfactory bids but award to the contractors is pending approval.
- Broad River Neighborhood Project – Plans 100% Complete, Right of Way Certificate complete, and bid document being reviewed by SCDOT. Anticipate advertising for construction April/May.
- Magnolia/Schoolhouse sidewalks, Pedestrian Intersections, Resurfacing Package O, and Dirt Road Packages G and H – These projects are scheduled to be advertised late March pending County approval.
- Crane Creek Neighborhood Project, Clemson/Sparkleberry Intersection, Shop Road Widening – Public meetings are scheduled for April 19, April 30, and May 17, respectively.

Construction Update

- Shop Road Extension Phase 1 – Work on the floorless culvert is complete. The contractor has begun paving operations for the first 1,000 feet beginning at Pineview Rd.
- North Main Street Widening – SCE&G's duct bank is 80% complete. The Joint Use Duct Bank is 50% complete. Sewer rehabilitation is 75% complete. Water relocation is 50% complete. Drainage installation has begun near the R/R trestle and is heading south.
- 3 Rivers Greenway – Construction is underway. 12,000' out of a total of 15,000' of concrete pathway has been constructed. 13 sections of the boardwalks have been completed.
- Transportation Improvement Contract 1 – Resurfacing is expected to resume with warmer weather. 10 of 19 dirt roads have been paved.

Council Approvals

- None at this time

Miscellaneous

- Shared-Use Pathways (SUP) – Multiple projects have 10' wide concrete pathways to accommodate bicyclists and pedestrians. SCDOT has indicated they will only maintain actual pathways themselves, but not the buffer. Richland County reviewing maintenance agreements for Clemson, Polo, and SERN
- Widenings Cost Estimates Above Referendum Amounts – PDT staff presented to the Transportation Ad Hoc Committee options for modifying the Widenings category to adjust or defer projects such that the total cost is within the referendum amount. A further presentation to full Council is recommended in order to further develop a portion of the widenings.



ROADWAY PROJECTS (Referendum Total = \$656M)		REFERENDUM	CURRENT ESTIMATE	OUTSIDE FUNDING/ REIMBURSEMENTS	VARIANCE	EXPENDED TO DATE	*PHASE
WIDENINGS							
Hardscrabble Road Widening	\$	29,860,800	\$ 29,860,800	\$ -	\$ -	\$ 18,159,871	CO
Clemson Road Widening	\$	23,400,000	\$ 19,603,193	\$ 980,000	\$ 4,776,807	\$ 3,141,115	RW
Leesburg Road Widening	\$	4,000,000	\$ 4,000,000	\$ -	\$ -	\$ -	405 RW
North Main Street Widening (includes \$5.4M Intersection)	\$	35,400,000	\$ 60,626,155	\$ 23,751,673	\$ (1,474,481)	\$ 22,916,571	CO
Bluff Road Widening Phase 1	\$	-	\$ 9,285,688	\$ 1,800,000	\$ (7,485,688)	\$ 8,950,413	Complete
Bluff Road Widening Phase 2	\$	16,700,000	\$ 40,203,471	\$ -	\$ (23,503,471)	\$ 1,868,839	PE
Shop Road Widening	\$	33,100,000	\$ 60,182,081	\$ -	\$ (27,082,081)	\$ 1,771,281	PE
Atlas Road Widening	\$	17,600,000	\$ 41,770,632	\$ -	\$ (24,170,632)	\$ 4,449,560	RW
Pineview Road Widening	\$	18,200,000	\$ 40,032,789	\$ -	\$ (21,832,789)	\$ 1,605,275	PE
Blythwood Road Widening (Syrup Mill Road to I-77)	\$	8,000,000	\$ 10,431,591	\$ -	\$ (2,431,591)	\$ 361,297	PE
Broad River Road Widening	\$	29,000,000	\$ 39,708,413	\$ -	\$ (10,708,413)	\$ 756,669	PE
Spears Creek Church Road Widening	\$	26,600,000	\$ 49,502,831	\$ -	\$ (22,902,831)	\$ 405	NS
Lower Richland Boulevard Widening	\$	6,100,000	\$ 6,975,750	\$ -	\$ (875,750)	\$ 405	NS
Polo Road Widening	\$	12,800,000	\$ 15,975,711	\$ -	\$ (3,175,711)	\$ 405	NS
Blythwood Road Widening and Improvements	\$	21,000,000	\$ 26,186,650	\$ -	\$ (5,186,650)	\$ 2,649	NS
Total Widenings	\$	281,760,800	\$ 454,345,755	\$ 26,531,673	\$ (146,053,282)	\$ 63,985,158	
INTERSECTION IMPROVEMENTS							
Clemson Rd. & Rhame Rd./North Springs Rd.	\$	3,500,000	\$ 4,063,386	\$ -	\$ (563,386)	\$ 3,206,077	Complete
Broad River Rd. and Rushmore Rd.	\$	3,700,000	\$ 1,308,979	\$ -	\$ 2,391,021	\$ 1,195,215	Complete
Farrow Rd. and Pisgah Church Rd.	\$	3,600,000	\$ 2,244,299	\$ -	\$ 1,355,701	\$ 938,080	RW
North Springs Rd. and Risdon Way	\$	1,800,000	\$ 2,017,045	\$ -	\$ (217,045)	\$ 1,741,163	Complete
Summit Pkwy and Summit Ridge Rd.	\$	500,000	\$ 1,531,409	\$ -	\$ (1,031,409)	\$ 1,370,297	Complete
Kennerly Rd. & Coogler Rd./Steeple Ridge Rd.	\$	1,900,000	\$ 2,980,112	\$ -	\$ (1,080,112)	\$ 2,447,655	Complete
Wilson Blvd. and Pisgah Church Rd.	\$	3,600,000	\$ -	\$ -	\$ 3,600,000	\$ 405	Complete
Wilson Blvd. and Killian Rd.	\$	2,600,000	\$ -	\$ -	\$ 2,600,000	\$ 405	Complete
Clemson Rd. and Sparkleberry Ln.	\$	5,100,000	\$ 14,929,152	\$ -	\$ (9,829,152)	\$ 3,482,940	RW
Bull St. and Elmwood Ave.	\$	2,000,000	\$ 3,076,437	\$ -	\$ (1,076,437)	\$ 405	PE
North Main St / Monticello Rd (constructed with N. Main Widening)	\$	-	\$ -	\$ -	\$ -	\$ 405	CO
Hardscrabble & Kelly Mill Rd. / Rimer Pond Rd.	\$	3,000,000	\$ -	\$ -	\$ 3,000,000	\$ 405	CO
Garners Ferry Rd. and Harmon Rd.	\$	2,600,000	\$ 1,034,070	\$ -	\$ 1,565,930	\$ 109,912	PE
North Springs Rd. and Harrington Rd.	\$	2,000,000	\$ 976,332	\$ -	\$ 1,023,668	\$ 126,475	PE
Screaming Eagle Rd. and Percival Rd.	\$	1,000,000	\$ 2,193,355	\$ -	\$ (1,193,355)	\$ 133,451	PE
Total Intersection Improvements	\$	36,900,000	\$ 36,354,576	\$ -	\$ 545,424	\$ 14,753,290	
SPECIAL PROJECTS							
Riverbanks Zoo Transportation Related Projects	\$	4,000,000	\$ 4,000,000	\$ -	\$ -	\$ 3,345,525	Complete
Innovista 1 (Greene St. Phase 1)			\$ 18,544,418	\$ -	\$ -	\$ 18,115,740	Complete
Innovista 2 (Greene St. Phase 2)	\$	50,000,000	\$ 28,095,980	\$ -	\$ -	\$ 1,152,484	RW
Innovista 3 (Williams St.)			\$ 3,359,602	\$ -	\$ -	\$ -	NS
Shop Road Extension Phase 1	\$	71,800,000	\$ 32,824,162	\$ 3,758,565	\$ -	\$ 12,406,663	CO
Shop Road Extension Phase 2			\$ 42,734,403	\$ -	\$ -	\$ -	NS
Kelly Mill Road	\$	4,500,000	\$ 4,500,000	\$ -	\$ -	\$ -	NS
Commerce Drive Improvements	\$	5,000,000	\$ 5,000,000	\$ -	\$ -	\$ -	NS
Neighborhood Improvement Projects	\$	63,000,000	\$ 63,000,000	\$ 180,000	\$ 180,000	\$ 1,624,987	Various
Total Special Projects	\$	198,300,000	\$ 202,058,565	\$ 3,938,565	\$ 180,000	\$ 36,645,399	
INTERCHANGE (I-20 / Broad River Road)	\$	52,500,000	\$ 52,500,000	\$ -	\$ -	\$ -	NS
DIRT ROAD PAVING	\$	45,000,000	\$ 45,000,000	\$ -	\$ -	\$ 9,703,350	Various
RESURFACING	\$	40,000,000	\$ 41,400,000	\$ 1,400,000	\$ -	\$ 13,735,499	Various
PROGRAM (traffic studies / plans / mitigation bank)	\$	1,559,844	\$ 9,545,236	\$ -	\$ (7,985,392)	\$ 9,545,236	-
TOTAL ROADWAY PROJECTS	\$	656,020,644	\$ 841,204,132	\$ 31,870,238	\$ (153,313,249)	\$ 148,367,933	
BIKE/PED/GREENWAY (Referendum Total = \$80.9M)							
GREENWAY PROJECTS							
Three Rivers Greenway Extension 1	\$	7,902,242	\$ 7,902,242	\$ -	\$ -	\$ 2,091,912	CO
Lincoln Tunnel Greenway	\$	892,739	\$ 1,513,822	\$ 323,680	\$ (297,403)	\$ 1,469,050	Complete
Gills Creek A (Lake Katherine to Congaree)	\$	2,246,160	\$ 2,246,160	\$ -	\$ -	\$ 155,047	PE
Smith/Rocky Branch C (Rocky Branch to Harden)	\$	901,122	\$ 901,122	\$ -	\$ -	\$ 1,795	NS
Gills Creek B (Wildcat Creek/Fort Jackson)	\$	2,785,897	\$ 2,785,897	\$ -	\$ -	\$ -	NS
Smith/Rocky Branch B (Clement Rd to Colonial Dr)	\$	1,415,316	\$ 1,415,316	\$ -	\$ -	\$ -	NS
Smith/Rocky Branch A (Three Rivers to Clement Rd)	\$	431,183	\$ 431,183	\$ -	\$ -	\$ -	NS
Gills Creek North C (Trenholm to Lake Katherine)	\$	344,667	\$ 344,667	\$ -	\$ -	\$ -	NS
Crane Creek A (Monticello Rd to Three Rivers)	\$	1,541,816	\$ 1,541,816	\$ -	\$ -	\$ -	NS
Crane Creek B (to Smith Branch)	\$	460,315	\$ 460,315	\$ -	\$ -	\$ -	NS
Columbia Mall Greenway	\$	648,456	\$ 648,456	\$ -	\$ -	\$ -	NS
Polo Road / Windsor Lake Boulevard Connector	\$	385,545	\$ 385,545	\$ -	\$ -	\$ -	NS
Woodbury / Old Leesburg Connector	\$	116,217	\$ 116,217	\$ -	\$ -	\$ -	NS
Crane Creek C (Crane Forest)	\$	793,908	\$ 793,908	\$ -	\$ -	\$ -	NS
Dutchman Boulevard Connector	\$	105,196	\$ 105,196	\$ -	\$ -	\$ -	NS
Total Greenway Projects	\$	20,970,779	\$ 21,591,862	\$ 323,680	\$ (297,403)	\$ 3,717,804	
BIKEWAY PROJECTS	\$	22,008,773	\$ 22,008,773	\$ -	\$ -	\$ 113,255	Various
SIDEWALK PROJECTS	\$	26,926,370	\$ 26,926,370	\$ 3,482,579	\$ 3,482,579	\$ 2,614,368	Various
PEDESTRIAN IMPROVEMENT PROJECTS	\$	2,836,080	\$ 1,133,694	\$ -	\$ 1,702,386	\$ 62,383	CO
Undesignated	\$	8,146,354	\$ -	\$ -	\$ 8,146,354	\$ -	-
TOTAL BIKE / PED / GREENWAY	\$	80,888,356	\$ 71,660,699	\$ 3,806,259	\$ 13,033,916	\$ 6,507,810	
OTHER PROGRAM COSTS	\$	333,091,000	\$ 333,091,000	\$ -	\$ -	\$ 129,395,431	
TOTAL PROGRAM	\$	1,070,000,000	\$ 1,245,955,831	\$ 35,676,497	\$ (140,279,333)	\$ 284,271,174	



CATEGORY / PROJECT	PHASE	VENDOR NAME / DESCRIPTION	AMOUNT
PROGRAM ADMINISTRATION			
Program Administration	County Transportation	Richland County	\$ 2,370,998.20
	County Transportation	Parker Poe Adams & Berstein	\$ 82,139.15
	County Transportation	McNair Law Firm, P.A.	\$ 374,754.52
	County Transportation	Malane S. Pike	\$ 74,825.00
	County Transportation	Davidson & Lindemann, P.A.	\$ 40,464.69
	County Transportation	Webster Rogers, LLP	\$ 13,133.75
	County OSBO/SLBE	Richland County	\$ 1,052,188.15
	PDT Operations	M.B. Kahn Construction Co.	\$ 2,168,175.75
	PDT Operations	Richland PDT, A Joint Venture	\$ 6,488,572.44
	CMRTA (COMET)	Central Midlands RTA (COMET)	\$ 66,324,597.49
	Bond Debt Service	Bond Debt Service	\$ 50,405,582.00
	Total		\$ 129,395,431.14
WIDENINGS			
Atlas Rd Widening	Planning and Delivery	Richland PDT, A Joint Venture	\$ 451,716.58
	Design	Cox & Dinkins, Inc.	\$ 1,630,186.15
	Design	CSX Transportation, Inc.	\$ 31,097.00
	Design	Richland PDT, A Joint Venture	\$ (34,746.88)
	Design	SC Department of Transportation	\$ 19,004.62
	Right-of-Way	Richland PDT, A Joint Venture	\$ 576,655.00
	Right-of-Way	Right of Way Property Owners	\$ 494,345.40
	CRM	Richland PDT, A Joint Venture	\$ 1,281,301.70
	Total		\$ 4,449,559.57
Bluff Rd Widening Ph. 1	Planning and Delivery	Richland PDT, A Joint Venture	\$ 625,871.77
	Design	Holt Consulting Company, LLC	\$ 63,445.77
	Design	Parrish & Partners, LLC	\$ 343,907.43
	Design	Richland PDT, A Joint Venture	\$ 1,583.45
	Design	SC Department of Transportation	\$ 7,234.72
	Right-of-Way	Richland PDT, A Joint Venture	\$ 42,565.00
	Right-of-Way	Right of Way Property Owners	\$ 109,895.00
	Right-of-Way	Willoughby & Hoefer, P.A.	\$ 110,862.78
	CRM	Richland PDT, A Joint Venture	\$ 295,537.09
	Utilities	CSX Transportation, Inc.	\$ 36,454.16
	Utilities	SCE&G	\$ 1,384,014.23
	Construction	Cherokee, Inc.	\$ 5,372,797.96
	CEI	Richland PDT, A Joint Venture	\$ 556,243.62
	Total		\$ 8,950,412.98
Bluff Rd Widening Ph. 2	Planning and Delivery	Richland PDT, A Joint Venture	\$ 332,210.03
	Design	Parrish & Partners, LLC	\$ 898,342.45
	Design	Richland PDT, A Joint Venture	\$ 531,541.65
	Design	SC Department of Transportation	\$ 12,689.87
	Right-of-Way	Richland PDT, A Joint Venture	\$ 4,500.00
	CRM	Richland PDT, A Joint Venture	\$ 89,554.65
	Total		\$ 1,868,838.65
Blythewood Rd Widening (Syrup Mill Road to I-77)	Planning and Delivery	Richland PDT, A Joint Venture	\$ 23,295.27
	Design	Parrish & Partners, LLC	\$ 129,353.59
	Design	Richland PDT, A Joint Venture	\$ 208,648.52
	Total		\$ 361,297.38
Blythewood Rd Improvements	Planning and Delivery	Richland PDT, A Joint Venture	\$ 2,648.56
	Total		\$ 2,648.56
Broad River Rd Widening	Planning and Delivery	Richland PDT, A Joint Venture	\$ 82,777.12
	Design	Richland PDT, A Joint Venture	\$ 673,222.90
	Design	SC Department of Transportation	\$ 668.48
	Total		\$ 756,668.50
Clemson Rd Widening	Planning and Delivery	Richland PDT, A Joint Venture	\$ 318,828.25
	Design	Holt Consulting Company, LLC	\$ 834,206.87
	Design	Holt Consulting Company, LLC	\$ 40,293.00
	Design	Richland PDT, A Joint Venture	\$ 329,312.28
	Design	SC Department of Transportation	\$ 14,454.12
	Right-of-Way	Richland PDT, A Joint Venture	\$ 114,165.00
	Right-of-Way	Right of Way Property Owners	\$ 412,440.00
	Right-of-Way	Willoughby & Hoefer, P.A.	\$ 10,642.54
	CRM	Richland PDT, A Joint Venture	\$ 1,066,773.03
	Total		\$ 3,141,115.09
Hardscrabble Rd Widening	Planning and Delivery	Richland PDT, A Joint Venture	\$ 404.80



CATEGORY / PROJECT	PHASE	VENDOR NAME / DESCRIPTION	AMOUNT
	Construction	SC Department of Transportation	\$ 18,159,466.00
	Total		\$ 18,159,870.80
Leesburg Road Widening	Planning and Delivery	Richland PDT, A Joint Venture	\$ 404.80
	Total		\$ 404.80
Lower Richland Blvd Widening	Planning and Delivery	Richland PDT, A Joint Venture	\$ 404.80
	Total		\$ 404.80
North Main Street (Phases IA2 & III; II & IV) Widening	Planning and Delivery	Richland PDT, A Joint Venture	\$ 1,752,565.86
	Design	Richland PDT, A Joint Venture	\$ 819,767.30
	Design	SC Department of Transportation	\$ 1,143.63
	Right-of-Way	Richland PDT, A Joint Venture	\$ 328,545.00
	Right-of-Way	Right of Way Property Owners	\$ 788,871.24
	Right-of-Way	Willoughby & Hoefer, P.A.	\$ 588,625.69
	CRM	Richland PDT, A Joint Venture	\$ 2,362,706.69
	Utilities	City of Columbia - Utility Relocation	\$ 5,510,780.37
	Construction	CSX Transportation, Inc.	\$ 305,108.00
	Construction	L-J, INC.	\$ 9,391,957.86
	CEI	Richland PDT, A Joint Venture	\$ 1,066,499.59
	Total		\$ 22,916,571.23
Pineview Rd Widening	Planning and Delivery	Richland PDT, A Joint Venture	\$ 192,703.74
	Design	Civil Engineering Consulting Services, Inc.	\$ 1,320,062.56
	Design	CSX Transportation, Inc.	\$ 32,549.00
	Design	Richland PDT, A Joint Venture	\$ 58,985.85
	Design	SC Department of Transportation	\$ 974.22
	Total		\$ 1,605,275.37
Polo Rd Widening	Planning and Delivery	Richland PDT, A Joint Venture	\$ 404.80
	Total		\$ 404.80
Shop Rd Widening	Planning and Delivery	Richland PDT, A Joint Venture	\$ 159,160.34
	Design	Mead & Hunt, Inc.	\$ 866,629.98
	Design	Richland PDT, A Joint Venture	\$ 741,669.99
	Design	SC Department of Transportation	\$ 3,820.37
	Total		\$ 1,771,280.68
Spears Creek Church Rd Widening	Planning and Delivery	Richland PDT, A Joint Venture	\$ 404.80
	Total		\$ 404.80
WIDENINGS TOTAL			\$ 63,985,158.01
SPECIAL			
Riverbanks Zoo Transportation-Related Projects 1	Planning and Delivery	Richland PDT, A Joint Venture	\$ 400,487.21
	Construction	Riverbanks Zoo & Garden	\$ 2,945,038.00
	Total		\$ 3,345,525.21
Shop Road Extension Phase 1	Planning and Delivery	Richland PDT, A Joint Venture	\$ 1,056,394.03
	Design	CDM Smith	\$ 663,363.13
	Design	Richland PDT, A Joint Venture	\$ 229.68
	Design	SC Department of Transportation	\$ 3,115.01
	Right-of-Way	Richland PDT, A Joint Venture	\$ 43,480.00
	Right-of-Way	Right of Way Property Owners	\$ 124,400.00
	Right-of-Way	Willoughby & Hoefer, P.A.	\$ 24,806.91
	CRM	Richland PDT, A Joint Venture	\$ 1,307,729.18
	Utilities	SCE&G	\$ 44,357.79
	Construction	McClam & Associates, LLC	\$ 7,958,198.16
	CEI	Richland PDT, A Joint Venture	\$ 1,180,588.80
	Total		\$ 12,406,662.69
Southeast Richland Neighborhood Improvements	Planning and Delivery	Richland PDT, A Joint Venture	\$ 81,346.35
	Design	M.B. Kahn Construction Co., Inc.	\$ 66,370.04
	Design	Richland PDT, A Joint Venture	\$ 455,000.00
	Design	SC Department of Transportation	\$ 3,294.98
	Right-of-Way	Richland PDT, A Joint Venture	\$ 72,730.00
	Right-of-Way	Right of Way Property Owners	\$ 161,300.00
	CRM	Richland PDT, A Joint Venture	\$ 225,990.00
	Total		\$ 1,066,031.37



CATEGORY / PROJECT	PHASE	VENDOR NAME / DESCRIPTION	AMOUNT
Innovista 1 - Greene Street Phase 1	Planning and Delivery	Richland PDT, A Joint Venture	\$ 2,459,542.00
	Design	USC Development Foundation	\$ 734,984.57
	CRM	Richland PDT, A Joint Venture	\$ 699,666.65
	Utilities	SCE&G	\$ 318,565.09
	Construction	LAD Corporation of West Columbia	\$ 12,892,351.81
	CEI	Richland PDT, A Joint Venture	\$ 1,010,629.60
	Total		
Innovista 2 - Greene Street Phase 2	Planning and Delivery	Richland PDT, A Joint Venture	\$ 104,418.00
	Design	Richland PDT, A Joint Venture	\$ 22,397.22
	Design	SC Department of Transportation	\$ 337.81
	Design	USC Development Foundation	\$ 991,478.57
	Right-of-Way	Richland PDT, A Joint Venture	\$ 24,840.00
	Right-of-Way	Willoughby & Hoefer, P.A.	\$ 9,012.85
	Total		
Broad River Neighborhood Improvements	Planning and Delivery	Richland PDT, A Joint Venture	\$ 49,564.14
	Design	Parrish & Partners, LLC	\$ 24,863.24
	Design	Parrish & Partners, LLC (service order #4)	\$ 193,975.40
	Right-of-Way	Richland PDT, A Joint Venture	\$ 3,360.00
	CRM	Richland PDT, A Joint Venture	\$ 72,315.00
Total			\$ 344,077.78
Decker Boulevard Neighborhood Improvements	Planning and Delivery	Richland PDT, A Joint Venture	\$ 14,660.35
	Design	Holt Consulting Company, LLC	\$ 84,283.00
	Total		\$ 98,943.35
Candlewood Neighborhood Improvements	Planning and Delivery	Richland PDT, A Joint Venture	\$ 4,365.30
	Design	Civil Engineering Consulting Services, Inc.	\$ 65,630.05
	Design	Civil Engineering Consulting Services, Inc.	\$ 23,226.35
	CRM	Richland PDT, A Joint Venture	\$ 22,713.06
	Total		\$ 115,934.76
SPECIAL TOTAL			\$ 36,645,399.33
INTERSECTION IMPROVEMENTS			
Broad River Rd. and Rushmore Rd. Intersection	Planning and Delivery	Richland PDT, A Joint Venture	\$ 154,091.53
	Design	M.B. Kahn Construction Co., Inc.	\$ 31,489.56
	Design	SC Department of Transportation	\$ 2,309.18
	CRM	Richland PDT, A Joint Venture	\$ 40,500.00
	Design-Build	C.R. Jackson, Inc.	\$ 879,200.00
	Design-Build	M.B. Kahn Construction Co., Inc.	\$ 29,125.00
	CEI	Richland PDT, A Joint Venture	\$ 58,500.00
	Total		\$ 1,195,215.27
Bull St. and Elmwood Ave. Intersection	Planning and Delivery	Richland PDT, A Joint Venture	\$ 404.80
	Total		\$ 404.80
Clemson Rd. and Rhame Rd./North Springs Rd. Intersection	Planning and Delivery	Richland PDT, A Joint Venture	\$ 253,641.49
	Design	M.B. Kahn Construction Co., Inc.	\$ 42,748.71
	Design	SC Department of Transportation	\$ 2,714.70
	Right-of-Way	Willoughby & Hoefer, P.A.	\$ 132,726.90
	CRM	Richland PDT, A Joint Venture	\$ 63,000.00
	Utilities	SCE&G	\$ 158,421.12
	Design-Build	C.R. Jackson, Inc.	\$ 2,446,787.00
	Design-Build	M.B. Kahn Construction Co., Inc.	\$ 15,037.50
	CEI	Richland PDT, A Joint Venture	\$ 91,000.00
	Total		\$ 3,206,077.42
Clemson Rd. and Sparkleberry Ln. Intersection	Planning and Delivery	Richland PDT, A Joint Venture	\$ 39,238.17
	Design	Cox & Dinkins, Inc.	\$ 105,119.50
	Design	Richland PDT, A Joint Venture	\$ 167,888.85
	Design	SC Department of Transportation	\$ 535.92
	Right-of-Way	Richland PDT, A Joint Venture	\$ 11,145.00
	Right-of-Way	Right of Way Property Owners	\$ 3,150,000.00
	Right-of-Way	Willoughby & Hoefer, P.A.	\$ 9,012.85
	Total		\$ 3,482,940.29



CATEGORY / PROJECT	PHASE	VENDOR NAME / DESCRIPTION	AMOUNT
Farrow Rd. and Pisgah Church Rd. Intersection	Planning and Delivery	Richland PDT, A Joint Venture	\$ 144,771.01
	Design	M.B. Kahn Construction Co., Inc.	\$ 53,345.56
	Design	SC Department of Transportation	\$ 3,808.33
	Right-of-Way	Willoughby & Hoefer, P.A.	\$ 30,646.36
	CRM	Richland PDT, A Joint Venture	\$ 108,000.00
	Utilities	SCE&G	\$ 7,883.56
	Design-Build	C.R. Jackson, Inc.	\$ 560,500.00
	Design-Build	M.B. Kahn Construction Co., Inc.	\$ 29,125.00
	Total		
Gamers Ferry Rd. and Harmon Rd. Intersection	Planning and Delivery	Richland PDT, A Joint Venture	\$ 5,931.50
	Design	Cox & Dinkins, Inc.	\$ 98,980.43
	Design	Richland PDT, A Joint Venture	\$ 5,000.00
	Total		
Hardscrabble Rd./Kelly Mill Rd./Rimer Pond Rd. Intersection	Planning and Delivery	Richland PDT, A Joint Venture	\$ 404.80
	Total		
Kennerly Rd. and Coogler Rd./Steeple Ridge Rd. Intersection	Planning and Delivery	Richland PDT, A Joint Venture	\$ 261,246.09
	Design	M.B. Kahn Construction Co., Inc.	\$ 47,920.51
	Design	SC Department of Transportation	\$ 3,273.55
	Right-of-Way	Willoughby & Hoefer, P.A.	\$ 58,871.08
	CRM	Richland PDT, A Joint Venture	\$ 63,000.00
	Design-Build	C.R. Jackson, Inc.	\$ 1,893,218.50
	Design-Build	M.B. Kahn Construction Co., Inc.	\$ 29,125.00
	CEI	Richland PDT, A Joint Venture	\$ 91,000.00
	Total		
North Main St. and Monticello Rd. Intersection	Planning and Delivery	Richland PDT, A Joint Venture	\$ 404.80
	Total		
North Springs Rd. and Harrington Rd. Intersection	Planning and Delivery	Richland PDT, A Joint Venture	\$ 13,464.33
	Design	Cox & Dinkins, Inc.	\$ 91,537.57
	Design	M.B. Kahn Construction Co., Inc.	\$ 2,385.58
	Design	Richland PDT, A Joint Venture	\$ 5,000.00
	Construction	M.B. Kahn Construction Co., Inc.	\$ 14,087.50
	Total		
North Springs Rd. and Risdon Way Intersection	Planning and Delivery	Richland PDT, A Joint Venture	\$ 199,490.58
	Design	M.B. Kahn Construction Co., Inc.	\$ 32,072.06
	Design	SC Department of Transportation	\$ 4,235.53
	CRM	Richland PDT, A Joint Venture	\$ 40,500.00
	Design-Build	C.R. Jackson, Inc.	\$ 1,377,240.00
	Design-Build	M.B. Kahn Construction Co., Inc.	\$ 29,125.00
	CEI	Richland PDT, A Joint Venture	\$ 58,500.00
Total			\$ 1,741,163.17
Screaming Eagle Rd. and Percival Rd. Intersection	Planning and Delivery	Richland PDT, A Joint Venture	\$ 8,900.78
	Design	Cox & Dinkins, Inc.	\$ 119,550.33
	Design	Richland PDT, A Joint Venture	\$ 5,000.00
	Total		
Summit Pkwy and Summit Ridge Rd. Intersection	Planning and Delivery	Richland PDT, A Joint Venture	\$ 189,779.21
	Design	M.B. Kahn Construction Co., Inc.	\$ 25,288.02
	CRM	Richland PDT, A Joint Venture	\$ 31,500.00
	Design-Build	C.R. Jackson, Inc.	\$ 1,049,104.94
	Design-Build	M.B. Kahn Construction Co., Inc.	\$ 29,125.00
	CEI	Richland PDT, A Joint Venture	\$ 45,500.00
Total			\$ 1,370,297.17
Wilson Blvd. and Killian Rd. Intersection	Planning and Delivery	Richland PDT, A Joint Venture	\$ 404.80
	Total		
Wilson Blvd. and Pisgah Church Rd. Intersection	Planning and Delivery	Richland PDT, A Joint Venture	\$ 404.81
	Total		
INTERSECTION IMPROVEMENTS TOTAL			\$ 14,753,289.90
RESURFACING			
Resurfacing Projects Program	Planning and Delivery	Richland PDT, A Joint Venture	\$ 262,080.67
	Design	M.B. Kahn Construction Co., Inc.	\$ 18,400.00
	Design	Richland PDT, A Joint Venture	\$ 847,230.00
	Total		
2014 Resurfacing Package "A"	Planning and Delivery	Richland PDT, A Joint Venture	\$ 354,688.15



CATEGORY / PROJECT	PHASE	VENDOR NAME / DESCRIPTION	AMOUNT
	Design	Richland PDT, A Joint Venture	\$ (12,406.42)
	Construction	Sloan Construction Company	\$ 966,171.65
	CEI	Richland PDT, A Joint Venture	\$ 67,269.58
	Total		\$ 1,375,722.96
2014 Resurfacing Package "B"	Planning and Delivery	Richland PDT, A Joint Venture	\$ 399,654.09
	Design	Richland PDT, A Joint Venture	\$ (14,680.96)
	Construction	Sloan Construction Company	\$ 1,204,393.90
	CEI	Richland PDT, A Joint Venture	\$ 83,044.35
	Total		\$ 1,672,411.38
2014 Resurfacing Package "C"	Planning and Delivery	Richland PDT, A Joint Venture	\$ 237,793.19
	Design	Richland PDT, A Joint Venture	\$ (15,880.88)
	Construction	Carolina Bridge Company, Inc.	\$ 1,182,876.63
	CEI	Richland PDT, A Joint Venture	\$ 82,072.38
	Total		\$ 1,486,861.32
2016 Resurfacing Package "H"	Planning and Delivery	Richland PDT, A Joint Venture	\$ 408,771.43
	Construction	The Lane Construction Corporation	\$ 4,433,827.01
	CEI	Richland PDT, A Joint Venture	\$ 485,271.11
	Total		\$ 5,327,869.55
2016 Resurfacing Package "I"	Planning and Delivery	Richland PDT, A Joint Venture	\$ 8,419.38
	Construction	LCI Lineberger Construction	\$ 822,926.01
	CEI	Richland PDT, A Joint Venture	\$ 65,666.09
	Total		\$ 897,011.48
2016 Resurfacing Package "J"	Planning and Delivery	Richland PDT, A Joint Venture	\$ 5,329.32
	Construction	LCI Lineberger Construction	\$ 434,672.83
	CEI	Richland PDT, A Joint Venture	\$ 41,565.43
	Total		\$ 481,567.58
2016 Resurfacing Package "K"	Planning and Delivery	Richland PDT, A Joint Venture	\$ 4,816.89
	Construction	LCI Lineberger Construction	\$ 460,472.72
	CEI	Richland PDT, A Joint Venture	\$ 37,568.78
	Total		\$ 502,858.39
2016 Resurfacing Package "M"	Planning and Delivery	Richland PDT, A Joint Venture	\$ 30,465.78
	CEI	Richland PDT, A Joint Venture	\$ 59,403.64
	Total		\$ 89,869.42
Transportation Improvement Contract - Resurfacing	Planning and Delivery	Richland PDT, A Joint Venture	\$ 21,447.54
	CEI	Richland PDT, A Joint Venture	\$ 43,595.06
	Construction	Palmetto Corp. of Conway	\$ 242,494.16
	Total		\$ 307,536.76
Pavement Management System	Planning and Delivery	Richland PDT, A Joint Venture	\$ 123,079.92
	Design	Richland PDT, A Joint Venture	\$ 343,000.00
	Total		\$ 466,079.92
RESURFACING TOTAL			\$ 13,735,499.43
DIRT ROAD PAVING			
Dirt Road Paving Program Management	Program Management	Dennis Corp	\$ 301,731.22
	Program Management	Dennis Corp	\$ 3,210,509.24
	Planning and Delivery	Richland PDT, A Joint Venture	\$ 618,556.52
	Design	Mead & Hunt	\$ 435,536.62
	Design	Richland PDT, A Joint Venture	\$ 21,734.92
	Right-of-Way	Mead & Hunt	\$ 81,231.00
	Construction	3M Traffic Safety Systems	\$ 14,300.00
	Total		\$ 4,683,599.52
2014 Dirt Road Paving Package "B"	Planning and Delivery	Richland PDT, A Joint Venture	\$ 126,180.40
	Construction	Lane Construction	\$ 1,066,720.61
	Total		\$ 1,192,901.01
2014 Dirt Road Paving Package "C"	Planning and Delivery	Richland PDT, A Joint Venture	\$ 267,014.05
	Right-of-Way	Willoughby & Hoefer, P.A.	\$ 23,012.45
	Utilities	Mid-Carolina Electric Cooperative, Inc.	\$ 8,852.38
	Construction	Eagle Construction	\$ 1,079,265.46
	Total		\$ 1,378,144.34
2014 Dirt Road Paving Package "D"	Planning and Delivery	Richland PDT, A Joint Venture	\$ 262,954.31
	Construction	Lane Construction	\$ 736,682.74



CATEGORY / PROJECT	PHASE	VENDOR NAME / DESCRIPTION	AMOUNT
	Construction	M.B. Kahn Construction Co., Inc.	\$ 45,380.00
	Total		\$ 1,045,017.05
2014 Dirt Road Paving Package "E"	Planning and Delivery	Richland PDT, A Joint Venture	\$ 132,387.51
	Design	M.B. Kahn Construction Co., Inc.	\$ 5,000.00
	Construction	C.R. Jackson	\$ 494,521.47
	Construction	M.B. Kahn Construction Co., Inc.	\$ 44,170.00
	Total		\$ 676,078.98
Dirt Road Package "F" Jouster Street	Planning and Delivery	Richland PDT, A Joint Venture	\$ 22,264.41
	CRM	Richland PDT, A Joint Venture	\$ 9,610.00
	CEI	Richland PDT, A Joint Venture	\$ 8,329.84
	Construction	Armstrong Contractors, LLC	\$ 127,504.16
	Total		\$ 167,708.41
Transportation Improvement Contract - Dirt Road	Planning and Delivery	Richland PDT, A Joint Venture	\$ 14,166.56
	CRM	Richland PDT, A Joint Venture	\$ 90,242.88
	Construction	Palmetto Corp. of Conway	\$ 368,591.07
	CEI	Richland PDT, A Joint Venture	\$ 86,900.58
	Total		\$ 559,901.09
DIRT ROAD PAVING TOTAL			\$ 9,703,350.40
MITIGATION BANK			
Mitigation Bank	Mitigation Bank	Richland PDT, A Joint Venture	\$ 169,040.50
	Mitigation Bank	First American	\$ 6,673,654.42
	Mitigation Bank	Mill Creek Mitigation Holdings	\$ 2,702,541.00
	Total		\$ 9,545,235.92
MITIGATION BANK TOTAL			\$ 9,545,235.92
GREENWAYS			
Gills Creek A Greenway (Lake Katherine to Bluff Road)	Planning and Delivery	Richland PDT, A Joint Venture	\$ 16,144.10
	Design	Holt Consulting Company, LLC	\$ 138,174.25
	Design	Richland PDT, A Joint Venture	\$ 728.83
	Total		\$ 155,047.18
Lincoln Tunnel Greenway	Planning and Delivery	Richland PDT, A Joint Venture	\$ 199,927.07
	Design	Richland PDT, A Joint Venture	\$ (41,467.48)
	CRM	Richland PDT, A Joint Venture	\$ 40,185.00
	Construction	AOS Specialty Contractors, Inc.	\$ 1,163,380.96
	CEI	Richland PDT, A Joint Venture	\$ 107,024.23
	Total		\$ 1,469,049.78
Smith/Rocky Branch Greenway C (Downtown to Granby Park)	Planning and Delivery	Richland PDT, A Joint Venture	\$ 1,795.02
	Total		\$ 1,795.02
Three Rivers Greenway Extension	Planning and Delivery	Richland PDT, A Joint Venture	\$ 110,253.72
	Design	Kenneth B. Simmons Associates, LLC	\$ 99,194.00
	Design	Richland PDT, A Joint Venture	\$ (9,494.34)
	Right-of-Way	Richland PDT, A Joint Venture	\$ 10,340.00
	Right-of-Way	Right of Way Property Owners	\$ 40,000.00
	CRM	Richland PDT, A Joint Venture	\$ 337,742.43
	Construction	AOS Specialty Contractors, Inc.	\$ 1,319,114.60
	Construction	Kenneth B. Simmons Associates, LLC	\$ 22,145.16
	CEI	Richland PDT, A Joint Venture	\$ 162,616.72
	Total		\$ 2,091,912.29
GREENWAYS TOTAL			\$ 3,717,804.27
SIDEWALKS			
Alpine Rd Sidewalk (Two Notch Rd to Percival Rd)	Planning and Delivery	Richland PDT, A Joint Venture	\$ 6,608.26
	Total		\$ 6,608.26
Harrison Road Sidewalk (Two Notch Rd to Forest Dr)	Planning and Delivery	Richland PDT, A Joint Venture	\$ 12,296.62
	Right-of-Way	Richland PDT, A Joint Venture	\$ 63,655.00
	Right-of-Way	Right of Way Property Owners	\$ 12,400.00
	CRM	Richland PDT, A Joint Venture	\$ 50,713.11
	Total		\$ 139,064.73
Percival Road Sidewalk (Forest Dr to Decker Blvd)	Planning and Delivery	Richland PDT, A Joint Venture	\$ 22,225.31
	Design	Holt Consulting Company, LLC	\$ 120,289.00
	Design	Holt Consulting Company, LLC	\$ 87,978.30
	Total		\$ 230,492.61
Polo Rd Sidewalk (Mallet Hill Rd to Alpine Rd)	Planning and Delivery	Richland PDT, A Joint Venture	\$ 8,784.09
	Right-of-Way	Richland PDT, A Joint Venture	\$ 15,920.00



CATEGORY / PROJECT	PHASE	VENDOR NAME / DESCRIPTION	AMOUNT
	Total		\$ 24,704.09
Sunset Sidewalk (Elmhurst Road to River Drive)	Planning and Delivery	Richland PDT, A Joint Venture	\$ 10,160.63
	Design	Mead & Hunt, Inc.	\$ 165,552.65
	Total		\$ 175,713.28
2015 PDT Sidewalk Projects	Planning and Delivery	Richland PDT, A Joint Venture	\$ 49,598.06
	Design	Richland PDT, A Joint Venture	\$ 60,300.95
	Right-of-Way	Richland PDT, A Joint Venture	\$ 2,580.00
	CRM	Richland PDT, A Joint Venture	\$ 114,429.57
	Total		\$ 226,908.58
2015 Sidewalk Package "S1"	Planning and Delivery	Richland PDT, A Joint Venture	\$ 14,577.19
	Construction	Armstrong Contractors, LLC	\$ 98,548.72
	Total		\$ 113,125.91
2015 Sidewalk Package "S2"	Planning and Delivery	Richland PDT, A Joint Venture	\$ 16,519.77
	CRM	Richland PDT, A Joint Venture	\$ 3,536.78
	Construction	C.B.D., Inc.	\$ 148,257.32
	Total		\$ 168,313.87
2015 Sidewalk Package "S3"	Planning and Delivery	Richland PDT, A Joint Venture	\$ 22,147.44
	Construction	Orion Construction Company	\$ 224,522.10
	CEI	Richland PDT, A Joint Venture	\$ 2,428.89
	Total		\$ 249,098.43
2015 OET Sidewalk Projects	Planning and Delivery	Richland PDT, A Joint Venture	\$ 88,870.92
	Design	Mead & Hunt, Inc.	\$ 790,095.77
	Design	SC Department of Transportation	\$ 4,523.42
	Total		\$ 883,490.11
2015 Sidewalk Package "S4"	Planning and Delivery	Richland PDT, A Joint Venture	\$ 7,730.44
	Construction	Orion Construction Company	\$ 69,797.69
	Total		\$ 77,528.13
2015 Sidewalk Package "S5"	Planning and Delivery	Richland PDT, A Joint Venture	\$ 9,652.42
	Construction	Armstrong Contractors	\$ 103,733.60
	CEI	Richland PDT, A Joint Venture	\$ 10,864.50
	Total		\$ 124,250.52
Sidewalk Package "S6"	Planning and Delivery	Richland PDT, A Joint Venture	\$ 4,918.62
	Right-of-Way	Richland PDT, A Joint Venture	\$ 4,050.00
	CRM	Richland PDT, A Joint Venture	\$ 44,202.10
	Utilities	SCE&G	\$ 3,382.83
	Total		\$ 56,553.55
2016 PDT Sidewalks	Planning and Delivery	Richland PDT, A Joint Venture	\$ 4,418.93
	Design	Richland PDT, A Joint Venture	\$ 58,480.78
	Right-of-Way	Richland PDT, A Joint Venture	\$ 4,050.00
	CRM	Richland PDT, A Joint Venture	\$ 6,864.63
	Total		\$ 73,814.34
Transportation Improvement Contract - Sidewalk	Planning and Delivery	Richland PDT, A Joint Venture	\$ 400.87
	CRM	Richland PDT, A Joint Venture	\$ 2,553.60
	Construction	Palmetto Corp. of Conway	\$ 56,828.92
	CEI	Richland PDT, A Joint Venture	\$ 4,918.05
	Total		\$ 64,701.44
SIDEWALKS TOTAL			\$ 2,614,367.85
BIKEWAYS			
Fort Jackson Blvd Bikeways (Devine St to Newell Rd)	Planning and Delivery	Richland PDT, A Joint Venture	\$ 3,363.17
	Design	Holt Consulting Company, LLC	\$ 39,854.50
	Total		\$ 43,217.67
2015 Bikeway Projects	Planning and Delivery	Richland PDT, A Joint Venture	\$ 28,497.28
	Design	Richland PDT, A Joint Venture	\$ 9,978.80
	CRM	Richland PDT, A Joint Venture	\$ 31,561.25
	Total		\$ 70,037.33
BIKEWAYS TOTAL			\$ 113,255.00
PEDESTRIAN IMPROVEMENT PROJECTS			
Pedestrian Improvement Projects Planning	Planning and Delivery	Richland PDT, A Joint Venture	\$ 25,444.28



CATEGORY / PROJECT	PHASE	VENDOR NAME / DESCRIPTION	AMOUNT	
	CRM	Richland PDT, A Joint Venture	\$	36,938.67
	Total		\$	62,382.95
PEDESTRIAN IMPROVEMENT PROJECTS TOTAL			\$	62,382.95
GRAND TOTAL			\$	284,271,174.20



FROM: Ann D. August, Interim Executive Director
TO: Transportation Penny Advisory Committee
RE: The COMET Updates for March 2018 - TPAC Meeting
DATE: March 23, 2018

The COMET provides the following updates for the TPAC review:

As previously mentioned the COMET Board of Directors adopted and approved a funding policy based upon 187,650 annual operating hours per year. This represents a reduction of 2% of our current annual operating hours of 192,000. If this is approved by the Board of Directors it will allow the COMET to expand its services in the Northeast and Northwest areas of the City/County. This would include services to Killian Road Walmart, as well as service to the Parkridge Hospital.

During the February Board Meeting the Board approved the Staff to hold public meetings and a public hearing regarding the proposed route changes.

Public meetings have been and are being held in several different areas of the City and County including the Transit Center. Meetings have also been held with Palmetto Health, Columbia Housing Authority and the Columbia City Council during their work session. Information was forwarded to several Church Associations to be disseminated among the churches. Information of the meetings are posted on the buses, website and via other social media.

New Fast fare Fareboxes were install between February 28th and March 3rd. We have had some difficulty with the new fareboxes and is currently working out the concerns with the manufacturer. It created a concern for receiving out ridership data in a timely manner.

The Service Report will have to be handed out at the meeting.

NOTICE OF PUBLIC HEARING

REGARDING THE COMET’S PROPOSED May 2018 Service Changes across the service area including the Northeast, Southeast, Lexington Routes

The COMET is required to reduce the number of service hours by 4,900, which equals 2% of our overall hours; to stay within our budget for the 2019 fiscal year and beyond. We will be restructuring service in the northwest (St. Andrews & Harbison) and adding service to the northeast (Killian Road). These changes will impact nearly every route within the system. Most routes will see only slight schedule changes, but several will also have a route change. All are welcome to attend the following public meetings to be informed:

Public Meetings:

Transit Center 1780 Sumter St. Columbia, SC 29201 Monday, March 19th 5pm – 7pm	North Main Library 5306 N. Main St. Columbia, SC 29203 Thursday, April 5th 6pm – 8pm	Sandhill Library 763 Fashion Dr. Columbia, SC 29229 Tuesday, March 27th 5pm – 7pm	Eastover Library 608 Main St. Eastover, SC 29204 Tuesday, April 10 5:30pm – 7pm	Main Library 1431 Assembly St. Columbia, SC 29201 Saturday, April 14 10am – 12pm
--	---	---	---	--

The forums listed above will be held to present a proposal for service reduction and other route changes in May 2018. Please see the attached handout for details about the service changes.

All meetings will be held in a drop-in format with staff on hand to explain and discuss the recommendations and receive customer input.

The COMET held its first Media Roundtable to discuss how to best disseminate information to the Media. It was a great success. We also learned its best not to have any events in the afternoon if media coverage is expected.

The Board will make the announcement the Board Meeting on 3/28 re: the new Executive Director. They will also vote regarding the services changes as well.

The New Bus with the Purple Heart Bus is back in operation. The previous bus was damaged in an accident back in early May of 2017.



The COMET received the American Public Transit Association (APTA) AdWheel Category 1 for Marketing and Communications of the "Soda Cap" Service.

Several members of the COMET Staff won Awards at the State Transit Conference for the following: Urban System Innovation and Creativity Award of the Soda Cap Program (Sam Scheib); Urban System Best Support Manager – Savings of \$22,000 in re: Finance Consultant (Roslyn Andrews); and Urban System Making a Difference Award re: Emergency Management working with the municipalities and the State (Missey Lawlor). The COMET also competed against our transit peers in the state and placed in all of the Bus Roadeo Categories at the State Transit Conference (See attached). The Conference was held in Myrtle Beach.

The COMET recognized Mr. Julius Williams, who was the originator of the COMET Brand Name.



The COMET 2018 State Bus /Maintenance Roadeo Winners



2018 3rd Place Maintenance State Roadeo Winners

2018 3rd Place 35ft Bus State Roadeo Winner

2018 2nd Place 35 Ft. Bus State Roadeo Winner



2018 3rd Place 40 Ft. Bus State Roadeo Winner

2018 2nd Place 40 Ft. Bus State Roadeo Winner

2018 1st Place Paratransit State Roadeo Winner





AdWheel AWARDS 2018



AMERICAN
PUBLIC
TRANSPORTATION
ASSOCIATION



Central Midlands Regional Transit Authority
Balance Sheet
As of February 28, 2018

Assets

Current Assets

Petty Cash	300.00	
Cash-Operating (WELLS FARGO)	7,722,203.47	
Cash (SC Community Bank)	2,173,121.77	
Capital Reserve Funding (SCCB)	2,639,983.48	
Accts Receivable- Local Gov't	14,148.93	
Accts Receivable-Ticket Sales	6,428.00	
Accts Receivable -Fairbox Revenue	25,706.00	
Accts Receivable - Due from other gov't	2,533,064.19	
Accts Receivable - Deferred 1% Sales Tax	5,042,649.38	
Accts Receivable - OPT Rural 5311	54,522.00	
Accts Receivable - SMTF	-	
Accts Receivable - 1% Sales Tax Est. Revenue	5,208,978.45	
Accts Receivable - Interest Revenue Earned	19,566.74	
Inventory	32,014.84	
Prepaid Insurance	77,576.79	
Prepaid Expenses	124,269.72	
Total Current Assets:		\$ 25,674,534

Fixed Assets

Land	1,742,521.78	
Building	13,994,267.99	
DART Vehicles	2,776,924.20	
Buses	25,444,320.34	
Automobiles	111,114.82	
Equipment	4,725,504.94	
Furniture & Fixtures	222,902.50	
Accumulated Depr.- Furniture & Fixtures	(136,878.37)	
Accumulated Depr.- Equipment	(2,781,669.47)	
Accumulated Depr. - Buildings	(5,525,711.57)	
Accumulated Depr. - Vehicles	(12,008,096.20)	
Total Fixed Assets:		\$ 28,565,201

Deferred Outflows of Resources

Deferred Outflows on Pensions	374,990.00	
Total Deferred Outflows of Resources:		\$ 374,990

Total Assets:		\$ 54,614,725

Central Midlands Regional Transit Authority
Balance Sheet
As of February 28, 2018

Liabilities

Current Liabilities

Accounts Payable	1,420,562.69	
State Unemployment Tax Payable	3,511.59	
State Health-Employee	(1,762.92)	
Dental-Employee:	(20.58)	
Dental Plus-Employee:	(349.66)	
Optional Life	(49.71)	
Dependent Life-Employee	5.22	
Supplemental LTD	(1.42)	
Optional Life Pretax	(40.20)	
State Tobacco Prem	20.00	
State Vision Plan	(82.53)	
MoneyPlus Admin-Employee	11.88	
Colonial Life Supplemental	(217.89)	
Accrued Annual Leave	18,138.96	
Credit Card Clearing	-	
Total Current Liabilities	-	\$ 1,439,725

Long Term Liabilities

OPT-SMTF Deferred Revenue	147,514.00	
Total Long-Term Liabilities:	147,514.00	\$ 147,514

Deferred Inflows of Resources

Deferred Inflows on Pensions	2,263.00	
Total Deferred Inflows of Resources:	2,263.00	\$ 2,263

Net Position Liability

Net Position Liability	1,610,533.00	
Total Net Position Liability:	1,610,533.00	\$ 1,610,533
Total Liabilities:		\$ 3,200,035

Fund Balance

Fund Balance	44,849,342.82	
Net Assets-Current Year	5,481,138.72	
Fund Balance: Restricted for Vehicle	224,808.00	
Prior Period Adjustment	77,858.75	
Prior Period Adjustment Grant #210	1,400,156.00	
Prior Period Adjustment Restricted Cash	(618,615.00)	
Total Fund Balance:	51,414,689.32	\$ 51,414,689

Total Liabilities & Fund Balance:	\$ 54,614,725
--	----------------------

Central Midlands Regional Transit Authority
Statement of Income vs Budget
Period Ended February 28, 2018

	<i>Actual PTD</i> <i>2/28/2018</i>	<i>Actual</i> <i>YTD</i>	<i>Budgeted \$ YTD</i> <i>2/28/2018</i>	<i>\$ - Var</i> <i>Budget</i>	<i>PY PTD</i> <i>2/28/2017</i>	<i>PTD</i> <i>Actual vs PY</i>	<i>PY YTD</i> <i>2/28/2017</i>	<i>YTD</i> <i>Actual vs PY</i>
Revenue:								
Passenger Revenue	129,400.98	1,400,030.18	1,519,182.00	119,151.82	127,977.59	1,423.39	1,376,081.73	23,948.45
Advertising Revenue	1,014.25	40,586.11	6,666.64	(33,919.47)	663.75	350.50	43,374.24	(2,788.13)
In Kind Revenue	-	60,000.00	60,000.00	-	-	-	-	60,000.00
Contracted Services Revenue	-	70,842.88	-	(70,842.88)	-	-	-	70,842.88
Local Revenue - Lexington Cty	14,148.93	122,036.43	120,000.00	(2,036.43)	14,209.10	(60.17)	118,051.92	3,984.51
Interest Income	249.94	2,155.72	20,000.00	17,844.28	242.92	7.02	10,492.64	(8,336.92)
1% Sales Taxes Revenue Earned	2,117,516.21	11,847,512.00	12,095,403.36	247,891.36	1,398,295.00	719,221.21	12,636,978.10	(789,466.10)
OPT/SMTF 5339	-	-	325,851.36	325,851.36	-	-	-	-
OPT Rural Program 5311 Revenue	-	-	56,626.00	56,626.00	-	-	-	-
Federal Revenue - Capital: Non Prev Maint	117,913.00	463,923.00	1,651,584.00	1,187,661.00	-	117,913.00	-	463,923.00
Federal Revenue - Capital: Prev. Maint	-	87,365.00	666,666.64	579,301.64	-	-	-	87,365.00
Federal Revenue - CapX Fleet Procurement	1,493,475.00	5,679,207.00	-	(5,679,207.00)	-	1,493,475.00	-	5,679,207.00
Federal Revenue - Salaried Positions	-	19,125.00	16,426.64	(2,698.36)	14,729.00	(14,729.00)	32,525.00	(13,400.00)
Miscellaneous Income	-	542.46	1,000.00	457.54	-	-	2,547.50	(2,005.04)
Total Revenue	\$ 3,873,718.31	\$ 19,793,325.78	\$ 16,539,406.64	\$ (3,253,919.14)	\$ 1,556,117.36	\$ 2,317,600.95	\$ 14,220,051.13	\$ 5,573,274.65
Gross Revenue	\$ 3,873,718.31	\$ 19,793,325.78	\$ 16,539,406.64	\$ (3,253,919.14)	\$ 1,556,117.36	\$ 2,317,600.95	\$ 14,220,051.13	\$ 5,573,274.65
Expenses:								
Salaries	61,226.07	424,187.56	574,222.00	150,034.44	59,475.34	1,750.73	474,805.04	(50,617.48)
Fringe Benefits	22,422.59	140,641.22	172,266.64	31,625.42	18,560.65	3,861.94	149,181.77	(8,540.55)
Vehicle Allowance	-	-	2,400.00	2,400.00	300.00	(300.00)	2,700.00	(2,700.00)
Dues/Subscriptions/Memberships	-	2,593.50	20,000.00	17,406.50	(150.00)	150.00	21,684.00	(19,090.50)
Employee Training	3,888.74	47,420.98	33,333.36	(14,087.62)	746.60	3,142.14	20,131.60	27,289.38
Marketing/Advertising/Promotional Material	7,670.50	45,018.62	40,000.00	(5,018.62)	14,828.56	(7,158.06)	79,793.49	(34,774.87)
Office Supplies	1,184.23	8,245.32	6,666.64	(1,578.68)	479.23	705.00	6,759.25	1,486.07
Postage & Shipping	-	1,675.30	2,000.00	324.70	278.64	(278.64)	1,395.09	280.21
Printing	(8,447.81)	10,832.96	6,666.64	(4,166.32)	-	(8,447.81)	6,229.79	4,603.17
Board/Committee	308.75	3,660.01	-	(3,660.01)	-	308.75	-	3,660.01
Admin-Miscellaneous	783.74	8,604.21	10,000.00	1,395.79	-	783.74	2,097.53	6,506.68
Contractor-Fixed Route	947,024.43	7,893,584.86	7,852,552.00	(41,032.86)	874,623.49	72,400.94	7,512,269.48	381,315.38
Contractor-DART	164,121.10	1,352,781.60	1,760,318.64	407,537.04	234,813.58	(70,692.48)	1,506,161.09	(153,379.49)
5311 Rural Expenses	-	-	56,626.00	56,626.00	-	-	-	-
Propane	58,028.04	413,959.40	417,845.36	3,885.96	37,521.54	20,506.50	262,313.52	151,645.88
Vehicle Fuel	50,415.55	566,689.34	539,048.00	(27,641.34)	72,072.39	(21,656.84)	572,554.05	(5,864.71)
Insurance - Vehicle	7,746.86	46,481.16	30,000.00	(16,481.16)	892.35	6,854.51	22,425.76	24,055.40
Insurance - Facility	1,072.66	6,435.96	8,666.64	2,230.68	-	1,072.66	6,345.05	90.91
Insurance-Tort Liability	1,102.90	7,599.24	5,333.36	(2,265.88)	-	1,102.90	3,483.98	4,115.26
Insurance-Officers & Directors	438.00	2,628.00	4,000.00	1,372.00	-	438.00	2,593.50	34.50
Professional Contract Services	21,655.00	416,997.49	377,000.00	(39,997.49)	12,822.16	8,832.84	256,343.64	160,653.85
Fare Collection Service & Supplies	3,352.13	53,595.06	46,666.64	(6,928.42)	6,200.57	(2,848.44)	52,170.32	1,424.74
Tickets & Transfers	255.96	10,471.88	40,000.00	29,528.12	1,035.01	(779.05)	22,406.96	(11,935.08)
Natural Gas	1,350.12	6,086.09	5,333.36	(752.73)	2,052.61	(702.49)	7,331.70	(1,245.61)
Electric	10,045.87	83,009.88	80,000.00	(3,009.88)	9,456.30	589.57	78,253.11	4,756.77
Water & Sewer	338.81	9,791.29	12,000.00	2,208.71	2,160.66	(1,821.85)	10,624.47	(833.18)
Telecommunications	6,322.64	51,933.92	46,666.64	(5,267.28)	12,077.13	(5,754.49)	52,493.83	(559.91)

Central Midlands Regional Transit Authority
Statement of Income vs Budget
Period Ended February 28, 2018

	<i>Actual PTD</i> <i>2/28/2018</i>	<i>Actual</i> <i>YTD</i>	<i>Budgeted \$ YTD</i> <i>2/28/2018</i>	<i>\$ - Var</i> <i>Budget</i>	<i>PY PTD</i> <i>2/28/2017</i>	<i>PTD</i> <i>Actual vs PY</i>	<i>PY YTD</i> <i>2/28/2017</i>	<i>YTD</i> <i>Actual vs PY</i>
Misc Fees: Fines, Taxes, etc.	601.45	3,807.98	3,333.36	(474.62)	2,047.25	(1,445.80)	3,811.93	(3.95)
Banking Fees	1,783.25	13,635.25	13,333.36	(301.89)	1,510.54	272.71	12,114.62	1,520.63
Payroll Processing Fees	151.80	1,210.15	1,666.64	456.49	132.50	19.30	1,274.45	(64.30)
Office Equipment & Furniture > \$1500	-	-	1,666.64	1,666.64	-	-	8,679.00	(8,679.00)
Office Equipment & Furniture < \$1500	979.98	11,689.93	3,000.00	(8,689.93)	-	979.98	2,659.25	9,030.68
Federal Expense (PM)	73,142.09	298,977.56	843,333.36	544,355.80	5,919.53	67,222.56	203,572.00	95,405.56
Cap Ex (Non PM)	-	17,697.74	-	(17,697.74)	11,367.72	(11,367.72)	445,700.93	(428,003.19)
Federal Expense: Capital (Non PM)	(56,006.87)	727,177.69	2,031,147.36	1,303,969.67	908.96	(56,915.83)	104,859.78	622,317.91
ADP Software & Equipment ACQ	1,618.10	(612,773.71)	-	612,773.71	(237.17)	1,855.27	41,701.23	(654,474.94)
ADP Hardware ACQ	-	1,286.12	-	(1,286.12)	-	-	-	1,286.12
Office Equipment - Lease & Rental	836.12	6,265.28	7,333.36	1,068.08	832.23	3.89	7,641.53	(1,376.25)
Facility Rental Expense Realized	-	60,000.00	40,000.00	(20,000.00)	-	-	-	60,000.00
Depreciation Expense	246,702.55	2,168,288.22	1,039,600.00	(1,128,688.22)	125,604.44	121,098.11	1,020,668.03	1,147,620.19
Miscellaneous Expense	-	-	-	-	-	-	-	-
Total Expenses:	\$ 1,632,115.35	\$ 14,312,187.06	\$ 16,133,626.00	\$ 1,821,438.94	\$ 1,508,332.81	\$ 123,782.54	\$ 12,985,230.77	\$ 1,326,956.29
Net Income From Operations:	\$ 2,241,602.96	\$ 5,481,138.72	\$ 405,780.64	\$ (5,075,358.08)	\$ 47,784.55	\$ 2,193,818.41	\$ 1,234,820.36	\$ 4,246,318.36