



Transportation Penny Advisory Committee Meeting

Monday, January 22, 2017 at 5:30 PM
4th Floor Conference Room
2020 Hampton Street, Columbia SC 29202

Meeting Agenda

1. **Call to Order** Mr. Derrick Huggins
2. **Approval of Minutes (Pg 2-6)** Mr. Derrick Huggins
 - November 27, 2017
3. **Public Comment**
4. **Office of Small Business Opportunities Update (Pg 7-12)** Ms. Angela McCallum
5. **Transportation Program Update (Pg 13-23)** Mr. David Beaty
 - Preconstruction Update
 - Construction Update
 - Council Approvals
 - Miscellaneous
6. **The Comet Program Update (Pages 24-33)** Ms. Ann August
7. **Other Business**
 - Next Scheduled Meeting: February 26, 2018 – 2020 Hampton Street
8. **Adjournment**



Transportation Penny Advisory Committee
November 27, 2017 – 5:30 PM
4th Floor Conference Room
2020 Hampton Street, Columbia 29204

COMMITTEE MEMBERS PRESENT: Virginia Sanders, Frank Anderson, Murray Coleman, Brian Colclough, Lee Mashburn, Rick Mohn, Malcolm Gordge, Jennifer Paolucci, Karim Johnson, Tiajuana "Tia" Evans, Jack Oliver, and Phillip Simoneaux

OTHERS PRESENT: Michelle Onley, Angela McCallum, Tony Edwards, Shawn Salley, Michelle Rosenthal, and Jamelle Ellis

COUNCIL MEMBERS: Paul Livingston and Calvin "Chip" Jackson

CALL TO ORDER – Mr. Phillip Simoneaux called the meeting to order at 5:30 PM

PUBLIC COMMENT – Mr. Lewis Kirk with the Gills Creek Watershed Association spoke regarding the Gills Creek Greenway.

Mr. Beaty stated the agreement for the Gills Creek Greenway is scheduled to be taken up by City Council at their next meeting. Once it has been approved it will come back to Richland County. The agreement states Richland County will construct the greenway and the City of Columbia will accept the greenway and maintain it. Preliminary design has been done. There have been 2 public meetings. Concept design and concept estimates have been completed.

OFFICE OF SMALL BUSINESS OPPORTUNITIES UPDATE

Executive Summary: This report is submitted pursuant to Ordinance(s) 049-13HR and 058-16HR to ensure that the OSBO team provides support to the County to ensure that the SLBE community has equal opportunity to participate in County contracts for all six (6) Industry Categories: Construction Services, Professional Services, Non-Professional Services, Engineering Services, Architectural Services and Wholesale Operations.

Purpose: 1. Ongoing Ordinance Management; 2. Improve Methodology; and 3. New Methodology

Problem Statement: 1. Some certified firms have never been awarded a contract; 2. Incentives need to be established to encourage enrollment and re-certification

An additional employee has been added to the Cross Function Team. Every 1st, 3rd and 4th Tuesday, Transportation, Procurement, and OSBO meet.

Charts detailing the SLBE Certification Program Overview; Contract Participation: Jan. 1, 2012 – Nov. 20, 2017; SLBE Certification by Ethnicity; SLBE Certification by Gender and OSBO Workshop: Nov. 15, 2017 were presented to the

Transportation Penny Advisory Committee
November 27, 2017

-1-

committee.

Manager's Assessment resulted in the following Action(s):

1. Hired Business Development Coordinator (Michelle Rosenthal)
2. OBSO Workshop for SLBE Community
3. Define Goal Setting Pay Items and Descriptions per NAICS Code
4. OSBO Website Redesign

Ms. McCallum stated under the SLBE Program firms are certified for 2 years. Once they meet their anniversary date, they have to be re-certified to ensure they are still eligible to receive contract work as an SLBE.

Ms. McCallum stated once the firms meet their SLBE goals they are allowed to solicit other firms to participate in the job, which are the uncertified firms that receive payments. The OSBO Office is encouraging the firms that once they reach their goals to continue working with the SLBEs.

Dr. Ellis stated in the past the office has not done as good of a job as they could have in listing all of the contracts available countywide.

Mr. C. Jackson stated it would important to segregate the participation of the firms for Transportation Projects and Countywide/General contracts since the Penny Projects have great participation.

Ms. Paolucci inquired if the SLBE Office is funded by the Penny.

Mr. Livingston responded that 50% of the funding is from the Penny and 50% is from the General Fund.

Mr. N. Jackson stated he believes the only figures that need to be presented to the TPAC committee are those that deal with the Penny Projects since those are the matters the committee are to oversee.

TRANSPORTATION PROGRAM UPDATE

a. Preconstruction Update

- Clemson Road: Plans are 99% Complete. Right of Way Certificate is complete, Utility Agreements complete (except for City of Columbia). Pending resolution of City of Columbia utility issue, design of waterline will then take approximately 3 months, which is now determining start of construction.
- Atlas Road: Addressing comments from 95% Complete Plan review. Right of Way acquisition nearly complete. Anticipate advertising for construction in 2nd Quarter of 2018
- Southeast Richland Neighborhood: Submitted 95% Complete plans to SCDOT and OET is addressing comments. Right of Way acquisition underway nearly complete, 2 tracts remaining. Anticipate advertising for construction in 2nd Quarter of 2018.
- Greene Street Phase 2: Design remains at approximately 95% complete. Right of Way acquisition continues, which is anticipated to be complete late 2nd Quarter of 2018. Anticipate advertising for construction in 3rd Quarter of 2018.
- Blythewood Road Widening: Anticipate 65% complete plans from OET in December.
- Broad River Road Widening: OET contract approved by Council, anticipate further design work beginning in December.

Transportation Penny Advisory Committee
November 27, 2017

-2-

- 3 Major Intersections: 70% Plans submitted to SCDOT for review for Garners Ferry/Harmon, North Springs/Harrington, and Screaming Eagle/Percival. Anticipate beginning Right-of-Way acquisition in February 2018.
- Resurfacing Package N (24 roads) and Sidewalk Package S7 (Marion Street, Bratton Street and Grand Street): Projects have been advertised and construction is anticipated to begin in early 2018.

b. Construction Update

- Shop Road Extension Phase I: The contractor continues work on the bottomless culvert. Clearing and grubbing, ditch installation, and building of sediment ponds continues.
- North Main Street Widening: SCE&G's duct bank is 80% complete. The Joint Use Duct Bank is 30% complete. Sewer rehabilitation is 70% complete. Water relocation is 45% complete.
- 3 Rivers Greenway: Construction is underway. 4,000' out of a total of 15,000' of concrete pathway has been constructed. There has been some concern that building the boardwalk will prohibit people from having access to the river and people not having a place to sit on the rocks. The design of the boardwalk is such that the boardwalk will be 8 – 10' and will tall enough to allow a person to carry a kayak over their head.
- Resurfacing Package K (8 roads) and Resurfacing Package H (115 roads): Are anticipated to be complete by the end of November.

c. Council Approvals

- Right of Way acquisition on Farrow/Pisgah resulting in project to begin construction in early 2018
- First reading in the amount of \$240 million and 2nd reading in the amount of \$250 million for the Transportation Program
- Atlas Road tracts for condemnation
- Broad River Road design contract for OET to prepare final construction plans
- Three Rivers Greenway agreement with Riverbanks Zoo concerning location of buildings
- Mitigation Credit sales for the Hulon Lane Roadway Improvement project
- Resurfacing Package 1 construction cost change

d. Miscellaneous

- Shared-Use Pathways (SUP): Multiple projects have 10' wide concrete pathways to accommodate bicyclists and pedestrians. SCDOT has indicated they will only maintain pathways on roadway widening projects only. Richland County to determine path forward on other projects with pathways (Alpine, Polo)
- City of Columbia Utility Issue: Richland County and City of Columbia continue to discuss financial responsibility of relocating City utilities placed by permission within current Right of Way.

How to stay within the referendum amount:

- Bring more money into the program; an additional \$30 million has been brought into the program
- Reduce project size by eliminating projects or reduce the scope of the project

Ms. Sanders expressed her concern with the bond issue not coming before the committee prior to it being taken up by Council. She stated she believes the committee needs to meet prior to Council taking this up at their December 5th meeting to discuss the bond issue.

Transportation Penny Advisory Committee
November 27, 2017

-3-

Mr. C. Jackson stated he was in agreement with them committee meeting. He further stated that Council will be meeting again prior to action being taken on this matter. There is a March deadline to activate the bond in order for the County to go through the required process to secure the bond.

Ms. Sanders stated if we are going to make this committee be what it should be and operate in the way it should operate then you should do it the right way because there are people out there depending on the committee.

Mr. C. Jackson stated he hoped the committee members got the understanding that Council solicits their support and if any of them feel it is an adversarial role he hopes they reconsider that because it concerns him. His understanding of the purpose of the committee is to be an advocate for what the County is trying to accomplish. And advocate by providing strong recommendation, but at the same time once the decisions have been made to spread the positive method of those results. Council and the committee both serve the citizens and we are in this together.

Ms. Sanders stated she believes we should have good communications with your Council representatives, but also have good communications with the citizens.

Mr. Beaty stated for 3 years the program, at Council's direction, has been developing the program and planning to bond \$250 million. Where the projects are currently we can spend approximately \$100 million per year for the next 3 years. Of course, there are pros and cons to bonding. The penny is presently bringing in approximately \$60 million per year with \$15 million going to the buses. Therefore, if Council decides not to bond approximately \$45 million could be used on projects per year. If Council were not to bond, there are enough active contacts and work on the street that it would greatly inhibit new projects going to construction in 2018, which would be a negative. A positive would be that we would not have to pay interest.

THE COMET PROGRAM UPDATE – Ms. August stated they have received 74 resumes for the Executive Director position. The search committee is going through those and will make a decision within the next month or two.

She stated they have run a statistical analysis to assist with deciding what to do once the penny ends. They are looking at how many hours of service can be put on the street with the amount of money they receive. They utilize \$15 - \$17 million per year, which means they will run out of money before the end of the 22 years because there is a cap on the amount of money they will receive in that period of time. Of the funds they have received the majority has gone to purchase new vehicles. There were operating buses that were 15 years old when the average useful life of a bus is 12 years, which meant the buses were breaking down frequently. This year 33 new buses were received at a cost of over \$500,000 per bus. The buses each have Wifi, USB ports and cameras. The DART program received 22 new vehicles. They are in the process of securing new fare boxes.

- Securing new fare boxes for buses
- Restructuring Routes 15 and 5; Adding a shelter near Wal-Mart on Forest Drive
- #45 Bus – addition of Greenlawn Drive
- Started COMET Academy
- Ridership has increased since July
- Blythewood ridership is fluctuating
- Soda Cap Connector – Community based rides (League of Women Voters, Hyatt Place, Library, and Junior League have ridden); will help to decide on hours of service
- Working with Palmetto Health on a program to shuttle people from the Palmetto Richland to Palmetto Baptist

Transportation Penny Advisory Committee
November 27, 2017

-4-

- Debuted COMET commercial
- National Transit Association has requested the COMET to submit the Soda Cap Connector information

Ms. August stated the next agenda packet will include the economic input the buses provide. People look at them as just providing transit services, but they are actually an employer.

- \$5 million – COMET employees (Richland Co.)
- \$9 million – COMET employees (Lexington Co.)
- There is a need for greater services to provide employees in the Midlands with transportation options

OTHER BUSINESS

- Next Scheduled Meeting: January 22, 2018 – 2020 Hampton Street

ADJOURN – The meeting adjourned at approximately 7:01 PM

OSBO
Manager's Report

January 22

2018

TPAC Report



RICHLAND COUNTY OFFICE OF SMALL BUSINESS OPPORTUNITY

1. Executive Summary:

This report is submitted pursuant to Ordinance (s) 049-13HR and 058-16HR to ensure that the OSBO team provides support to the County to ensure that the SLBE community has equal opportunity to participate in County contracts for all six (6) Industry Categories.

Primary Industry Category					
Construction Services	Professional Services	Non-Professional Services	Engineering Services	Architectural Services	Wholesale Operations

2. Purpose and Problem Statement

Purpose:

1. Ongoing Ordinance Management
2. Improve Methodology
3. New Methodology

Contemporary Problem Statement:

1. Some certified firms have never been awarded a contract
2. Incentives need to be established to encourage enrollment and re-certification

3. Office of the Small Business Opportunity Cross Functional Team

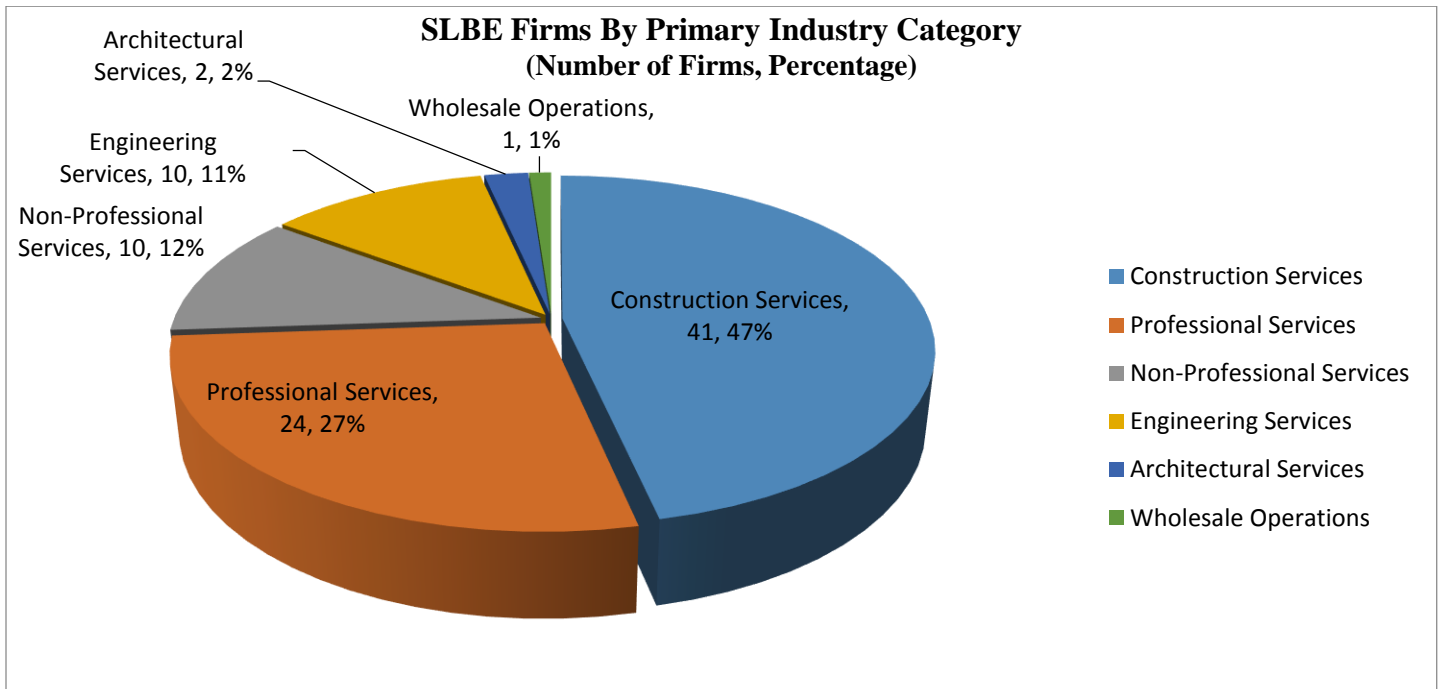
*New members

Team Matrix		
Name	Department	Title
<i>Dr. Jamelle Ellis*</i>	<i>CGS/OSBO</i>	<i>Director serving as an Advisor</i>
<i>Dr. John Thompson*</i>	<i>Transportation</i>	<i>Director serving as an Advisor</i>
Angela McCallum	OSBO	Manager
Michelle Rosenthal	OSBO	Business Development Coordinator
Melissa Watts*	OSBO	Financial Resources Coordinator
Cheryl Cook*	OSBO	Certification & Compliance Specialist
Jennifer Wladischkin	Procurement	Assistant Director of Procurement
Yolanda Davis	Procurement	Contract Specialist
Tony Edwards	Transportation	Acting Director of Transportation
Alicia Pearson*	Transportation	Senior Accountant
Rogers Sears	Transportation	Pre-construction Manager
Shawn Salley	Transportation	Construction Manager

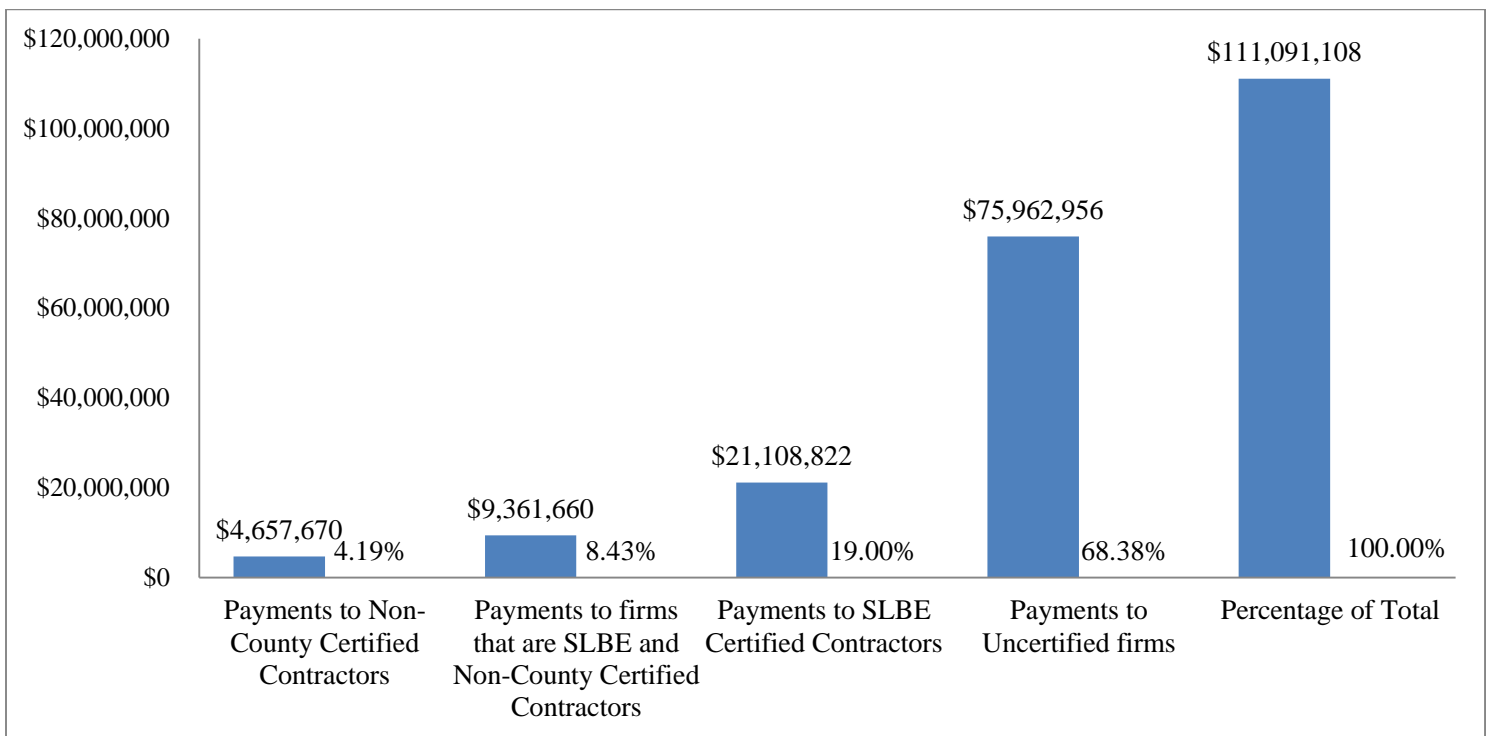


RICHLAND COUNTY OFFICE OF SMALL BUSINESS OPPORTUNITY

4. Analysis:



Contract Participation: January 1, 2012-December 5, 2017 *

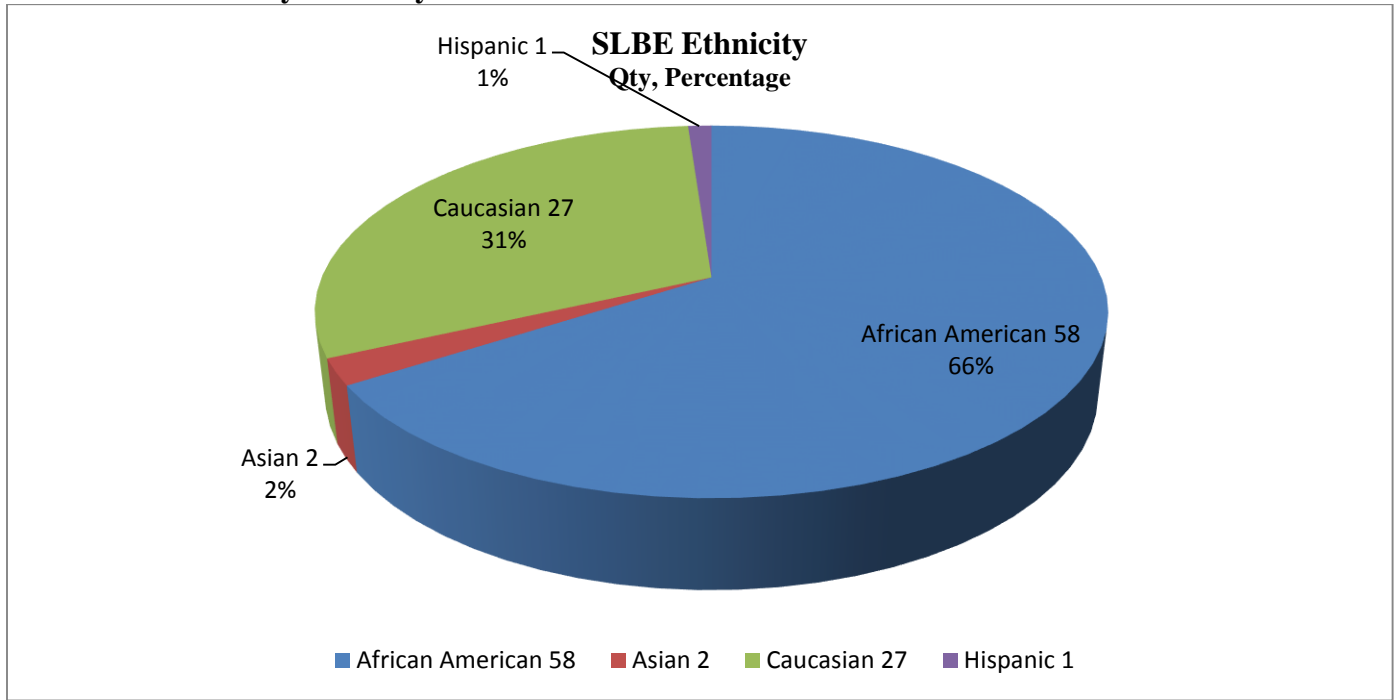


*"lag time in reporting due to software maintenance"

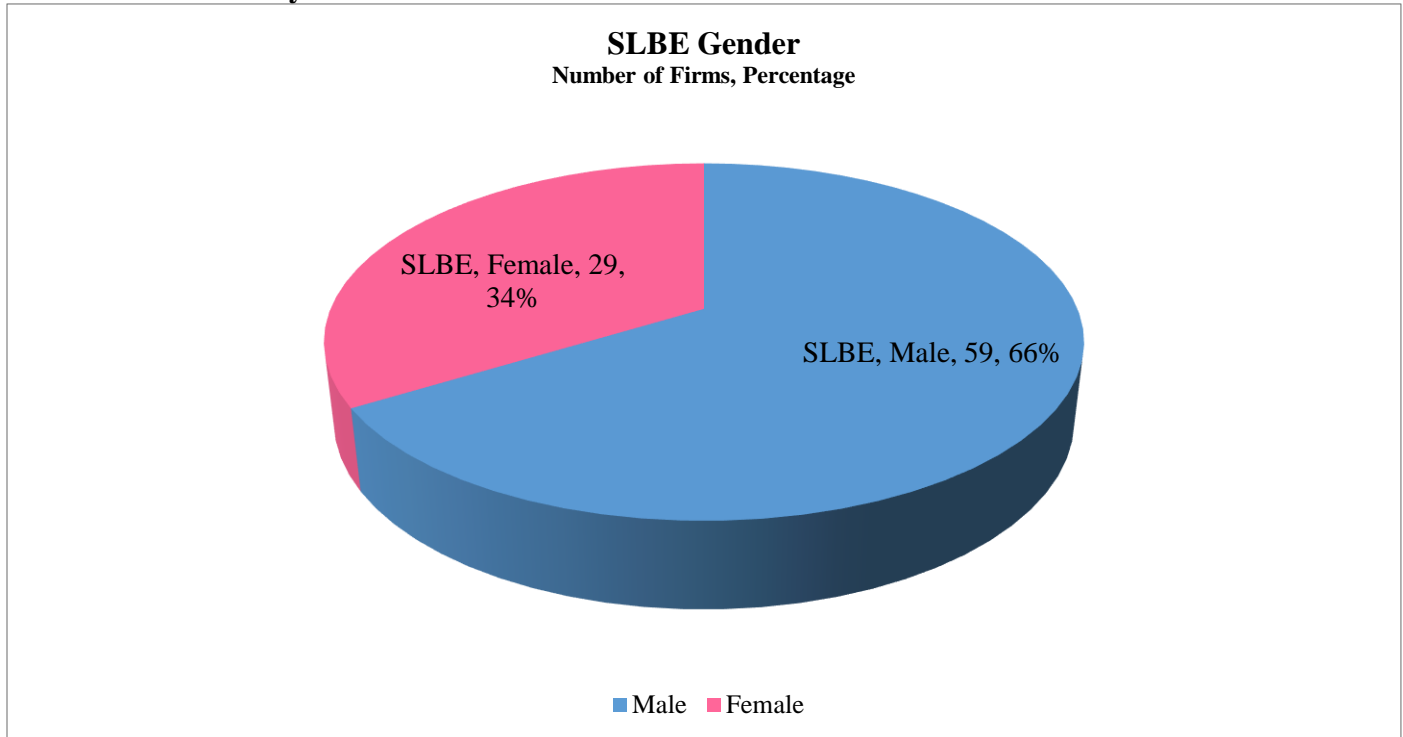


RICHLAND COUNTY OFFICE OF SMALL BUSINESS OPPORTUNITY

SLBE Certification by Ethnicity



SLBE Certification by Gender





RICHLAND COUNTY OFFICE OF SMALL BUSINESS OPPORTUNITY

5. Manager's Assessment resulted in the following Action:

- **Manager**
 - i. Hired Financial Resources Coordinator and Certification and Compliance Specialist
 - Start Date, January 8, 2018
 - ii. B2GNow, Richland County Certification & Compliance Tracking Software Staff Training
 - January 9, 2018, Contract Certification & Compliance
 - January 10, 2018, Out Reach Event Management
 - January 11, 2018, Proposals, Goal Setting and Utilization Plan

- **Business Development**
 - i. OSBO Workshop, January 17, 2018 (Canceled due to inclement weather)
 - SLBEs preferred "Monthly Workshops", 3rd. Wednesday (5:00 - 7:00pm)
 - Topic, Richland County Ordinance 049-13HR and Amendments
 - ii. Website Roll Out, Office of Small Business Opportunity (OSBO)
 - Roll out date, January 5, 2018
 - Highlighted Articles
 - Richland County Renaissance
 - Firm's Featured Stories
 - The Tolleson Limited Company LLC
 - Hemphill Engineering Group, LLC
 - iii. Post a forecast of upcoming skilled based workshops on website, www.rcgov.us/osbo
 - March 1, 2018

- **Financial Resources Coordinator**
 - i. Reconcile B2GNow, Firm Payment Audits, Software Maintenance, undocumented payments of inventory
 - ii. Consulting with B2GNow Engineer (On Going)
 - Establish best practice of NAICS codes structure to more accurately capture capabilities of B2GNOW software resulting in simulating specific project requirements
 - "Identified utilization feature in B2GNow that will standardize the goal setting process, eliminate redundancy in data entry, and increase accuracy in payment reporting."
 - iii. SLBE Contract Provisions of Solicitations
 - Listings of Procurement and Transportation, website, www.rcgov.us/osbo
 - March 1, 2018



RICHLAND COUNTY OFFICE OF SMALL BUSINESS OPPORTUNITY

- **Certification & Compliance**

- i. Projects Completion date March 1, 2018

- Developing a strategy to increase SLBE County Certifications
- Decreasing the number of SLBEs requiring re-certification
- Providing means for SLBEs access to education and business enhancement
- Collaborating with OSBO Financial and Procurement for general Solicitations to be e-blasted to SLBEs and post on website, www.rcgov.us/osbo
- Completing flow charts and written procedures
- Streamlining the SLBE certification process via B2GNow (On Going)
- Setting up proficient Reporting parameters via B2GNow

5. Transportation Program Update

Pre-Construction Update

- Clemson Road: Plans are 99% Complete, Right of Way Certificate is complete, Utility Agreements complete (except for City of Columbia). The PDT was authorized to start the design of the City of Columbia waterline which will take approximately 3 months at which point construction authorization may be requested of SCDOT. Tentative advertisement scheduled for July 2018.
- Atlas Road: Addressing comments from 95% Complete Plan review. Right of Way acquisition nearly complete. Anticipate advertising for construction in Q2 2018, dependent upon Railroad permits and City of Columbia utility designs.
- Southeast Richland Neighborhood: Submitted 95% Complete plans to SCDOT and OET is addressing comments. Right of Way acquisition underway nearly complete, 2 tracts remaining pending a legal agreement approval from County staff. Anticipate advertising for construction in Q2 2018.
- Greene Street Phase 2: Design is approximately 99% complete. Right of Way acquisition continues, which is anticipated to be complete late Q2 2018. Anticipate advertising for construction in Q3 2018.
- Blythewood Road Widening: Received 65% complete plans from OET in early January and submitted to SCDOT.
- Broad River Road Widening: OET contract approved by Council, design work pending County Finance encumbering funds.
- 3 Major Intersections: 70% Plans submitted to SCDOT for review for Garner Ferry/Harmon, North Springs/Harrington, and Screaming Eagle/Percival. Comments received 1-12-18 and OET addressing comments. Anticipate beginning R/W acquisition in QA2 2018.
- Resurfacing Package N (24 roads) and Sidewalk Package S7 (Marion Street, Bratton Street, and Grand Street) : Sidewalk Package S7 received a satisfactory bid but award to the contractor is pending County Finance encumbering funds. Resurfacing Package N did not receive favorable bids and therefore has been recommended for rejection.

Construction Update

- Shop Road Extension Phase 1 – Work on the floorless culvert is nearing completion. It is expected that the contractor will begin the concrete paving in late January in an effort to meet an interim deadline of March 31, 2018 to provide access to China Jushi.
- North Main Street Widening – SCE&G's duct bank is 80% complete. The Joint Use Duct Bank is 40% complete. Sewer rehabilitation is 75% complete. Water relocation is 50% complete.
- 3 Rivers Greenway – Construction is underway. 10,000' out of a total of 15,000' of concrete pathway has been constructed. Work has begun on the boardwalks.
- Resurfacing Package K (8 roads) and Resurfacing Package H (115 roads) are complete.

Council Approvals

- Council approved bonding in the amount of \$250 Million for the Transportation Program
- Atlas Road tracts for condemnation
- Revising the termini for Blythewood Road to the original referendum termini (I-77 to Syrup Mill Road)

Miscellaneous

- Shared-Use Pathways (SUP) – Multiple projects have 10' wide concrete pathways to accommodate bicyclists and pedestrians. SCDOT has indicated they will only maintain pathways on roadway widening projects only. Richland County to determine path forward on other projects with pathways (Alpine, Polo).
- City of Columbia Utility Issue – It has been determined that Richland County Transportation Program will fund 100% of the City of Columbia utility relocations associated with the Program.
- Widenings Cost Estimates Above Referendum Amounts – PDT staff presented to the Transportation Ad Hoc Committee options for modifying the Widenings category to adjust or defer projects such that the total cost is within the referendum amount. A further presentation to full Council is recommended in order to further develop a portion of the widenings.



ROADWAY PROJECTS (Referendum Total = \$656M)		REFERENDUM	CURRENT ESTIMATE	OUTSIDE FUNDING/ REIMBURSEMENTS	VARIANCE	EXPENDED TO DATE	*PHASE
WIDENINGS							
Hardscrabble Road Widening	\$	29,860,800	\$ 29,860,800	\$ -	\$ -	\$ 18,159,871	CO
Clemson Road Widening	\$	23,400,000	\$ 19,603,193	\$ 980,000	\$ 4,776,807	\$ 3,141,115	RW
Leesburg Road Widening	\$	4,000,000	\$ 4,000,000	\$ -	\$ -	\$ -	405 RW
North Main Street Widening (includes \$5.4M Intersection)	\$	35,400,000	\$ 60,626,155	\$ 23,751,673	\$ (1,474,481)	\$ 22,916,571	CO
Bluff Road Widening Phase 1	\$	-	\$ 9,285,688	\$ 1,800,000	\$ (7,485,688)	\$ 8,950,413	Complete
Bluff Road Widening Phase 2	\$	16,700,000	\$ 40,203,471	\$ -	\$ (23,503,471)	\$ 1,868,839	PE
Shop Road Widening	\$	33,100,000	\$ 60,182,081	\$ -	\$ (27,082,081)	\$ 1,771,281	PE
Atlas Road Widening	\$	17,600,000	\$ 41,770,632	\$ -	\$ (24,170,632)	\$ 4,449,560	RW
Pineview Road Widening	\$	18,200,000	\$ 40,032,789	\$ -	\$ (21,832,789)	\$ 1,605,275	PE
Blythewood Road Widening (Syrup Mill Road to I-77)	\$	8,000,000	\$ 10,431,591	\$ -	\$ (2,431,591)	\$ 361,297	PE
Broad River Road Widening	\$	29,000,000	\$ 39,708,413	\$ -	\$ (10,708,413)	\$ 756,669	PE
Spears Creek Church Road Widening	\$	26,600,000	\$ 49,502,831	\$ -	\$ (22,902,831)	\$ 405	NS
Lower Richland Boulevard Widening	\$	6,100,000	\$ 6,975,750	\$ -	\$ (875,750)	\$ 405	NS
Polo Road Widening	\$	12,800,000	\$ 15,975,711	\$ -	\$ (3,175,711)	\$ 405	NS
Blythewood Road Widening and Improvements	\$	21,000,000	\$ 26,186,650	\$ -	\$ (5,186,650)	\$ 2,649	NS
Total Widenings	\$	281,760,800	\$ 454,345,755	\$ 26,531,673	\$ (146,053,282)	\$ 63,985,158	
INTERSECTION IMPROVEMENTS							
Clemson Rd. & Rhame Rd./North Springs Rd.	\$	3,500,000	\$ 4,063,386	\$ -	\$ (563,386)	\$ 3,206,077	Complete
Broad River Rd. and Rushmore Rd.	\$	3,700,000	\$ 1,308,979	\$ -	\$ 2,391,021	\$ 1,195,215	Complete
Farrow Rd. and Pisgah Church Rd.	\$	3,600,000	\$ 2,244,299	\$ -	\$ 1,355,701	\$ 938,080	RW
North Springs Rd. and Risdon Way	\$	1,800,000	\$ 2,017,045	\$ -	\$ (217,045)	\$ 1,741,163	Complete
Summit Pkwy and Summit Ridge Rd.	\$	500,000	\$ 1,531,409	\$ -	\$ (1,031,409)	\$ 1,370,297	Complete
Kennerly Rd. & Coogler Rd./Steeple Ridge Rd.	\$	1,900,000	\$ 2,980,112	\$ -	\$ (1,080,112)	\$ 2,447,655	Complete
Wilson Blvd. and Pisgah Church Rd.	\$	3,600,000	\$ -	\$ -	\$ 3,600,000	\$ 405	Complete
Wilson Blvd. and Killian Rd.	\$	2,600,000	\$ -	\$ -	\$ 2,600,000	\$ 405	Complete
Clemson Rd. and Sparkleberry Ln.	\$	5,100,000	\$ 14,929,152	\$ -	\$ (9,829,152)	\$ 3,482,940	RW
Bull St. and Elmwood Ave.	\$	2,000,000	\$ 3,076,437	\$ -	\$ (1,076,437)	\$ 405	PE
North Main St / Monticello Rd (constructed with N. Main Widening)	\$	-	\$ -	\$ -	\$ -	\$ 405	CO
Hardscrabble & Kelly Mill Rd. / Rimer Pond Rd.	\$	3,000,000	\$ -	\$ -	\$ 3,000,000	\$ 405	CO
Garners Ferry Rd. and Harmon Rd.	\$	2,600,000	\$ 1,034,070	\$ -	\$ 1,565,930	\$ 109,912	PE
North Springs Rd. and Harrington Rd.	\$	2,000,000	\$ 976,332	\$ -	\$ 1,023,668	\$ 126,475	PE
Screaming Eagle Rd. and Percival Rd.	\$	1,000,000	\$ 2,193,355	\$ -	\$ (1,193,355)	\$ 133,451	PE
Total Intersection Improvements	\$	36,900,000	\$ 36,354,576	\$ -	\$ 545,424	\$ 14,753,290	
SPECIAL PROJECTS							
Riverbanks Zoo Transportation Related Projects	\$	4,000,000	\$ 4,000,000	\$ -	\$ -	\$ 3,345,525	Complete
Innovista 1 (Greene St. Phase 1)			\$ 18,544,418	\$ -	\$ -	\$ 18,115,740	Complete
Innovista 2 (Greene St. Phase 2)	\$	50,000,000	\$ 28,095,980	\$ -	\$ -	\$ 1,152,484	RW
Innovista 3 (Williams St.)			\$ 3,359,602	\$ -	\$ -	\$ -	NS
Shop Road Extension Phase 1	\$	71,800,000	\$ 32,824,162	\$ 3,758,565	\$ -	\$ 12,406,663	CO
Shop Road Extension Phase 2			\$ 42,734,403	\$ -	\$ -	\$ -	NS
Kelly Mill Road	\$	4,500,000	\$ 4,500,000	\$ -	\$ -	\$ -	NS
Commerce Drive Improvements	\$	5,000,000	\$ 5,000,000	\$ -	\$ -	\$ -	NS
Neighborhood Improvement Projects	\$	63,000,000	\$ 63,000,000	\$ 180,000	\$ 180,000	\$ 1,624,987	Various
Total Special Projects	\$	198,300,000	\$ 202,058,565	\$ 3,938,565	\$ 180,000	\$ 36,645,399	
INTERCHANGE (I-20 / Broad River Road)	\$	52,500,000	\$ 52,500,000	\$ -	\$ -	\$ -	NS
DIRT ROAD PAVING	\$	45,000,000	\$ 45,000,000	\$ -	\$ -	\$ 9,703,350	Various
RESURFACING	\$	40,000,000	\$ 41,400,000	\$ 1,400,000	\$ -	\$ 13,735,499	Various
PROGRAM (traffic studies / plans / mitigation bank)	\$	1,559,844	\$ 9,545,236	\$ -	\$ (7,985,392)	\$ 9,545,236	-
TOTAL ROADWAY PROJECTS	\$	656,020,644	\$ 841,204,132	\$ 31,870,238	\$ (153,313,249)	\$ 148,367,933	
BIKE/PED/GREENWAY (Referendum Total = \$80.9M)							
GREENWAY PROJECTS							
Three Rivers Greenway Extension 1	\$	7,902,242	\$ 7,902,242	\$ -	\$ -	\$ 2,091,912	CO
Lincoln Tunnel Greenway	\$	892,739	\$ 1,513,822	\$ 323,680	\$ (297,403)	\$ 1,469,050	Complete
Gills Creek A (Lake Katherine to Congaree)	\$	2,246,160	\$ 2,246,160	\$ -	\$ -	\$ 155,047	PE
Smith/Rocky Branch C (Rocky Branch to Harden)	\$	901,122	\$ 901,122	\$ -	\$ -	\$ 1,795	NS
Gills Creek B (Wildcat Creek/Fort Jackson)	\$	2,785,897	\$ 2,785,897	\$ -	\$ -	\$ -	NS
Smith/Rocky Branch B (Clement Rd to Colonial Dr)	\$	1,415,316	\$ 1,415,316	\$ -	\$ -	\$ -	NS
Smith/Rocky Branch A (Three Rivers to Clement Rd)	\$	431,183	\$ 431,183	\$ -	\$ -	\$ -	NS
Gills Creek North C (Trenholm to Lake Katherine)	\$	344,667	\$ 344,667	\$ -	\$ -	\$ -	NS
Crane Creek A (Monticello Rd to Three Rivers)	\$	1,541,816	\$ 1,541,816	\$ -	\$ -	\$ -	NS
Crane Creek B (to Smith Branch)	\$	460,315	\$ 460,315	\$ -	\$ -	\$ -	NS
Columbia Mall Greenway	\$	648,456	\$ 648,456	\$ -	\$ -	\$ -	NS
Polo Road / Windsor Lake Boulevard Connector	\$	385,545	\$ 385,545	\$ -	\$ -	\$ -	NS
Woodbury / Old Leesburg Connector	\$	116,217	\$ 116,217	\$ -	\$ -	\$ -	NS
Crane Creek C (Crane Forest)	\$	793,908	\$ 793,908	\$ -	\$ -	\$ -	NS
Dutchman Boulevard Connector	\$	105,196	\$ 105,196	\$ -	\$ -	\$ -	NS
Total Greenway Projects	\$	20,970,779	\$ 21,591,862	\$ 323,680	\$ (297,403)	\$ 3,717,804	
BIKEWAY PROJECTS	\$	22,008,773	\$ 22,008,773	\$ -	\$ -	\$ 113,255	Various
SIDEWALK PROJECTS	\$	26,926,370	\$ 26,926,370	\$ 3,482,579	\$ 3,482,579	\$ 2,614,368	Various
PEDESTRIAN IMPROVEMENT PROJECTS	\$	2,836,080	\$ 1,133,694	\$ -	\$ 1,702,386	\$ 62,383	CO
Undesignated	\$	8,146,354	\$ -	\$ -	\$ 8,146,354	\$ -	
TOTAL BIKE / PED / GREENWAY	\$	80,888,356	\$ 71,660,699	\$ 3,806,259	\$ 13,033,916	\$ 6,507,810	
OTHER PROGRAM COSTS	\$	333,091,000	\$ 333,091,000	\$ -	\$ -	\$ 129,395,431	
TOTAL PROGRAM	\$	1,070,000,000	\$ 1,245,955,831	\$ 35,676,497	\$ (140,279,333)	\$ 284,271,174	



TRANSPORTATION PROGRAM

**RICHLAND TRANSPORTATION PENNY PROGRAM
EXPENDITURES BY PHASE AND VENDOR**

CATEGORY / PROJECT	PHASE	VENDOR NAME / DESCRIPTION	AMOUNT
PROGRAM ADMINISTRATION			
Program Administration	County Transportation	Richland County	\$ 2,370,998.20
	County Transportation	Parker Poe Adams & Berstein	\$ 82,139.15
	County Transportation	McNair Law Firm, P.A.	\$ 374,754.52
	County Transportation	Malane S. Pike	\$ 74,825.00
	County Transportation	Davidson & Lindemann, P.A.	\$ 40,464.69
	County Transportation	Webster Rogers, LLP	\$ 13,133.75
	County OSBO/SLBE	Richland County	\$ 1,052,188.15
	PDT Operations	M.B. Kahn Construction Co.	\$ 2,168,175.75
	PDT Operations	Richland PDT, A Joint Venture	\$ 6,488,572.44
	CMRTA (COMET)	Central Midlands RTA (COMET)	\$ 66,324,597.49
	Bond Debt Service	Bond Debt Service	\$ 50,405,582.00
	Total		\$ 129,395,431.14
WIDENINGS			
Atlas Rd Widening	Planning and Delivery	Richland PDT, A Joint Venture	\$ 451,716.58
	Design	Cox & Dinkins, Inc.	\$ 1,630,186.15
	Design	CSX Transportation, Inc.	\$ 31,097.00
	Design	Richland PDT, A Joint Venture	\$ (34,746.88)
	Design	SC Department of Transportation	\$ 19,004.62
	Right-of-Way	Richland PDT, A Joint Venture	\$ 576,655.00
	Right-of-Way	Right of Way Property Owners	\$ 494,345.40
	CRM	Richland PDT, A Joint Venture	\$ 1,281,301.70
	Total		\$ 4,449,559.57
Bluff Rd Widening Ph. 1	Planning and Delivery	Richland PDT, A Joint Venture	\$ 625,871.77
	Design	Holt Consulting Company, LLC	\$ 63,445.77
	Design	Parrish & Partners, LLC	\$ 343,907.43
	Design	Richland PDT, A Joint Venture	\$ 1,583.45
	Design	SC Department of Transportation	\$ 7,234.72
	Right-of-Way	Richland PDT, A Joint Venture	\$ 42,565.00
	Right-of-Way	Right of Way Property Owners	\$ 109,895.00
	Right-of-Way	Willoughby & Hoefer, P.A.	\$ 110,862.78
	CRM	Richland PDT, A Joint Venture	\$ 295,537.09
	Utilities	CSX Transportation, Inc.	\$ 36,454.16
	Utilities	SCE&G	\$ 1,384,014.23
	Construction	Cherokee, Inc.	\$ 5,372,797.96
	CEI	Richland PDT, A Joint Venture	\$ 556,243.62
	Total		\$ 8,950,412.98
Bluff Rd Widening Ph. 2	Planning and Delivery	Richland PDT, A Joint Venture	\$ 332,210.03
	Design	Parrish & Partners, LLC	\$ 898,342.45
	Design	Richland PDT, A Joint Venture	\$ 531,541.65
	Design	SC Department of Transportation	\$ 12,689.87
	Right-of-Way	Richland PDT, A Joint Venture	\$ 4,500.00
	CRM	Richland PDT, A Joint Venture	\$ 89,554.65
	Total		\$ 1,868,838.65
Blythewood Rd Widening (Syrup Mill Road to I-77)	Planning and Delivery	Richland PDT, A Joint Venture	\$ 23,295.27
	Design	Parrish & Partners, LLC	\$ 129,353.59
	Design	Richland PDT, A Joint Venture	\$ 208,648.52
	Total		\$ 361,297.38
Blythewood Rd Improvements	Planning and Delivery	Richland PDT, A Joint Venture	\$ 2,648.56
	Total		\$ 2,648.56
Broad River Rd Widening	Planning and Delivery	Richland PDT, A Joint Venture	\$ 82,777.12
	Design	Richland PDT, A Joint Venture	\$ 673,222.90
	Design	SC Department of Transportation	\$ 668.48
	Total		\$ 756,668.50
Clemson Rd Widening	Planning and Delivery	Richland PDT, A Joint Venture	\$ 318,828.25
	Design	Holt Consulting Company, LLC	\$ 834,206.87
	Design	Holt Consulting Company, LLC	\$ 40,293.00
	Design	Richland PDT, A Joint Venture	\$ 329,312.28
	Design	SC Department of Transportation	\$ 14,454.12
	Right-of-Way	Richland PDT, A Joint Venture	\$ 114,165.00
	Right-of-Way	Right of Way Property Owners	\$ 412,440.00
	Right-of-Way	Willoughby & Hoefer, P.A.	\$ 10,642.54
	CRM	Richland PDT, A Joint Venture	\$ 1,066,773.03
	Total		\$ 3,141,115.09
Hardscrabble Rd Widening	Planning and Delivery	Richland PDT, A Joint Venture	\$ 404.80

CATEGORY / PROJECT	PHASE	VENDOR NAME / DESCRIPTION	AMOUNT
	Construction	SC Department of Transportation	\$ 18,159,466.00
	Total		\$ 18,159,870.80
Leesburg Road Widening	Planning and Delivery	Richland PDT, A Joint Venture	\$ 404.80
	Total		\$ 404.80
Lower Richland Blvd Widening	Planning and Delivery	Richland PDT, A Joint Venture	\$ 404.80
	Total		\$ 404.80
North Main Street (Phases IA2 & III; II & IV) Widening	Planning and Delivery	Richland PDT, A Joint Venture	\$ 1,752,565.86
	Design	Richland PDT, A Joint Venture	\$ 819,767.30
	Design	SC Department of Transportation	\$ 1,143.63
	Right-of-Way	Richland PDT, A Joint Venture	\$ 328,545.00
	Right-of-Way	Right of Way Property Owners	\$ 788,871.24
	Right-of-Way	Willoughby & Hoefer, P.A.	\$ 588,625.69
	CRM	Richland PDT, A Joint Venture	\$ 2,362,706.69
	Utilities	City of Columbia - Utility Relocation	\$ 5,510,780.37
	Construction	CSX Transportation, Inc.	\$ 305,108.00
	Construction	L-J, INC.	\$ 9,391,957.86
	CEI	Richland PDT, A Joint Venture	\$ 1,066,499.59
	Total		\$ 22,916,571.23
Pineview Rd Widening	Planning and Delivery	Richland PDT, A Joint Venture	\$ 192,703.74
	Design	Civil Engineering Consulting Services, Inc.	\$ 1,320,062.56
	Design	CSX Transportation, Inc.	\$ 32,549.00
	Design	Richland PDT, A Joint Venture	\$ 58,985.85
	Design	SC Department of Transportation	\$ 974.22
	Total		\$ 1,605,275.37
Polo Rd Widening	Planning and Delivery	Richland PDT, A Joint Venture	\$ 404.80
	Total		\$ 404.80
Shop Rd Widening	Planning and Delivery	Richland PDT, A Joint Venture	\$ 159,160.34
	Design	Mead & Hunt, Inc.	\$ 866,629.98
	Design	Richland PDT, A Joint Venture	\$ 741,669.99
	Design	SC Department of Transportation	\$ 3,820.37
	Total		\$ 1,771,280.68
Spears Creek Church Rd Widening	Planning and Delivery	Richland PDT, A Joint Venture	\$ 404.80
	Total		\$ 404.80
WIDENINGS TOTAL			\$ 63,985,158.01
SPECIAL			
Riverbanks Zoo Transportation-Related Projects 1	Planning and Delivery	Richland PDT, A Joint Venture	\$ 400,487.21
	Construction	Riverbanks Zoo & Garden	\$ 2,945,038.00
	Total		\$ 3,345,525.21
Shop Road Extension Phase 1	Planning and Delivery	Richland PDT, A Joint Venture	\$ 1,056,394.03
	Design	CDM Smith	\$ 663,363.13
	Design	Richland PDT, A Joint Venture	\$ 229.68
	Design	SC Department of Transportation	\$ 3,115.01
	Right-of-Way	Richland PDT, A Joint Venture	\$ 43,480.00
	Right-of-Way	Right of Way Property Owners	\$ 124,400.00
	Right-of-Way	Willoughby & Hoefer, P.A.	\$ 24,806.91
	CRM	Richland PDT, A Joint Venture	\$ 1,307,729.18
	Utilities	SCE&G	\$ 44,357.79
	Construction	McClam & Associates, LLC	\$ 7,958,198.16
	CEI	Richland PDT, A Joint Venture	\$ 1,180,588.80
	Total		\$ 12,406,662.69
Southeast Richland Neighborhood Improvements	Planning and Delivery	Richland PDT, A Joint Venture	\$ 81,346.35
	Design	M.B. Kahn Construction Co., Inc.	\$ 66,370.04
	Design	Richland PDT, A Joint Venture	\$ 455,000.00
	Design	SC Department of Transportation	\$ 3,294.98
	Right-of-Way	Richland PDT, A Joint Venture	\$ 72,730.00
	Right-of-Way	Right of Way Property Owners	\$ 161,300.00
	CRM	Richland PDT, A Joint Venture	\$ 225,990.00
	Total		\$ 1,066,031.37



TRANSPORTATION PROGRAM

**RICHLAND TRANSPORTATION PENNY PROGRAM
EXPENDITURES BY PHASE AND VENDOR**

CATEGORY / PROJECT	PHASE	VENDOR NAME / DESCRIPTION	AMOUNT
Innovista 1 - Greene Street Phase 1	Planning and Delivery	Richland PDT, A Joint Venture	\$ 2,459,542.00
	Design	USC Development Foundation	\$ 734,984.57
	CRM	Richland PDT, A Joint Venture	\$ 699,666.65
	Utilities	SCE&G	\$ 318,565.09
	Construction	LAD Corporation of West Columbia	\$ 12,892,351.81
	CEI	Richland PDT, A Joint Venture	\$ 1,010,629.60
	Total		
Innovista 2 - Greene Street Phase 2	Planning and Delivery	Richland PDT, A Joint Venture	\$ 104,418.00
	Design	Richland PDT, A Joint Venture	\$ 22,397.22
	Design	SC Department of Transportation	\$ 337.81
	Design	USC Development Foundation	\$ 991,478.57
	Right-of-Way	Richland PDT, A Joint Venture	\$ 24,840.00
	Right-of-Way	Willoughby & Hoefer, P.A.	\$ 9,012.85
	Total		
Broad River Neighborhood Improvements	Planning and Delivery	Richland PDT, A Joint Venture	\$ 49,564.14
	Design	Parrish & Partners, LLC	\$ 24,863.24
	Design	Parrish & Partners, LLC (service order #4)	\$ 193,975.40
	Right-of-Way	Richland PDT, A Joint Venture	\$ 3,360.00
	CRM	Richland PDT, A Joint Venture	\$ 72,315.00
Total			\$ 344,077.78
Decker Boulevard Neighborhood Improvements	Planning and Delivery	Richland PDT, A Joint Venture	\$ 14,660.35
	Design	Holt Consulting Company, LLC	\$ 84,283.00
	Total		\$ 98,943.35
Candlewood Neighborhood Improvements	Planning and Delivery	Richland PDT, A Joint Venture	\$ 4,365.30
	Design	Civil Engineering Consulting Services, Inc.	\$ 65,630.05
	Design	Civil Engineering Consulting Services, Inc.	\$ 23,226.35
	CRM	Richland PDT, A Joint Venture	\$ 22,713.06
	Total		\$ 115,934.76
SPECIAL TOTAL			\$ 36,645,399.33
INTERSECTION IMPROVEMENTS			
Broad River Rd. and Rushmore Rd. Intersection	Planning and Delivery	Richland PDT, A Joint Venture	\$ 154,091.53
	Design	M.B. Kahn Construction Co., Inc.	\$ 31,489.56
	Design	SC Department of Transportation	\$ 2,309.18
	CRM	Richland PDT, A Joint Venture	\$ 40,500.00
	Design-Build	C.R. Jackson, Inc.	\$ 879,200.00
	Design-Build	M.B. Kahn Construction Co., Inc.	\$ 29,125.00
	CEI	Richland PDT, A Joint Venture	\$ 58,500.00
	Total		\$ 1,195,215.27
Bull St. and Elmwood Ave. Intersection	Planning and Delivery	Richland PDT, A Joint Venture	\$ 404.80
	Total		\$ 404.80
Clemson Rd. and Rhame Rd./North Springs Rd. Intersection	Planning and Delivery	Richland PDT, A Joint Venture	\$ 253,641.49
	Design	M.B. Kahn Construction Co., Inc.	\$ 42,748.71
	Design	SC Department of Transportation	\$ 2,714.70
	Right-of-Way	Willoughby & Hoefer, P.A.	\$ 132,726.90
	CRM	Richland PDT, A Joint Venture	\$ 63,000.00
	Utilities	SCE&G	\$ 158,421.12
	Design-Build	C.R. Jackson, Inc.	\$ 2,446,787.00
	Design-Build	M.B. Kahn Construction Co., Inc.	\$ 15,037.50
	CEI	Richland PDT, A Joint Venture	\$ 91,000.00
	Total		\$ 3,206,077.42
Clemson Rd. and Sparkleberry Ln. Intersection	Planning and Delivery	Richland PDT, A Joint Venture	\$ 39,238.17
	Design	Cox & Dinkins, Inc.	\$ 105,119.50
	Design	Richland PDT, A Joint Venture	\$ 167,888.85
	Design	SC Department of Transportation	\$ 535.92
	Right-of-Way	Richland PDT, A Joint Venture	\$ 11,145.00
	Right-of-Way	Right of Way Property Owners	\$ 3,150,000.00
	Right-of-Way	Willoughby & Hoefer, P.A.	\$ 9,012.85
	Total		\$ 3,482,940.29

CATEGORY / PROJECT	PHASE	VENDOR NAME / DESCRIPTION	AMOUNT
Farrow Rd. and Pisgah Church Rd. Intersection	Planning and Delivery	Richland PDT, A Joint Venture	\$ 144,771.01
	Design	M.B. Kahn Construction Co., Inc.	\$ 53,345.56
	Design	SC Department of Transportation	\$ 3,808.33
	Right-of-Way	Willoughby & Hoefer, P.A.	\$ 30,646.36
	CRM	Richland PDT, A Joint Venture	\$ 108,000.00
	Utilities	SCE&G	\$ 7,883.56
	Design-Build	C.R. Jackson, Inc.	\$ 560,500.00
	Design-Build	M.B. Kahn Construction Co., Inc.	\$ 29,125.00
	Total		\$ 938,079.82
Gamers Ferry Rd. and Harmon Rd. Intersection	Planning and Delivery	Richland PDT, A Joint Venture	\$ 5,931.50
	Design	Cox & Dinkins, Inc.	\$ 98,980.43
	Design	Richland PDT, A Joint Venture	\$ 5,000.00
	Total		\$ 109,911.93
Hardscrabble Rd./Kelly Mill Rd./Rimer Pond Rd. Intersection	Planning and Delivery	Richland PDT, A Joint Venture	\$ 404.80
	Total		\$ 404.80
Kennerly Rd. and Coogler Rd./Steeple Ridge Rd. Intersection	Planning and Delivery	Richland PDT, A Joint Venture	\$ 261,246.09
	Design	M.B. Kahn Construction Co., Inc.	\$ 47,920.51
	Design	SC Department of Transportation	\$ 3,273.55
	Right-of-Way	Willoughby & Hoefer, P.A.	\$ 58,871.08
	CRM	Richland PDT, A Joint Venture	\$ 63,000.00
	Design-Build	C.R. Jackson, Inc.	\$ 1,893,218.50
	Design-Build	M.B. Kahn Construction Co., Inc.	\$ 29,125.00
	CEI	Richland PDT, A Joint Venture	\$ 91,000.00
	Total		\$ 2,447,654.73
North Main St. and Monticello Rd. Intersection	Planning and Delivery	Richland PDT, A Joint Venture	\$ 404.80
	Total		\$ 404.80
North Springs Rd. and Harrington Rd. Intersection	Planning and Delivery	Richland PDT, A Joint Venture	\$ 13,464.33
	Design	Cox & Dinkins, Inc.	\$ 91,537.57
	Design	M.B. Kahn Construction Co., Inc.	\$ 2,385.58
	Design	Richland PDT, A Joint Venture	\$ 5,000.00
	Construction	M.B. Kahn Construction Co., Inc.	\$ 14,087.50
	Total		\$ 126,474.98
North Springs Rd. and Risdon Way Intersection	Planning and Delivery	Richland PDT, A Joint Venture	\$ 199,490.58
	Design	M.B. Kahn Construction Co., Inc.	\$ 32,072.06
	Design	SC Department of Transportation	\$ 4,235.53
	CRM	Richland PDT, A Joint Venture	\$ 40,500.00
	Design-Build	C.R. Jackson, Inc.	\$ 1,377,240.00
	Design-Build	M.B. Kahn Construction Co., Inc.	\$ 29,125.00
	CEI	Richland PDT, A Joint Venture	\$ 58,500.00
Total		\$ 1,741,163.17	
Screaming Eagle Rd. and Percival Rd. Intersection	Planning and Delivery	Richland PDT, A Joint Venture	\$ 8,900.78
	Design	Cox & Dinkins, Inc.	\$ 119,550.33
	Design	Richland PDT, A Joint Venture	\$ 5,000.00
	Total		\$ 133,451.11
Summit Pkwy and Summit Ridge Rd. Intersection	Planning and Delivery	Richland PDT, A Joint Venture	\$ 189,779.21
	Design	M.B. Kahn Construction Co., Inc.	\$ 25,288.02
	CRM	Richland PDT, A Joint Venture	\$ 31,500.00
	Design-Build	C.R. Jackson, Inc.	\$ 1,049,104.94
	Design-Build	M.B. Kahn Construction Co., Inc.	\$ 29,125.00
	CEI	Richland PDT, A Joint Venture	\$ 45,500.00
Total		\$ 1,370,297.17	
Wilson Blvd. and Killian Rd. Intersection	Planning and Delivery	Richland PDT, A Joint Venture	\$ 404.80
	Total		\$ 404.80
Wilson Blvd. and Pisgah Church Rd. Intersection	Planning and Delivery	Richland PDT, A Joint Venture	\$ 404.81
	Total		\$ 404.81
INTERSECTION IMPROVEMENTS TOTAL			\$ 14,753,289.90
RESURFACING			
Resurfacing Projects Program	Planning and Delivery	Richland PDT, A Joint Venture	\$ 262,080.67
	Design	M.B. Kahn Construction Co., Inc.	\$ 18,400.00
	Design	Richland PDT, A Joint Venture	\$ 847,230.00
	Total		\$ 1,127,710.67
2014 Resurfacing Package "A"	Planning and Delivery	Richland PDT, A Joint Venture	\$ 354,688.15



TRANSPORTATION PROGRAM

**RICHLAND TRANSPORTATION PENNY PROGRAM
EXPENDITURES BY PHASE AND VENDOR**

CATEGORY / PROJECT	PHASE	VENDOR NAME / DESCRIPTION	AMOUNT
	Design	Richland PDT, A Joint Venture	\$ (12,406.42)
	Construction	Sloan Construction Company	\$ 966,171.65
	CEI	Richland PDT, A Joint Venture	\$ 67,269.58
	Total		\$ 1,375,722.96
2014 Resurfacing Package "B"	Planning and Delivery	Richland PDT, A Joint Venture	\$ 399,654.09
	Design	Richland PDT, A Joint Venture	\$ (14,680.96)
	Construction	Sloan Construction Company	\$ 1,204,393.90
	CEI	Richland PDT, A Joint Venture	\$ 83,044.35
	Total		\$ 1,672,411.38
2014 Resurfacing Package "C"	Planning and Delivery	Richland PDT, A Joint Venture	\$ 237,793.19
	Design	Richland PDT, A Joint Venture	\$ (15,880.88)
	Construction	Carolina Bridge Company, Inc.	\$ 1,182,876.63
	CEI	Richland PDT, A Joint Venture	\$ 82,072.38
	Total		\$ 1,486,861.32
2016 Resurfacing Package "H"	Planning and Delivery	Richland PDT, A Joint Venture	\$ 408,771.43
	Construction	The Lane Construction Corporation	\$ 4,433,827.01
	CEI	Richland PDT, A Joint Venture	\$ 485,271.11
	Total		\$ 5,327,869.55
2016 Resurfacing Package "I"	Planning and Delivery	Richland PDT, A Joint Venture	\$ 8,419.38
	Construction	LCl Lineberger Construction	\$ 822,926.01
	CEI	Richland PDT, A Joint Venture	\$ 65,666.09
	Total		\$ 897,011.48
2016 Resurfacing Package "J"	Planning and Delivery	Richland PDT, A Joint Venture	\$ 5,329.32
	Construction	LCl Lineberger Construction	\$ 434,672.83
	CEI	Richland PDT, A Joint Venture	\$ 41,565.43
	Total		\$ 481,567.58
2016 Resurfacing Package "K"	Planning and Delivery	Richland PDT, A Joint Venture	\$ 4,816.89
	Construction	LCl Lineberger Construction	\$ 460,472.72
	CEI	Richland PDT, A Joint Venture	\$ 37,568.78
	Total		\$ 502,858.39
2016 Resurfacing Package "M"	Planning and Delivery	Richland PDT, A Joint Venture	\$ 30,465.78
	CEI	Richland PDT, A Joint Venture	\$ 59,403.64
	Total		\$ 89,869.42
Transportation Improvement Contract - Resurfacing	Planning and Delivery	Richland PDT, A Joint Venture	\$ 21,447.54
	CEI	Richland PDT, A Joint Venture	\$ 43,595.06
	Construction	Palmetto Corp. of Conway	\$ 242,494.16
	Total		\$ 307,536.76
Pavement Management System	Planning and Delivery	Richland PDT, A Joint Venture	\$ 123,079.92
	Design	Richland PDT, A Joint Venture	\$ 343,000.00
	Total		\$ 466,079.92
RESURFACING TOTAL			\$ 13,735,499.43
DIRT ROAD PAVING			
Dirt Road Paving Program Management	Program Management	Dennis Corp	\$ 301,731.22
	Program Management	Dennis Corp	\$ 3,210,509.24
	Planning and Delivery	Richland PDT, A Joint Venture	\$ 618,556.52
	Design	Mead & Hunt	\$ 435,536.62
	Design	Richland PDT, A Joint Venture	\$ 21,734.92
	Right-of-Way	Mead & Hunt	\$ 81,231.00
	Construction	3M Traffic Safety Systems	\$ 14,300.00
	Total		\$ 4,683,599.52
2014 Dirt Road Paving Package "B"	Planning and Delivery	Richland PDT, A Joint Venture	\$ 126,180.40
	Construction	Lane Construction	\$ 1,066,720.61
	Total		\$ 1,192,901.01
2014 Dirt Road Paving Package "C"	Planning and Delivery	Richland PDT, A Joint Venture	\$ 267,014.05
	Right-of-Way	Willoughby & Hoefer, P.A.	\$ 23,012.45
	Utilities	Mid-Carolina Electric Cooperative, Inc.	\$ 8,852.38
	Construction	Eagle Construction	\$ 1,079,265.46
	Total		\$ 1,378,144.34
2014 Dirt Road Paving Package "D"	Planning and Delivery	Richland PDT, A Joint Venture	\$ 262,954.31
	Construction	Lane Construction	\$ 736,682.74



CATEGORY / PROJECT	PHASE	VENDOR NAME / DESCRIPTION	AMOUNT
	Construction	M.B. Kahn Construction Co., Inc.	\$ 45,380.00
	Total		\$ 1,045,017.05
2014 Dirt Road Paving Package "E"	Planning and Delivery	Richland PDT, A Joint Venture	\$ 132,387.51
	Design	M.B. Kahn Construction Co., Inc.	\$ 5,000.00
	Construction	C.R. Jackson	\$ 494,521.47
	Construction	M.B. Kahn Construction Co., Inc.	\$ 44,170.00
	Total		\$ 676,078.98
Dirt Road Package "F" Jouster Street	Planning and Delivery	Richland PDT, A Joint Venture	\$ 22,264.41
	CRM	Richland PDT, A Joint Venture	\$ 9,610.00
	CEI	Richland PDT, A Joint Venture	\$ 8,329.84
	Construction	Armstrong Contractors, LLC	\$ 127,504.16
	Total		\$ 167,708.41
Transportation Improvement Contract - Dirt Road	Planning and Delivery	Richland PDT, A Joint Venture	\$ 14,166.56
	CRM	Richland PDT, A Joint Venture	\$ 90,242.88
	Construction	Palmetto Corp. of Conway	\$ 368,591.07
	CEI	Richland PDT, A Joint Venture	\$ 86,900.58
	Total		\$ 559,901.09
DIRT ROAD PAVING TOTAL			\$ 9,703,350.40
MITIGATION BANK			
Mitigation Bank	Mitigation Bank	Richland PDT, A Joint Venture	\$ 169,040.50
	Mitigation Bank	First American	\$ 6,673,654.42
	Mitigation Bank	Mill Creek Mitigation Holdings	\$ 2,702,541.00
	Total		\$ 9,545,235.92
MITIGATION BANK TOTAL			\$ 9,545,235.92
GREENWAYS			
Gills Creek A Greenway (Lake Katherine to Bluff Road)	Planning and Delivery	Richland PDT, A Joint Venture	\$ 16,144.10
	Design	Holt Consulting Company, LLC	\$ 138,174.25
	Design	Richland PDT, A Joint Venture	\$ 728.83
	Total		\$ 155,047.18
Lincoln Tunnel Greenway	Planning and Delivery	Richland PDT, A Joint Venture	\$ 199,927.07
	Design	Richland PDT, A Joint Venture	\$ (41,467.48)
	CRM	Richland PDT, A Joint Venture	\$ 40,185.00
	Construction	AOS Specialty Contractors, Inc.	\$ 1,163,380.96
	CEI	Richland PDT, A Joint Venture	\$ 107,024.23
	Total		\$ 1,469,049.78
Smith/Rocky Branch Greenway C (Downtown to Granby Park)	Planning and Delivery	Richland PDT, A Joint Venture	\$ 1,795.02
	Total		\$ 1,795.02
Three Rivers Greenway Extension	Planning and Delivery	Richland PDT, A Joint Venture	\$ 110,253.72
	Design	Kenneth B. Simmons Associates, LLC	\$ 99,194.00
	Design	Richland PDT, A Joint Venture	\$ (9,494.34)
	Right-of-Way	Richland PDT, A Joint Venture	\$ 10,340.00
	Right-of-Way	Right of Way Property Owners	\$ 40,000.00
	CRM	Richland PDT, A Joint Venture	\$ 337,742.43
	Construction	AOS Specialty Contractors, Inc.	\$ 1,319,114.60
	Construction	Kenneth B. Simmons Associates, LLC	\$ 22,145.16
	CEI	Richland PDT, A Joint Venture	\$ 162,616.72
	Total		\$ 2,091,912.29
GREENWAYS TOTAL			\$ 3,717,804.27
SIDEWALKS			
Alpine Rd Sidewalk (Two Notch Rd to Percival Rd)	Planning and Delivery	Richland PDT, A Joint Venture	\$ 6,608.26
	Total		\$ 6,608.26
Harrison Road Sidewalk (Two Notch Rd to Forest Dr)	Planning and Delivery	Richland PDT, A Joint Venture	\$ 12,296.62
	Right-of-Way	Richland PDT, A Joint Venture	\$ 63,655.00
	Right-of-Way	Right of Way Property Owners	\$ 12,400.00
	CRM	Richland PDT, A Joint Venture	\$ 50,713.11
	Total		\$ 139,064.73
Percival Road Sidewalk (Forest Dr to Decker Blvd)	Planning and Delivery	Richland PDT, A Joint Venture	\$ 22,225.31
	Design	Holt Consulting Company, LLC	\$ 120,289.00
	Design	Holt Consulting Company, LLC	\$ 87,978.30
	Total		\$ 230,492.61
Polo Rd Sidewalk (Mallet Hill Rd to Alpine Rd)	Planning and Delivery	Richland PDT, A Joint Venture	\$ 8,784.09
	Right-of-Way	Richland PDT, A Joint Venture	\$ 15,920.00



CATEGORY / PROJECT	PHASE	VENDOR NAME / DESCRIPTION	AMOUNT
	Total		\$ 24,704.09
Sunset Sidewalk (Elmhurst Road to River Drive)	Planning and Delivery	Richland PDT, A Joint Venture	\$ 10,160.63
	Design	Mead & Hunt, Inc.	\$ 165,552.65
	Total		\$ 175,713.28
2015 PDT Sidewalk Projects	Planning and Delivery	Richland PDT, A Joint Venture	\$ 49,598.06
	Design	Richland PDT, A Joint Venture	\$ 60,300.95
	Right-of-Way	Richland PDT, A Joint Venture	\$ 2,580.00
	CRM	Richland PDT, A Joint Venture	\$ 114,429.57
	Total		\$ 226,908.58
2015 Sidewalk Package "S1"	Planning and Delivery	Richland PDT, A Joint Venture	\$ 14,577.19
	Construction	Armstrong Contractors, LLC	\$ 98,548.72
	Total		\$ 113,125.91
2015 Sidewalk Package "S2"	Planning and Delivery	Richland PDT, A Joint Venture	\$ 16,519.77
	CRM	Richland PDT, A Joint Venture	\$ 3,536.78
	Construction	C.B.D., Inc.	\$ 148,257.32
	Total		\$ 168,313.87
2015 Sidewalk Package "S3"	Planning and Delivery	Richland PDT, A Joint Venture	\$ 22,147.44
	Construction	Orion Construction Company	\$ 224,522.10
	CEI	Richland PDT, A Joint Venture	\$ 2,428.89
	Total		\$ 249,098.43
2015 OET Sidewalk Projects	Planning and Delivery	Richland PDT, A Joint Venture	\$ 88,870.92
	Design	Mead & Hunt, Inc.	\$ 790,095.77
	Design	SC Department of Transportation	\$ 4,523.42
	Total		\$ 883,490.11
2015 Sidewalk Package "S4"	Planning and Delivery	Richland PDT, A Joint Venture	\$ 7,730.44
	Construction	Orion Construction Company	\$ 69,797.69
	Total		\$ 77,528.13
2015 Sidewalk Package "S5"	Planning and Delivery	Richland PDT, A Joint Venture	\$ 9,652.42
	Construction	Armstrong Contractors	\$ 103,733.60
	CEI	Richland PDT, A Joint Venture	\$ 10,864.50
	Total		\$ 124,250.52
Sidewalk Package "S6"	Planning and Delivery	Richland PDT, A Joint Venture	\$ 4,918.62
	Right-of-Way	Richland PDT, A Joint Venture	\$ 4,050.00
	CRM	Richland PDT, A Joint Venture	\$ 44,202.10
	Utilities	SCE&G	\$ 3,382.83
	Total		\$ 56,553.55
2016 PDT Sidewalks	Planning and Delivery	Richland PDT, A Joint Venture	\$ 4,418.93
	Design	Richland PDT, A Joint Venture	\$ 58,480.78
	Right-of-Way	Richland PDT, A Joint Venture	\$ 4,050.00
	CRM	Richland PDT, A Joint Venture	\$ 6,864.63
	Total		\$ 73,814.34
Transportation Improvement Contract - Sidewalk	Planning and Delivery	Richland PDT, A Joint Venture	\$ 400.87
	CRM	Richland PDT, A Joint Venture	\$ 2,553.60
	Construction	Palmetto Corp. of Conway	\$ 56,828.92
	CEI	Richland PDT, A Joint Venture	\$ 4,918.05
	Total		\$ 64,701.44
SIDEWALKS TOTAL			\$ 2,614,367.85
BIKEWAYS			
Fort Jackson Blvd Bikeways (Devine St to Newell Rd)	Planning and Delivery	Richland PDT, A Joint Venture	\$ 3,363.17
	Design	Holt Consulting Company, LLC	\$ 39,854.50
	Total		\$ 43,217.67
2015 Bikeway Projects	Planning and Delivery	Richland PDT, A Joint Venture	\$ 28,497.28
	Design	Richland PDT, A Joint Venture	\$ 9,978.80
	CRM	Richland PDT, A Joint Venture	\$ 31,561.25
	Total		\$ 70,037.33
BIKEWAYS TOTAL			\$ 113,255.00
PEDESTRIAN IMPROVEMENT PROJECTS			
Pedestrian Improvement Projects Planning	Planning and Delivery	Richland PDT, A Joint Venture	\$ 25,444.28



TRANSPORTATION PROGRAM

RICHLAND TRANSPORTATION PENNY PROGRAM
EXPENDITURES BY PHASE AND VENDOR

CATEGORY / PROJECT	PHASE	VENDOR NAME / DESCRIPTION	AMOUNT
	CRM	Richland PDT, A Joint Venture	\$ 36,938.67
	Total		\$ 62,382.95
PEDESTRIAN IMPROVEMENT PROJECTS TOTAL			\$ 62,382.95
GRAND TOTAL			\$ 284,271,174.20



From: Samuel L. Scheib, Director of Planning and Development

To: Transportation Penny Advisory Committee

Re: The COMET updates for January 2018 TPAC Meeting

Date: January 17, 2018

The COMET provides the following updates for the TPAC’s review:

Service Hours: The COMET receives 29% of each penny collected from the Richland County Penny for Transportation Sales Tax Program, less a 3% administrative fee. The Penny is set to expire when The COMET has collected \$300,991,000 and/or 22 years, whichever comes first. These circumstances put the agency at somewhat of a disadvantage because we depend on the Penny for operations, while the other recipients use the funds for capital projects.

In order to budget for the future, the board of directors of The COMET has adopted a funding policy based on the number of service hours provided each year in the amount of **187,650**. Before fiscal year 2019 begins in July, The COMET will bring the system within this figure (we currently operate **208,000** service hours). The figure of **187,650** hours will keep the organization within annual budgeting parameters (as has been the case since the Penny collections began) and will keep the agency solvent until a possible renewal vote is taken in the year 2028. The number of hours may be increased if The COMET can find additional revenues (such as contracts with agency partners).

Vehicles: All 31 of the vehicles purchased in FY2018 are now wrapped and in service. This includes 8 propane-powered cutaways, 15 35-foot heavy-duty, and 8 40-foot heavy-duty buses. During the end of 2016, one bus (known as “the Pink Bus”) was wrapped as an advertisement indicating what was coming (it read: “Coming in 2017”). This new vehicle will be rewrapped as a Purple Heart Bus replacing the old model (2002 Blue Bird bus) that was put in service during 2015. It was originally completed through a partnership between The COMET, Richland County, Lexington County, and the City of Columbia. That wrapped 2002 Blue Bird vehicle was seriously damaged from a rear-end accident beyond repair in May 2017, and was taken out of service. Below is what the new Purple Heart Vehicle will look like when it goes in service.




Service Changes: The COMET made significant changes to routes 5 and 15, covering Forest Drive with the 701, making connections with routes 75, 76, and 77, which created a new “Connection Protection Zone” on Little Road at the Forest Drive Walmart. Route 75 covers Percival, Decker, and Parklane to the Midlands Technical College NE Campus; route 76 serves Fort Jackson, replacing Route 5; and Route 77 extends service to Faraway and Polo Roads.

A proposal for making changes to the northwest part of the service area is under consideration. There are currently three vehicles on two routes (34 and 34b) in the northwest. The proposal would add two vehicles and replace the two current routes with four new routes including an express route to the Parkridge Hospital and Harbison area. *A Public Hearing will be held on Tuesday, January 30, 2018 at the Laurel Street Transit Center from 5:30pm to 7:00pm.*

Ridership: Ridership reports for November 2017 and December 2017 are attached. The COMET has seen steady ridership growth since putting the new vehicles into service, including getting to record levels in October of 246,077 boardings. In December the previous 12 month’s ridership was almost 100,000 more boardings than in December 2016.

November 2017

Ridership	2016	2017	Difference
Total Ridership	205,860	222,010	▲ 16,150
Fixed Route	200,869	215,439	▲ 14,570
DART	4,991	6,571	▲ 1,580
Other Ridership			▬ -
Service weekdays	22	22	▬ 0
Service weekend days	9	9	▬ 0
Average weekday riders	7,824	8,397	▲ 573
Average weekend riders	3,194	3,412	▲ 218
Events and occurrences		DART restrictions (3/4 mile & time) begin	
 Weather	☀ Ave high 71°; Ave low 42°; Ave temp 57°. ⬧ 3 days of rain (2.01 inches)	☀ Ave high 69°; Ave low 42°; Ave temp 56°. ⬧ 10 days of rain (1.28 inches)	

Route	Description	2016		2017		Difference	
		Boardings	Efficiency	Boardings	Efficiency	Boardings	Efficiency
Weekdays							
1	Vista to Five Points*	-	-	1,481	4		
2	Vista to Taylor St*	-	-	742	2		
101	North Main	17,792	24	19,733	26	▲ 1,941	▲ 3
11	Fairfield Road	5,499	15	6,142	17	▲ 643	▲ 2
12	Edgewood	6,660	22	6,751	22	▲ 91	▬ 0
6	Eau Clair	4,217	13	5,119	16	▲ 902	▲ 3
31	Denny Heights	2,517	13	2,759	14	▲ 242	▲ 1
201	Rosewood	8,435	11	7,342	10	▼ -1,093	▼ -1
22	In town	1,410	5	1,409	5	▼ -1	▼ 0
301	Farrow Road	10,319	14	9,935	14	▼ -384	▼ -1
32	North Main to Hard Scrabble	3,638	11	4,371	13	▲ 733	▲ 2
401	Devine St	14,673	19	15,697	21	▲ 1,024	▲ 1
42	Millwood Ave	4,722	15	4,746	15	▲ 24	▬ 0
45	Leesburg - Hazelwood	8,459	21	8,687	22	▲ 228	▬ 1
46	Lower Richland Blvd	1,895	6	2,087	7	▲ 192	▬ 1
47	Lower Richland	1,974	6	2,783	8	▲ 809	▲ 2
16	Two Notch Road	15,432	21	15,734	21	▲ 302	▬ 0
52X	Blythewood Express	-	-	551	4		
55	Sandhills	2,761	9	2,911	8	▲ 150	▼ 0
601	Shop Road	8,679	11	9,251	12	▲ 572	▬ 1
62	ReFlex	292	1	525	2	▲ 233	▬ 1
63	Garnet	1,769	3	2,834	5	▲ 1,065	▲ 2
15	Forest Drive	21,209	19	20,648	18	▼ -561	▼ 0
5	Fort Jackson	623	4	821	5	▲ 198	▲ 1
17	Harrison Road	1,312	10	1,658	13	▲ 346	▲ 3
34	Broad River	14,768	19	14,970	19	▲ 202	▬ 0
34b	St Andrews	7,529	20	7,632	21	▲ 103	▬ 0
88	Crosstown	2,163	8	2,208	8	▲ 45	▬ 0
26	West Columbia	2,127	27	4,116	53	▲ 1,989	▲ 26
28	Midlands Tech Airport Cmp.	1,253	19	1,091	9	▼ -162	▼ -11
TOTALS		172,127		184,734		▲ 12,607	

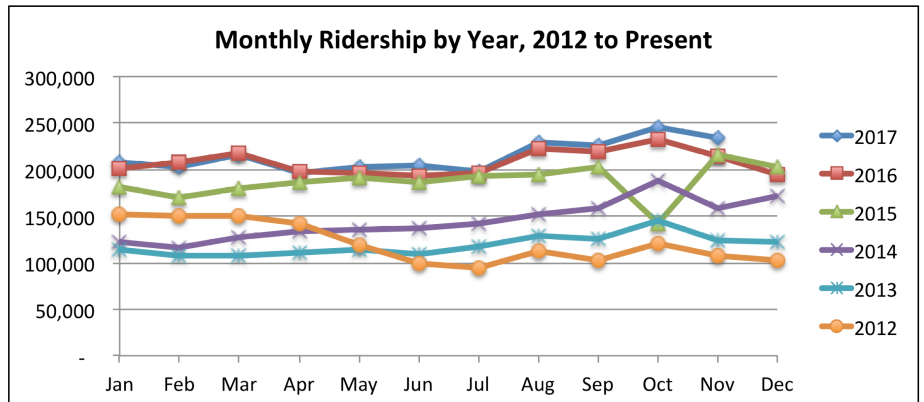
Route	Description	Boardings	Efficiency	Boardings	Efficiency	Boardings	Efficiency
Weekends							
101	North Main	2,960	21	3,308	23	348	2
11	Fairfield Road	865	6	1,359	10	494	4
12	Edgewood	1,452	12	1,446	12	-6	0
6	Eau Clair	394	4	353	4	-41	0
31	Denny Heights	727	9	548	7	-179	-2
201	Rosewood	800	6	929	7	129	1
22	In town	310	2	217	2	-93	-1
301	Farrow Road	1,398	11	1,426	11	28	0
32	North Main to Hard Scrabble	897	6	1,072	8	175	1
401	Devine St	2,007	15	2,259	17	252	2
42	Millwood Ave	1,128	9	1,204	10	76	1
45	Leesburg - Hazelwood	1,623	12	1,894	14	271	2
16	Two Notch Road	2,592	19	2,414	18		
55	Sandhills	1,108	9	1,196	10	88	1
601	Shop Road	1,265	6	1,405	6	140	1
15	Forest Drive	3,280	15	3,739	18	459	2
5	Fort Jackson	501	8	601	9	100	2
34	Broad River	3,221	12	3,207	12	-14	0
34b	St Andrews	1,642	13	1,635	13	-7	0
88	Crosstown	572	5	493	4	-79	-1
TOTALS		28,742		30,705		1,963	

Performance Measures

	Previous 12 months Ridership	2,504,228	2,557,194	▲ 52,966
	Weekday hours of service	11,836	12,075	▲ 239
	Weekend hours of service	2,793	2,793	▬ 0
	Peak vehicles in operation	39	42	▲ 3
	Fixed route cost per trip	\$6.31	\$5.73	✓ -\$0.6
	Paratransit cost per trip	\$47.49	\$32.15	✓ -\$15.3
	Ratio of direct cost to service*	72%	83%	▲ 11%

Year over Year Comparison

November-17	222,010
November-16	205,860
November-15	202,967
November-14	171,559
November-13	122,079
November-12	102,649



*Direct service expenses: contractors, diesel, propane, tickets and transfers, fare collection, preventive maintenance

December 2017








Ridership		2016	2017	Difference	
Total Ridership		194,018	208,934	▲	14,916
Fixed Route		189,417	203,487	▲	14,070
DART		4,601	5,447	▲	846
Other Ridership		-	-	—	-
Service weekdays		22	22	—	0
Service weekend days		9	9	—	0
Average weekday riders		7,311	7,502	▲	191
Average weekend riders		3,175	4,272	▲	1,097
Events and occurrences		Christmas Day - No service	Christmas Day - No service		
Weather		☽ Ave high 60°; Ave low 40°; Ave temp 50°. ☀ 13 days of rain (3.35 inches)	☽ Ave high 60°; Ave low 39°; Ave temp 50°. ☀ 9 days of rain (3.29 inches)		

Orange cells show routes that did not meet the 15 boardings per hour standard.

Route	Description	2016		2017		Difference	
		Boardings	Efficiency	Boardings	Efficiency	Boardings	Efficiency
Weekdays							
1	Vista to Five Points*	-	-	1,574	5		
2	Vista to Taylor St*	-	-	998	3		
101	North Main	16,415	22	17,050	23	▲ 635	— 1
11	Fairfield Road	5,187	14	5,591	15	▲ 404	▲ 1
12	Edgewood	6,948	23	5,940	20	▼ -1,008	▼ -3
6	Eau Clair	4,012	13	4,475	14	▲ 463	▲ 1
31	Denny Heights	2,403	12	2,233	12	▼ -170	▼ -1
201	Rosewood	7,546	10	6,378	8	▼ -1,168	▼ -2
22	In town	1,338	4	1,091	3	▼ -247	▼ -1
301	Farrow Road	9,588	13	9,391	13	▼ -197	▼ 0
32	North Main to Hard Scrabble	3,473	11	3,689	11	▲ 216	— 1
401	Devine St	14,621	19	14,502	19	▼ -119	▼ 0
42	Millwood Ave	4,567	14	4,506	14	▼ -61	▼ 0
45	Leesburg - Hazelwood	7,128	18	8,019	20	▲ 891	▲ 2
46	Lower Richland Blvd	1,879	6	2,009	7	▲ 130	— 0
47	Lower Richland	2,089	6	2,113	6	▲ 24	— 0
16	Two Notch Road	14,040	19	13,908	19	▼ -132	▼ 0
52X	Blythewood Express	-	-	464	4		
55	Sandhills	2,628	8	2,382	7	▼ -246	▼ -1
601	Shop Road	8,154	11	8,688	11	▲ 534	— 1
62	ReFlex	256	1	413	1	▲ 157	— 1
63	Garnet	1,459	3	1,702	3	▲ 243	— 0
15	Forest Drive	20,682	18	18,939	17	▼ -1,743	▼ -2
5	Fort Jackson	532	3	404	3	▼ -128	▼ -1
17	Harrison Road	928	7	1,692	13	▲ 764	▲ 6
34	Broad River	14,467	19	13,170	17	▼ -1,297	▼ -2
34b	St Andrews	5,395	15	6,714	18	▲ 1,319	▲ 4
88	Crosstown	1,898	7	2,123	8	▲ 225	— 1
26	West Columbia	1,651	21	3,418	44	▲ 1,767	▲ 23
28	Midlands Tech Airport Cmp.	1,555	24	1,464	11	▼ -91	▼ -12
TOTALS		160,839		165,040		▲ 4,201	

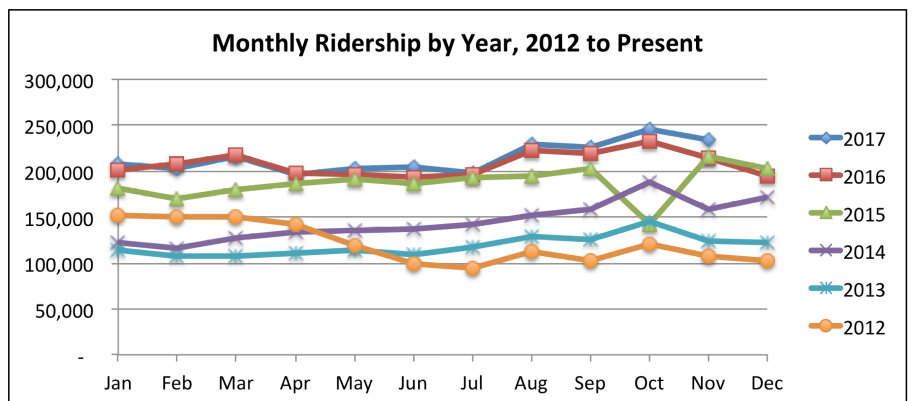
Route	Description	Boardings	Efficiency	Boardings	Efficiency	Boardings	Efficiency
Weekends							
101	North Main	3,001	21	4,121	29	1,120	8
11	Fairfield Road	1,038	8	1,553	11	515	4
12	Edgewood	955	8	1,941	17	986	8
6	Eau Clair	388	4	398	4	10	0
31	Denny Heights	589	7	668	8	79	1
201	Rosewood	991	7	1,249	9	258	2
22	In town	195	1	248	2	53	0
301	Farrow Road	1,275	10	1,632	13	357	3
32	North Main to Hard Scrabble	912	6	1,347	10	435	3
401	Devine St	1,883	14	2,768	20	885	6
42	Millwood Ave	1,183	10	1,707	14	524	4
45	Leesburg - Hazelwood	1,709	13	2,316	17	607	5
16	Two Notch Road	2,406	18	2,996	22		
55	Sandhills	1,068	9	1,392	11	324	3
601	Shop Road	1,472	6	1,918	8	446	2
15	Forest Drive	3,623	17	4,388	21	765	4
5	Fort Jackson	256	4	668	10	412	6
34	Broad River	3,353	12	4,305	16	952	3
34b	St Andrews	1,894	15	2,195	18	301	2
88	Crosstown	387	3	637	5	250	2
TOTALS		28,578		38,447		9,869	

Performance Measures

	Previous 12 months Ridership	2,496,108	2,595,347	▲ 99,239
	Weekday hours of service	11,836	12,075	▲ 239
	Weekend hours of service	2,793	2,793	▬ 0
	Peak vehicles in operation	39	42	▲ 3
	Fixed route cost per trip	\$6.69	\$6.07	✓ -\$0.6
	Paratransit cost per trip	\$51.51	\$38.79	✓ -\$12.7
	Ratio of direct cost to service*	72%	83%	▲ 11%

Year over Year Comparison

December-17	208,934
December-16	194,018
December-15	202,967
December-14	171,559
December-13	122,079
December-12	102,649



*Direct service expenses: contractors, diesel, propane, tickets and transfers, fare collection, preventive maintenance

Central Midlands Regional Transit Authority
Balance Sheet
As of December 31, 2017

Assets

Current Assets

Petty Cash	300.00	
Cash-Operating (WELLS FARGO)	3,898,333.04	
Cash (SC Community Bank)	2,170,275.95	
Capital Reserve Funding (SCCB)	2,639,983.48	
Accts Receivable- Local Gov't	15,111.65	
Accts Receivable-Ticket Sales	164,169.50	
Accts Receivable -Fairbox Revenue	35,339.68	
Accts Receivable - Due from other gov't	2,533,064.19	
Accts Receivable - Deferred 1% Sales Tax	5,151,603.92	
Accts Receivable - OPT Rural 5311	54,522.00	
Accts Receivable - SMTF	-	
Accts Receivable - 1% Sales Tax Est. Revenue	6,991,475.45	
Accts Receivable - Interest Revenue Earned	19,566.74	
Inventory	32,537.92	
Prepaid Insurance	99,275.05	
Prepaid Expenses	133,108.82	
Total Current Assets:		\$ 23,938,667.39

Fixed Assets

Land	1,742,521.78	
Building	13,994,267.99	
DART Vehicles	2,776,924.20	
Buses	25,404,000.34	
Automobiles	111,114.82	
Equipment	3,319,773.94	
Furniture & Fixtures	222,902.50	
Accumulated Depr.- Furniture & Fixtures	(133,293.29)	
Accumulated Depr.- Equipment	(2,723,213.24)	
Accumulated Depr. - Buildings	(5,435,892.49)	
Accumulated Depr. - Vehicles	(11,656,572.66)	
Total Fixed Assets:		\$ 27,622,533.89

Deferred Outflows of Resources

Deferred Outflows on Pensions	374,990.00	
Total Deferred Outflows of Resources:		\$ 374,990.00

Total Assets:		\$ 51,936,191.28
----------------------	--	-------------------------

Central Midlands Regional Transit Authority
Balance Sheet
As of December 31, 2017

Liabilities

Current Liabilities

Accounts Payable	1,294,868.20		
State Unemployment Tax Payable	118.67		
State Health-Employee	(1,524.06)		
Dental-Employee:	(20.58)		
Dental Plus-Employee:	(297.74)		
Optional Life	90.46		
Dependent Life-Employee	(1.08)		
Supplemental LTD	32.04		
State Vision Plan	(68.53)		
Colonial Life Supplemental	(140.19)		
Accrued Annual Leave	18,138.96		
Credit Card Clearing	-		
Total Current Liabilities	-	\$	1,311,196.15

Long Term Liabilities

OPT-SMTF Deferred Revenue	147,514.00		
Total Long-Term Liabilities:	147,514.00	\$	147,514.00

Deferred Inflows of Resources

Deferred Inflows on Pensions	2,263.00		
Total Deferred Inflows of Resources:	2,263.00	\$	2,263.00

Net Position Liability

Net Position Liability	1,610,533.00		
Total Net Position Liability:	1,610,533.00	\$	1,610,533.00
Total Liabilities:		\$	3,071,506.15

Fund Balance

Fund Balance	44,849,342.82		
Net Assets-Current Year	2,931,134.56		
Fund Balance: Restricted for Vehicle	224,808.00		
Prior Period Adjustment	77,858.75		
Prior Period Adjustment Grant #210	1,400,156.00		
Prior Period Adjustment Restricted Cash	(618,615.00)		
Total Fund Balance:	48,864,685.13		

Total Liabilities & Fund Balance:	51,936,191.28	\$	51,936,191.28
--	---------------	-----------	----------------------

Central Midlands Regional Transit Authority
Statement of Income vs Budget
Period Ended December 31, 2017

	<i>Actual PTD 12/31/2017</i>	<i>Actual YTD</i>	<i>Budgeted \$ YTD 12/31/2017</i>	<i>\$ - Var Budget</i>	<i>PY PTD 12/31/2016</i>	<i>PTD Actual vs PY</i>	<i>PY YTD 12/31/2016</i>	<i>YTD Actual vs PY</i>
Revenue:								
Passenger Revenue	257,815.94	1,106,773.38	1,139,386.50	32,613.12	128,357.57	129,458.37	1,127,051.69	(20,278.31)
Advertising Revenue	-	38,266.86	4,999.98	(33,266.88)	24,773.71	(24,773.71)	42,046.74	(3,779.88)
In Kind Revenue	-	60,000.00	60,000.00	-	-	-	-	60,000.00
Contracted Services Revenue	-	70,401.04	-	(70,401.04)	-	-	-	70,401.04
Local Revenue - Lexington Cty	15,111.65	93,798.74	90,000.00	(3,798.74)	14,810.80	300.85	88,761.25	5,037.49
Interest Income	276.47	1,629.15	15,000.00	13,370.85	268.74	7.73	9,980.88	(8,351.73)
1% Sales Taxes Revenue Earned	1,398,295.42	9,048,215.79	9,071,552.52	23,336.73	1,343,503.63	54,791.79	9,840,388.10	(792,172.31)
OPT/SMTF 5339	-	-	244,388.52	244,388.52	-	-	-	-
OPT Rural Program 5311 Revenue	-	-	42,469.50	42,469.50	-	-	-	-
Federal Revenue - Capital: Non Prev Maint	107,221.00	346,010.00	1,238,688.00	892,678.00	-	107,221.00	-	346,010.00
Federal Revenue - Capital: Prev. Maint	47,720.00	87,365.00	499,999.98	412,634.98	-	47,720.00	-	87,365.00
Federal Revenue - CapX Fleet Procurement	434,105.00	4,185,732.00	-	(4,185,732.00)	-	434,105.00	-	4,185,732.00
Federal Revenue - Salaried Positions	-	12,209.00	12,319.98	110.98	-	-	17,796.00	(5,587.00)
Miscellaneous Income	-	542.46	750.00	207.54	-	-	2,547.50	(2,005.04)
Total Revenue	\$ 2,260,545.48	\$ 15,050,943.42	\$ 12,419,554.98	\$ (2,631,388.44)	\$ 1,511,714.45	\$ 748,831.03	\$ 11,128,572.16	\$ 3,922,371.26
Gross Revenue	\$ 2,260,545.48	\$ 15,050,943.42	\$ 12,419,554.98	\$ (2,631,388.44)	\$ 1,511,714.45	\$ 748,831.03	\$ 11,128,572.16	\$ 3,922,371.26
Expenses:								
Salaries	59,252.23	306,393.39	430,666.50	124,273.11	57,648.59	1,603.64	355,017.34	(48,623.95)
Fringe Benefits	20,414.04	91,771.00	129,199.98	37,428.98	19,718.71	695.33	111,430.76	(19,659.76)
Vehicle Allowance	-	-	1,800.00	1,800.00	300.00	(300.00)	2,100.00	(2,100.00)
Dues/Subscriptions/Memberships	48.50	2,333.50	15,000.00	12,666.50	400.00	(351.50)	22,034.00	(19,700.50)
Employee Training	4,272.00	42,052.74	25,000.02	(17,052.72)	6,242.24	(1,970.24)	15,140.42	26,912.32
Marketing/Advertising/Promotional Material	9,884.74	36,820.36	30,000.00	(6,820.36)	7,365.97	2,518.77	50,580.43	(13,760.07)
Office Supplies	400.55	6,155.08	4,999.98	(1,155.10)	1,074.94	(674.39)	5,058.02	1,097.06
Postage & Shipping	193.02	1,171.80	1,500.00	328.20	122.53	70.49	931.68	240.12
Printing	1,160.13	10,832.96	4,999.98	(5,832.98)	-	1,160.13	6,229.79	4,603.17
Board/Committee	128.40	3,351.26	-	(3,351.26)	-	128.40	-	3,351.26
Admin-Miscellaneous	1,642.37	6,421.28	7,500.00	1,078.72	463.46	1,178.91	1,805.75	4,615.53
Contractor-Fixed Route	966,253.96	5,921,273.04	5,889,414.00	(31,859.04)	1,063,560.13	(97,306.17)	5,672,947.15	248,325.89
Contractor-DART	134,410.17	1,028,328.19	1,320,238.98	291,910.79	196,348.30	(61,938.13)	1,080,745.83	(52,417.64)
5311 Rural Expenses	-	-	42,469.50	42,469.50	-	-	-	-
Propane	53,677.54	294,472.86	313,384.02	18,911.16	32,802.27	20,875.27	189,929.56	104,543.30
Vehicle Fuel	81,600.58	445,501.19	404,286.00	(41,215.19)	71,063.69	10,536.89	429,844.13	15,657.06
Insurance - Vehicle	7,746.86	30,987.44	22,500.00	(8,487.44)	3,681.82	4,065.04	21,533.41	9,454.03
Insurance - Facility	1,117.63	4,290.64	6,499.98	2,209.34	1,035.01	82.62	6,345.05	(2,054.41)
Insurance-Tort Liability	1,102.90	5,393.44	4,000.02	(1,393.42)	580.67	522.23	3,483.98	1,909.46
Insurance-Officers & Directors	438.00	1,752.00	3,000.00	1,248.00	438.00	-	2,593.50	(841.50)
Professional Contract Services	24,630.00	364,947.79	282,750.00	(82,197.79)	9,628.75	15,001.25	236,283.81	128,663.98
Fare Collection Service & Supplies	1,541.03	44,844.35	34,999.98	(9,844.37)	4,753.20	(3,212.17)	38,996.39	5,847.96
Tickets & Transfers	58,054.15	9,948.80	30,000.00	20,051.20	4,627.69	53,426.46	20,971.59	(11,022.79)
Natural Gas	1,686.29	3,183.32	4,000.02	816.70	1,586.91	99.38	2,866.26	317.06
Electric	10,736.07	61,003.10	60,000.00	(1,003.10)	10,415.02	321.05	57,535.62	3,467.48
Water & Sewer	3,706.28	8,236.05	9,000.00	763.95	1,349.13	2,357.15	8,463.81	(227.76)
Telecommunications	7,921.95	36,026.43	40,000.00	(3,973.57)	5,782.05	2,139.90	32,685.87	3,340.56

Central Midlands Regional Transit Authority
Statement of Income vs Budget
Period Ended December 31, 2017

	<i>Actual PTD</i> <i>12/31/2017</i>	<i>Actual</i> <i>YTD</i>	<i>Budgeted \$ YTD</i> <i>12/31/2017</i>	<i>\$ - Var</i> <i>Budget</i>	<i>PY PTD</i> <i>12/31/2016</i>	<i>PTD</i> <i>Actual vs PY</i>	<i>PY YTD</i> <i>12/31/2016</i>	<i>YTD</i> <i>Actual vs PY</i>
Misc Fees: Fines, Taxes, etc.	137.42	2,336.56	2,500.02	163.46	227.77	(90.35)	1,505.28	831.28
Banking Fees	1,881.31	10,023.81	10,000.02	(23.79)	1,531.21	350.10	9,283.33	740.48
Payroll Processing Fees	184.10	877.05	1,249.98	372.93	145.00	39.10	970.45	(93.40)
Office Equipment & Furniture	-	-	1,249.98	1,249.98	-	-	-	-
Office Equipment < \$1500	-	10,709.95	2,250.00	(8,459.95)	675.40	(675.40)	2,659.25	8,050.70
Federal Expense (PM)	16,497.44	188,605.67	632,500.02	443,894.35	14,717.15	1,780.29	162,884.86	25,720.81
Cap Ex (Non PM)	-	4,660.99	-	(4,660.99)	416,908.35	(416,908.35)	427,733.46	(423,072.47)
Federal Expense: Capital (Non PM)	200,217.42	760,155.81	1,523,360.52	763,204.71	38,410.25	161,807.17	51,208.87	708,946.94
ADP Software & Equipment ACQ	839.93	76,304.44	-	(76,304.44)	-	839.93	37,997.88	38,306.56
ADP Hardware ACQ	-	567,742.12	-	(567,742.12)	-	-	-	567,742.12
Office Equipment - Lease & Rental	832.23	4,780.96	5,500.02	719.06	1,299.00	(466.77)	6,393.07	(1,612.11)
Facility Rental Expense Realized	-	60,000.00	30,000.00	(30,000.00)	-	-	-	60,000.00
Depreciation Expense	226,572.88	1,664,904.29	779,700.00	(885,204.29)	127,866.50	98,706.38	767,197.42	897,706.87
Miscellaneous Expense	-	1,175.00	-	(1,175.00)	-	-	-	1,175.00
Total Expenses:	\$ 1,899,182.12	\$ 12,119,768.66	\$ 12,100,219.50	\$ (19,549.16)	\$ 2,102,769.71	\$ (203,587.59)	\$ 9,843,388.02	\$ 2,276,380.64
Net Income From Operations:	\$ 361,363.36	\$ 2,931,174.76	\$ 319,335.48	\$ (2,611,839.28)	\$ (591,055.26)	\$ 952,418.62	\$ 1,285,184.14	\$ 1,645,990.62