



TRANSPORTATION
PROGRAM

Transportation Penny Advisory Committee Meeting

Monday, June 28, 2021 at 5:30 PM
Via Zoom and on Richland County YouTube

Streamed on the Richland County YouTube Channel

Meeting Agenda

1. **Call to Order** Mr. John P. Epting
2. **Public Comments** Mr. John P. Epting
3. **Office of Small Business Opportunities (Pages 2-8)** GCS/OSBO
4. **Transportation Program (Pages 9-11)** Ms. Allison Steele
5. **The Comet Program (Pages 12-17)** Mr. Eric Harris
6. **Other Business**
 - Next scheduled meeting: July 26, 2021-Pending
 - TPAC Membership Update
7. **Adjournment** Mr. John P. Epting



Transportation Penny Advisory Committee Report

OSBO
Manager's Report

June 24, 2021

1. Executive Summary:

This report is submitted pursuant to Ordinance (s) 049-13HR and 058-16HR to ensure that the OSBO team provides support to the County to ensure that the SLBE has equal opportunity to participate in County contracts for all six (6) Industry Categories.

Primary Industry Category					
Construction Services	Professional Services	Non-Professional Services	Engineering Services	Architectural Services	Wholesale Operations

2. Purpose:

The purpose of this report is to manage the ongoing requirements of the Ordinance(s), and ensuring payment to contracted SLBEs.

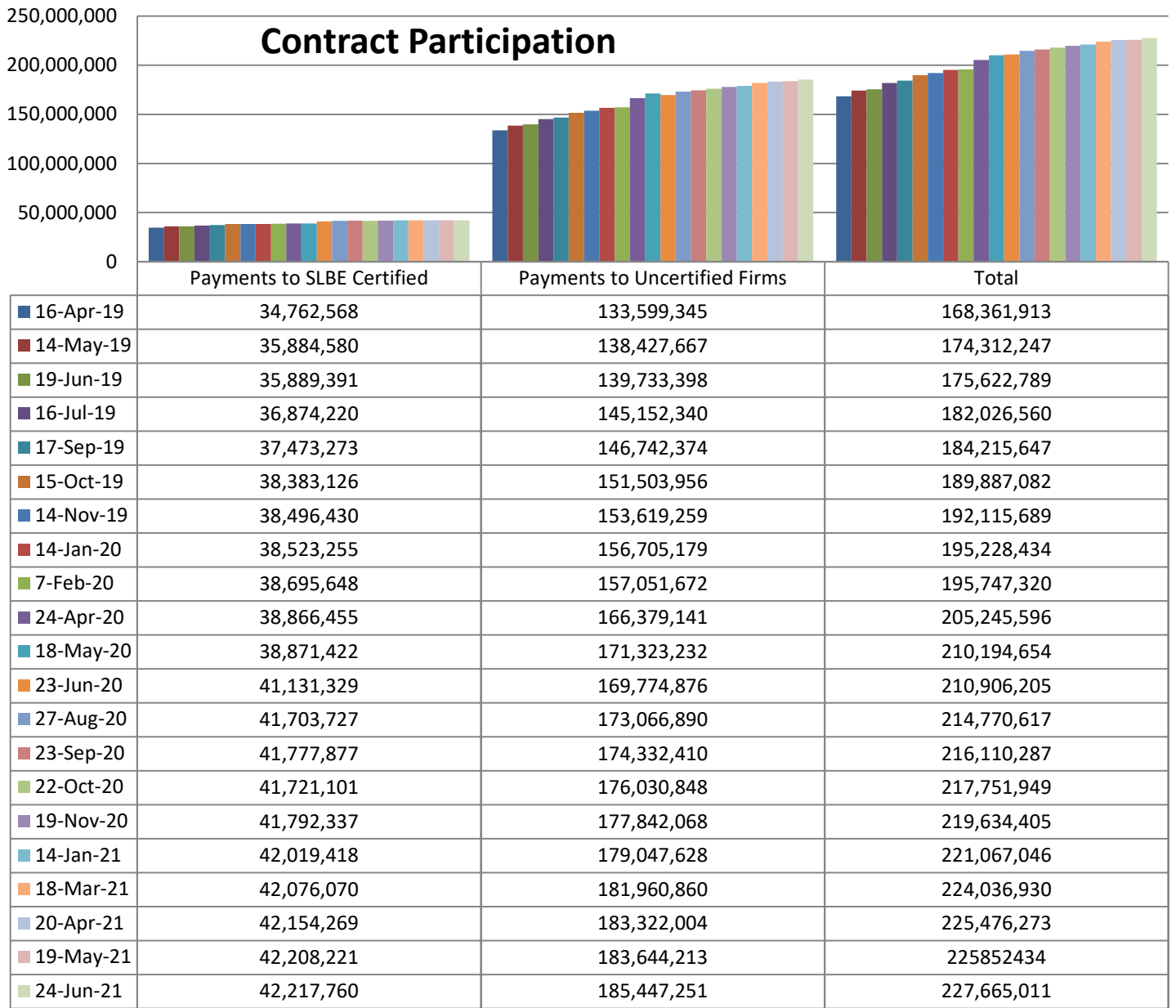
3. Office of the Small Business Opportunity Cross Functional Team

Team Matrix		
Name	Department	Title
Christine Keefer	GCS	Director of GCS
Vacant	Transportation	Director of Transportation
Bryant Davis	GCS	Asst. Director of GCS
Erica Wade	OSBO	Manager of OSBO
Pam Green	OSBO	Assistant Manager of OSBO
Michelle Rosenthal	OSBO	Business Development Coordinator
Annjanette Dunbar	OSBO	Project Coordinator
Jennifer Wladischkin	Procurement	Manager of Procurement
Yolanda Davis	Procurement	Contract Specialist
Allison Steele	Transportation	Deputy Director
Alicia Aull	Transportation	Senior Accountant
Nathaniel Miller	Transportation	Contract & Budget Manager

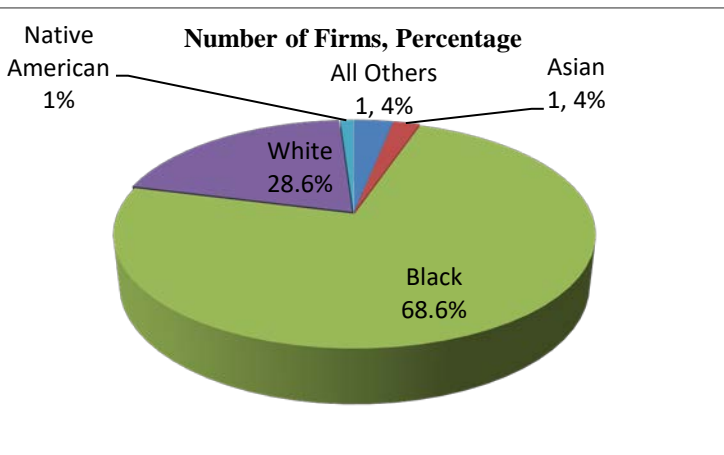
4. Goal Setting Committee (GSC)

Team Matrix		
Name	Department	Title
Erica Wade	OSBO	Manager of OSBO
Project Managers	Transportation	Project Manager
Michelle Rosenthal	OSBO	Business Development Coordinator
Margaret Jones	OSBO	Certification & Compliance Specialist
Jennifer Wladischkin	Procurement	Manager of Procurement
Vacant	Transportation	Estimator

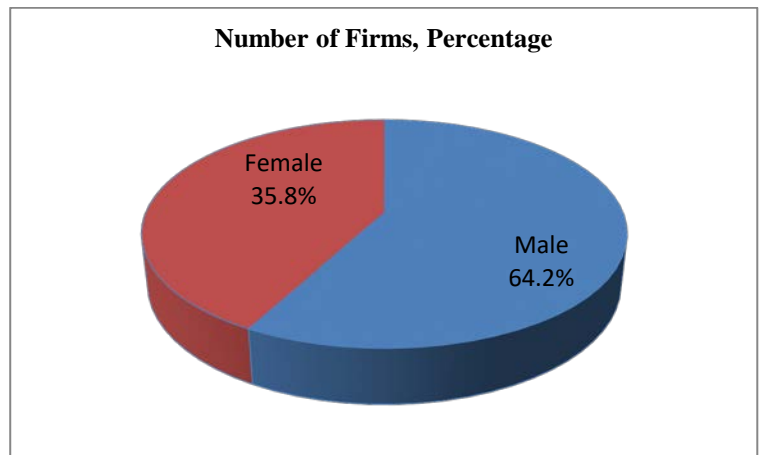
5. Analysis:



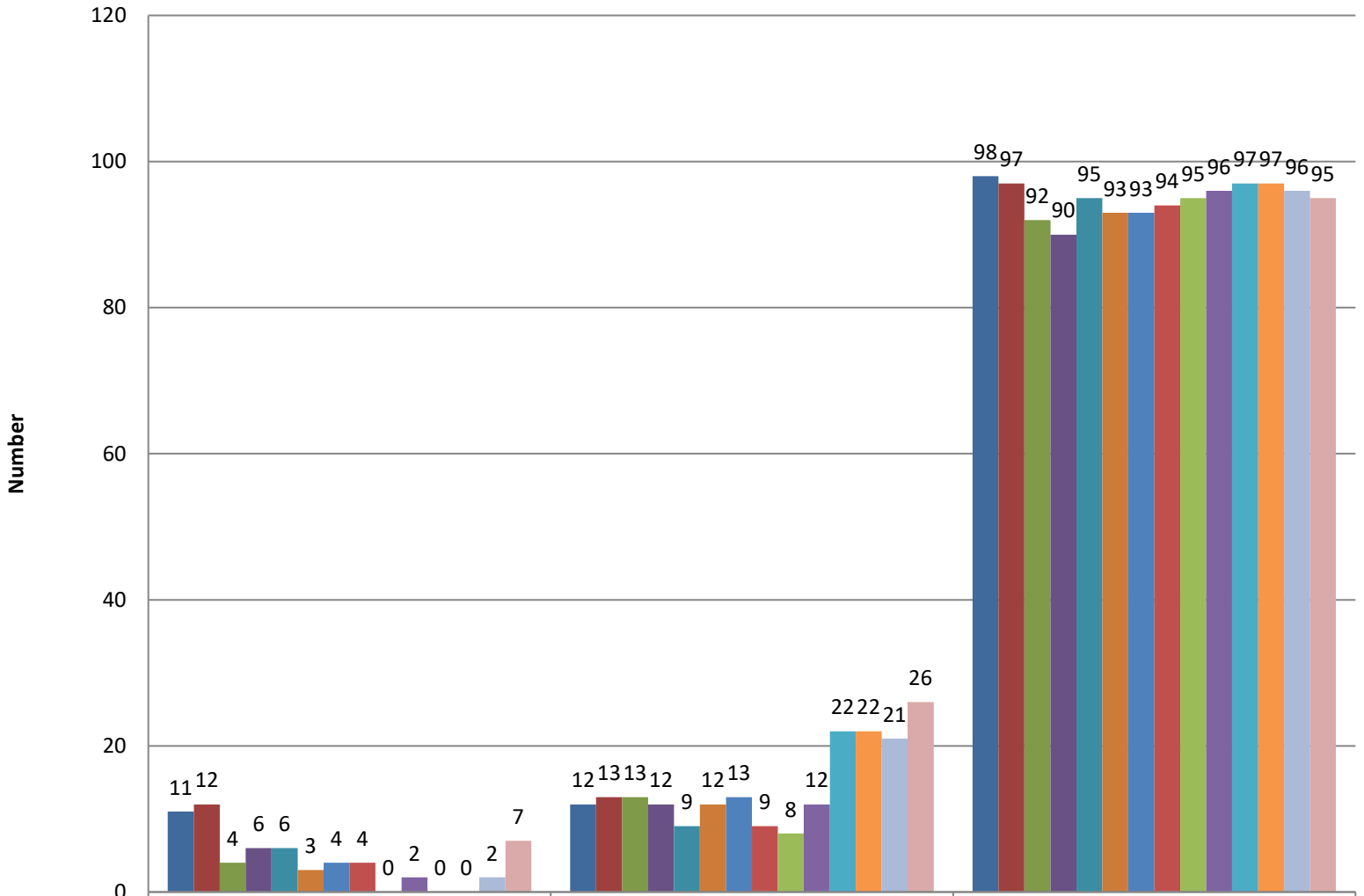
SLBE Firms by Ethnicity



SLBE Firms by Gender



SLBE Certified Firm Status



	Pending Certification (Not in Directory)	Renewing Certification (Less than 3 months)	Certified (Active Certification)
15-Jan-20	11	12	98
7-Feb-20	12	13	97
23-Apr-20	4	13	92
18-May-20	6	12	90
23-Jun-20	6	9	95
27-Aug-20	3	12	93
23-Sep-20	4	13	93
22-Oct-20	4	9	94
19-Nov-20	0	8	95
14-Jan-21	2	12	96
18-Mar-21	0	22	97
20-Apr-21	0	22	97
19-May-21	2	21	96
24-Jun-21	7	26	95

SLBE GOAL PARTICIPATION UPDATE 2018-2021

Project Name	Sheltered Market	SLBE Goal	DATE
TRANSPORTATION PROJECTS			
2017 Dirt Roads Package H	No	4.05%	February 6, 2018
2017 Dirt Roads Package G	Yes	4.98%	February 22, 2018
Sidewalk Package S-8	Yes	100%	April 19, 2018
Pedestrian Improvements at Intersections	No	12%	July 3, 2018
2018 Sidewalks – Koon Rd. & Farmview St.	Yes	100%	July 18, 2018
2016 PDT Sidewalks-Clemson Road	Yes	100%	October 2, 2018
2018 Richland County Dirt Roads Package I	No	5.95%	October 19, 2018
SERN NIP	No	17.3%	November 15, 2018
2018 Richland County Dirt Roads Project 7 Road Group	No	11%	December 31, 2018
Sidewalks S-13	No	25%	January 17, 2019
Sidewalk Package S-11	No	22%	January 28, 2019
North Springs and Harrington Intersection Improvements	No	15%	March 13, 2019
Atlas Road Widening Project	No	14%	April 4, 2019
Lakeside Subdivision (Incl. Sienna Dr.) Resurfacing	No	3%	August 1, 2019
Decker Woodfield NIP-Faraway Drive Sidewalk	No	25%	September 15, 2020
Green Street Phase II	No	8.1%	September 18, 2019
Sidewalk S-12	No	19%	September 24, 2019
2019 Richland County Dirt Road Package K	No	23%	October 17, 2019
Dirt Road Paving Package L	No	24%	June 18, 2021
Bull Street & Elmwood Ave. Intersection Improvement	No	18%	May 24, 2021
PUBLIC WORKS			
Lakeside at Ballentine Resurfacing (Non-Transportation)	No	3%	August 1, 2019
Knollwood and Planters Drainage Improvement	Yes	100%	January 21, 2020
Miles Rd/3Bears Road Intersection Resurfacing	No	18%	February 27, 2020
Riverwalk Way and Stockland Road Resurfacing	No	34%	February 28, 2020
Wildewood Subdivision Selected Roadways	No	3%	May 18, 2020
Kneece Road Sidewalk	No	23%	January 7, 2021
Summit Parkway Resurfacing	No	9%	April 27, 2021
Summit Ridge Road Resurfacing	No	9%	April 27, 2021

Total Certified SLBE's by Industry

Industry	Total Numbers
Architectural & Engineering Services	9
Construction Services	37
Non-Professional	12
Professional	32
Wholesale	5

6. Department Outlook:

- i. OSBO is reestablishing our collaboration efforts with our business and community partners and members of Richland County Council.
- ii. The Office has set a goal of expanding our SLBE Certification list by 60. Especially in specialty categories highly utilized at Richland County.
- iii. OSBO will continue to work with all county departments encouraging the utilization of our SLBEs.
- iv. OSBO is seeking ways to identify and increase contracting opportunities not just with Richland County Government, but also with our partners.
- v. OSBO is continuously setting SLBE utilization goals on a contract-by-contract basis on Richland County projects to include Transportation projects.
- vi. OSBO is in the process of upgrading our Business Development area. We will offer 1:1 business coaching and counseling services, access to capital coaching, business plan development, marketing coaching and assistance with various certification processes.
- vii. OSBO will continue to offer technical trainings and workshops for our small business community. OSBO is reviewing and updating the current SOPs, Policy and Procedure Manuals and the Ordinances.

• Business Development

- i. OSBO Website Highlights
- ii. Highlighted Article
 - Featured Story
 - Clockwise Courier, LLC
- iii. Attended the Richland Library Partners Zoom, May 3
- iv. Participated in the Transportation Cross functional Meeting Zoom, Jun 15
- v. Manage and coordinate workshops and events
 - Upcoming workshop (July 2021) will focus on providing information to our internal departments about OSBO, and encouraging them to utilize our SLBEs as they make their purchases in the upcoming FY21/22.
 - Working with our partners on collaborative efforts for our technical workshops and trainings.
- vi. Met with OSBO partners to include, SBDC, SCDOT, CAE Metropolitan Airport, Commerce, to revisit our partnerships to determine best course of actions to grow our SLBE certification list. Also to partner on workshops and trainings.
- vii. OSBO launched its certification campaign, June 2021. An OSBO Introductory letter was sent to approximately 9700 businesses registered in Richland County. As a result:
 - As of date, 13 new SLBE applications have been received
 - Inquiries in reference to small business assistance have increased.

2021 Office of Small Business Opportunity Business Academy

Title of Workshop/Event	Date	No. Attended
Funding Opportunities for 2021- Are You Ready	Jan 28	203
Let's Talk Procurement Opportunities. Securing Your Slice of the Pie	Mar 11	63
The WWH (Why, When, and How) of Financial Planning	May 26	20
Save my Business, 2021 Crisis Preparedness Summit	Sep 8	

(Schedule subject to change)

- **Certification and Compliance Report**

- i. Five (5) new SLBE Certification Applications
- ii. Completed three (4) renewals.
- iii. Conducted a site visit on the Green Street Project.
- iv. Contacted and sent renewal(13 pending) notices to SLBEs
- v. Participated in Transportation Cross-functional Staff Meeting
- vi. Hosted a training meeting with the Director of Transportation and Contract and Finance Manager
- vii. Participated in the Pre-Bid Meeting (Dirt Road Package L), Jun 9, 2021. **(24% SLBE goal)**
- viii. Posted multiple prime payments in B2G
- ix. Built and posted multiply prime contacts in B2G
- x. Participated in “The WWH (Why, When, How) of Financial Planning” virtual workshop, May 26

- **Program Development Coordinator**

- i. Completed training and tested for Supplier Diversity Certification, June 14-17, 2021.
- ii. Assisted in reconciling/posting multiple prime contractor’s payments in B2G.
- iii. Disseminated OSBO Newsletter to 9700 Richland County Businesses, June 2021. The newsletter has brought more awareness to OSBO and our SLBE program. Our SLBE certification program inquiry has increased.
- iv. In the process of establishing an SLBE Business Connect Internship Pilot Program. The Internship program will connect industry college students with current certified SLBEs and our partners.
- v. Participated in “The WWH (Why, When, How) of Financial Planning” virtual workshop, May 26
- vi. Participated in City of Columbia Zoom/Lunch & Learn: Entrepreneurs, June 2021
- vii. In the process for planning for the September 8, 2021 Summit, Save My Business Crisis Preparedness Summit.
- viii. Monitor and respond to daily emails and voicemails

Transportation Update- June 28, 2021

General Information

- As of June 24, Michael Maloney has been named Interim Director of Transportation.

Committee\Council Approvals

- Three Rivers – Boozer Property Conveyance to the City of Columbia – Council Approval June 15, 2021
- Spears Creek Church Rd. Partial Rescope – Committee Approval June 22, 2021

Upcoming Committee\Council Items

- Dirt Road Package L Construction Award – Committee in July (Date TBD)
- Spears Creek Church Rd. Partial Rescope – Committee Approval July 13, 2021

Pre-Construction Update

- Atlas Road Widening Ph. 1 – The City is working to obtain final encroachment permits from the two railroads for the proposed waterline construction in their ROWs. A Utility meeting was held on June 22 to finalize construction coordination between all utility companies. Staff is waiting on final SCDOT review and approval so that final permitting can be obtained and the project advertised.
- Bluff Rd. Widening Ph. 2 – The OET has finalizing their scope and fee proposal for the descoping of this project. Staff has reviewed, approved, and executed a modification for the descoping and updated fee. The descoping of this project did not increase the design costs.
- Blythewood Area Improvements - A public meeting was held on May 26th to update citizens on all Blythewood projects. At this meeting, the public was made aware that the McNulty\Boney intersection will be a four-way stop, and public input was requested on the proposed Creech Rd. project. Only 5 comments were received, and these are being reviewed by the OET.
- Shop Rd. Widening – The OET has finalized their fee proposal, and a meeting was held with staff on June 24th to negotiate the fee. Staff is in the process of getting the modification for this project descope executed.
- Spears Creek Church Road Widening- A traffic study has been completed and 3 lanes will be sufficient for the majority of the roadway, but 5 lanes is needed to address capacity issues between Earth Rd. and I-20. Staff is requesting that Council approve additional funding to provide the 5-lane widening in this area.
- Bull/Elmwood Intersection- Dominion has been able to resolve their easement issue. Once the bid documents are finalized, this project will be advertised.
- Garners Ferry Rd\Harmon Rd Intersection – The Utility Coordinator is in the process of reaching out to all affected utilities to make them aware that this project is moving to construction and to complete any final coordination. Once this is complete, the project can be advertised.

Construction Update

- Innovista Phase II- Approximately 38% complete. Substantial completion estimated for March 2022.

- North Main Street – Approximately 95% complete
- Three Rivers Greenway – Project is 99% complete. Final as-built surveys completed. Coordinating with CSXT for section 1b construction access.
- Dirt Road Package K- Approximately 20% complete
- SERN – Final walkthrough was held on June 23rd and punchlist items were provided to the Contractor to address.
- Resurfacing Package R- Anticipated start date is July 19th.
- Clemson Rd. Ph. 1 Sidewalk – Anticipated start date is June 20th.
- Old Garners Ferry Rd TIP 2 – A pre-con was held on June 7th, and the anticipated start date is July 15th.

Open Solicitations:

- Dirt Road Package L

Upcoming Solicitations

- Alpine Road Sidewalk- Summer 2021
- Percival Road Sidewalk: Summer 2021
- Sunset Drive Sidewalk: Summer 2021
- Atlas Road Widening Phase 1: Fall 2021
- Garners Ferry\Harmon Intersection: Summer 2021
- Bull\Elmwood Intersection: Summer 2021
- Blythewood Widening: Winter 2021

June 2021

	REFERENDUM	CURRENT ESTIMATE	OUTSIDE FUNDING/ REIMBURSEMENTS	VARIANCE	EXPENDED TO DATE	*PHASE
WIDENINGS						
Hardscrabble Road Widening	\$ 29,860,800	\$ 28,441,312	\$ -	\$ 1,419,488	\$ 28,441,312	CO
Clemson Road Widening	\$ 23,400,000	\$ 13,031,007	\$ 980,000	\$ 11,348,993	\$ 14,230,405	CO
Leesburg Road Widening	\$ 4,000,000	\$ 4,000,000	\$ -	\$ -	\$ -	SCDOT
North Main Street Widening (includes \$5.4M Intersection)	\$ 35,400,000	\$ 53,686,258	\$ 29,200,000	\$ 10,913,742	\$ 104,389,616	CO
Bluff Road Widening Phase 2	\$ -	\$ 3,500,000	\$ 1,800,000	\$ (1,700,000)	\$ 9,724,498	Design
Bluff Road Area Improvements	\$ 16,700,000	\$ 9,724,498	\$ -	\$ 6,975,502	\$ 1,612,671	Design
Shop Road Widening	\$ 33,100,000	\$ 32,000,000	\$ -	\$ 1,100,000	\$ 3,041,770	RW
Atlas Road Widening	\$ 17,600,000	\$ 36,300,000	\$ -	\$ (18,700,000)	\$ 349,466	RW
Pineview Road Area Improvements	\$ 18,200,000	\$ 8,000,000	\$ -	\$ 10,200,000	\$ 3,921,046	Design
Blythewood Road Widening (Syrup Mill Road to I-77)	\$ 8,000,000	\$ 13,208,127	\$ -	\$ (5,208,127)	\$ 2,391,809	RW
Broad River Road Widening	\$ 29,000,000	\$ 30,000,000	\$ -	\$ (1,000,000)	\$ 1,531,976	Design
Spears Creek Church Road Widening	\$ 26,600,000	\$ 20,000,000	\$ -	\$ 6,600,000	\$ 306,912	Design
Lower Richland Boulevard Widening **	\$ 6,216,217	\$ 5,000,000	\$ -	\$ 1,216,217	\$ 567,626	Design
Polo Road Widening	\$ 12,800,000	\$ 10,600,000	\$ -	\$ 2,200,000	\$ 412,914	Design
Blythewood Road Area Improvements	\$ 21,000,000	\$ 13,000,000	\$ -	\$ 8,000,000	\$ 323,041	Design
Total Widenings	\$ 281,877,017	\$ 280,491,202	\$ 31,980,000	\$ 33,365,815	\$ 171,245,063	
INTERSECTION IMPROVEMENTS						
Clemson Rd. & Rhame Rd./North Springs Rd.	\$ 3,500,000	\$ 4,096,203	\$ -	\$ (596,203)	\$ 3,857,479	Complete
Broad River Rd. and Rushmore Rd.	\$ 3,700,000	\$ 1,213,739	\$ -	\$ 2,486,261	\$ 1,198,504	Complete
Farrow Rd. and Pisgah Church Rd.	\$ 3,600,000	\$ 2,243,860	\$ -	\$ 1,356,140	\$ 2,068,722	Complete
North Springs Rd. and Risdon Way	\$ 1,800,000	\$ 1,936,802	\$ -	\$ (136,802)	\$ 2,044,904	Complete
Summit Pkwy and Summit Ridge Rd.	\$ 500,000	\$ 1,425,120	\$ -	\$ (925,120)	\$ 1,407,819	Complete
Kennerly Rd. & Coogler Rd./Steeple Ridge Rd.	\$ 1,900,000	\$ 2,736,144	\$ -	\$ (836,144)	\$ 2,598,629	Complete
Wilson Blvd. and Pisgah Church Rd.	\$ 3,600,000	\$ -	\$ -	\$ 3,600,000	\$ 405	Complete
Wilson Blvd. and Killian Rd.	\$ 2,600,000	\$ -	\$ -	\$ 2,600,000	\$ 405	Complete
Clemson Rd. and Sparkleberry Ln.	\$ 5,100,000	\$ 12,780,946	\$ -	\$ (7,680,946)	\$ 4,424,344	RW
Bull St. and Elmwood Ave.	\$ 2,000,000	\$ 3,798,811	\$ -	\$ (1,798,811)	\$ 700,399	RW
North Main St / Monticello Rd (constructed with N. Main Widening)	\$ -	\$ -	\$ -	\$ -	\$ -	CO
Hardscrabble & Kelly Mill Rd (constructed with Hardscrabble Widening)	\$ 3,000,000	\$ -	\$ -	\$ 3,000,000	\$ -	CO
Garners Ferry Rd. and Harmon Rd.	\$ 2,600,000	\$ 1,583,878	\$ -	\$ 1,016,122	\$ 372,236	RW
North Springs Rd. and Harrington Rd.	\$ 2,000,000	\$ 1,352,631	\$ -	\$ 647,369	\$ 751,927	CO
Screaming Eagle Rd. and Percival Rd.	\$ 1,000,000	\$ 1,600,000	\$ -	\$ (600,000)	\$ 377,186	RW
Total Intersection Improvements	\$ 36,900,000	\$ 34,768,133	\$ -	\$ 2,131,867	\$ 19,802,959	
SPECIAL PROJECTS						
Riverbanks Zoo Transportation Related Projects	\$ 4,000,000	\$ 3,345,525	\$ -	\$ 654,475	\$ 3,345,525	Complete
Innovista 1 (Greene St. Phase 1)	\$ 50,000,000	\$ 18,119,764	\$ -	\$ 8,644,207	\$ 17,897,970	Complete
Innovista 2 (Greene St. Phase 2)		\$ 23,236,029	\$ -	\$ -	\$ 15,048,800	CO
Innovista 3 (Williams St.)		\$ -	\$ -	\$ -	\$ -	NS
Shop Road Extension Phase 1	\$ 71,800,000	\$ 35,163,888	\$ 3,476,675	\$ 13,112,788	\$ 32,446,866	Complete
Shop Road Extension Phase 2		\$ 27,000,000	\$ -	\$ -	\$ 1,113,538	Design
Kelly Mill Road	\$ 4,500,000	\$ 4,500,000	\$ -	\$ -	\$ -	NS
Commerce Drive Improvements	\$ 5,000,000	\$ 5,000,000	\$ -	\$ -	\$ -	NS
Neighborhood Improvement Projects	\$ 63,000,000	\$ 63,000,000	\$ 994,090	\$ 994,090	\$ 10,674,966	Various
Total Special Projects	\$ 198,300,000	\$ 179,365,206	\$ 4,470,765	\$ 23,405,559	\$ 80,527,666	
INTERCHANGE (I-20 / Broad River Road)	\$ 52,500,000	\$ 52,500,000	\$ -	\$ -	\$ -	NS
DIRT ROAD PAVING	\$ 45,000,000	\$ 45,000,000	\$ -	\$ -	\$ 22,787,865	Various
RESURFACING	\$ 40,000,000	\$ 41,400,000	\$ 1,400,000	\$ -	\$ 30,054,367	Various
PROGRAM (traffic studies / plans / mitigation bank)	\$ 1,559,844	\$ -	\$ -	\$ 1,559,844	\$ 14,135,574	-
TOTAL ROADWAY PROJECTS	\$ 656,136,861	\$ 633,524,541	\$ 37,850,765	\$ 60,463,085	\$ 338,553,493	

BIKE / PED	BIKE/PED/GREENWAY (Referendum Total = \$80.9M)	REFERENDUM	CURRENT ESTIMATE	OUTSIDE FUNDING / REIMBURSEMENTS	VARIANCE	EXPENDED TO DATE	*PHASE
GREENWAY PROJECTS							
	Three Rivers Greenway Extension 1A/1B	\$ 7,902,242	\$ 7,902,242	\$ -	\$ -	\$ 7,730,538	CO
	Lincoln Tunnel Greenway	\$ 892,739	\$ 1,496,947	\$ 323,680	\$ (280,528)	\$ 1,512,061	Complete
	Gills Creek A (Ft. Jackson Blvd. to Timberlane Dr) **	\$ 5,376,724	\$ 5,376,724	\$ -	\$ -	\$ 622,464	Design
	Smith/Rocky Branch C (Olympia Park to Granby Park) **	\$ 2,747,621	\$ 2,747,621	\$ -	\$ -	\$ 303,242	Design
	Crane Creek B (Three Rivers to Mountain Dr) **	\$ 2,796,039	\$ 2,796,039	\$ -	\$ -	\$ -	Design
	Columbia Mall Greenway	\$ 648,456	\$ 648,456	\$ -	\$ -	\$ -	Design
	Polo Road / Windsor Lake Boulevard Connector **	\$ 490,741	\$ 490,741	\$ -	\$ -	\$ -	NS
	Total Greenway Projects	\$ 20,983,779	\$ 21,458,770	\$ 323,680	\$ (151,311)	\$ 10,292,888	
	BIKEWAY PROJECTS	\$ 22,008,773	\$ 22,008,773	\$ -	\$ -	\$ 264,460	Various
	SIDEWALK PROJECTS	\$ 26,926,370	\$ 26,926,370	\$ 2,794,002	\$ 2,794,002	\$ 8,471,062	Various
	PEDESTRIAN IMPROVEMENT PROJECTS	\$ 2,836,080	\$ 1,136,080	\$ -	\$ 1,700,000	\$ 901,090	Complete
	Undesignated	\$ 8,146,354	\$ -	\$ -	\$ 8,146,354	\$ -	-
	TOTAL BIKE / PED / GREENWAY	\$ 80,901,356	\$ 71,529,994	\$ 3,117,682	\$ 12,489,045	\$ 19,929,500	

OTHER PROGRAM COSTS	\$ 333,091,000	\$ 352,299,369	\$ -	\$ (19,208,369)	\$ 869,475	
----------------------------	-----------------------	-----------------------	-------------	------------------------	-------------------	--

TOTAL PROGRAM	\$ 1,070,129,217	\$ 1,057,353,904	\$ 40,968,447	\$ 53,743,761	\$ 359,352,469	
----------------------	-------------------------	-------------------------	----------------------	----------------------	-----------------------	--

* Approved CTIP is through 2020 and amounts listed are for approved phases of work in that time period; approval of 2017 CTIP is pending.



Financial Highlights FY 2021 Month End April 2021

83% of fiscal year completed

- ✦ Net Income (Loss):
 - Excluding depreciation - Month = ~\$2.20M Actual YTD = ~\$1.82M
- ✦ Total Revenue:
 - PTD = \$4.44M Actual YTD ~ \$25.61M
 Compared to 10/12 of annual budget of ~\$44.05M; total YTD collections represent an average ~58% of annual budgeted amount
- ✦ Total Expenses (w/depreciation):
 - PTD = \$2.50M Actual YTD ~ \$26.39M
 compared to 10/12 of annual budget of ~ \$43.28M; total YTD expenditures represent an average ~ 61% of annual budgeted amount
- ✦ YTD paid to contract operator RATP Dev 7/1/2020 to present: ~\$9,290,440
- ✦ Professional Contract Svcs, Marketing & Security (4203, 4361, 4509):

<ul style="list-style-type: none"> ✦ ABLE South Carolina 3,794 ✦ Burr Forman McNair 32,505 ✦ Brownstone 31,384 ✦ Chernoff Newman, LLC 5,469 ✦ Central Midlands COG 10,000 ✦ Trans Mgt & Design Inc. 6,842 ✦ iT1 Solutions 5,500 ✦ Nexsen Pruet, LLC 6,000 ✦ Robinson Gray Law Firm 18,176 	<ul style="list-style-type: none"> ✦ Michael Dantzler 125 ✦ The Leflore Group 11,435 ✦ Genfare 300 ✦ Marketing, Adv & Promotion (Flock & Rally included - 4203) 37,137 ✦ Security (4509) 49,418
---	---
- ✦ Total collections of Penny Revenue since 2013 to present:
 - ✓ \$134,878,469 of \$300,991,000 allocation; remaining balance = \$166,112,531
 - ✓ Payments received from Richland County.
 - Aug 2020 - \$4,369,088
 - Nov 2020- \$5,622,504
 - Feb 2021 - \$5,148,622
 - Billed April 2021 - \$5,582,888.71

Central Midlands Regional Transit Authority
Condensed Statement of Financial Position
Period Ended 04/30/21

	Actual PTD 4/30/2021	Actual YTD 4/30/2021	Budget YTD FY 2021
Revenues:			
Passenger Fares/Revenue Contracts	262,468	1,731,323	1,841,368
Special (Advertising, Interest, Rental, Etc)	11,428	404,335	340,933
Admin/Misc	18,878	440,021	292,167
Local (The Penny)	3,866,681	20,750,105	14,749,313
RTAP Reimbursement	-	1,375	2,500
State (SCDOT)	279,144	608,951	582,163
CBDG & Hospitality	-	63,246	79,167
Federal	-	1,674,030	16,987,300
Total Revenue	\$ 4,438,599	\$ 25,673,386	\$ 34,874,911


Expenses:			
Contract Operator	1,505,474	14,988,894	16,235,194
Federal/State	228,751	4,474,326	12,313,654
Fuel	127,333	995,566	1,780,298
Administrative (includes Salaries & Benefits)	133,017	1,216,448	1,234,643
Professional Services	168,667	1,295,233	1,672,123
Utilities	24,077	229,977	252,750
Other Operating Expenses	50,303	650,719	1,345,368
Depreciation	264,041	2,595,327	-
Total Expenses	\$ 2,501,663	\$ 26,446,491	\$ 34,834,029

Net Income (Loss) From Operations + Depreciation add back:	\$ 2,200,977	\$ 1,822,222	\$ 40,883
---	---------------------	---------------------	------------------

Cash:

<i>Wells Fargo</i>			
Petty Cash		190	
Operating Acct		6,622,823	
<i>OPTUS Bank</i>			
Operating Reserve Funds	3,779,448		
Capital Reserve Funds	2,758,963	6,538,411	
<i>Local Gov't Investment Pool</i>			
Emergency Reserve	8,561,073		
Operating Reserve	8,561,073	17,122,147	
Total Cash		\$ 30,283,571	
Total Assets		\$ 68,992,968	
Total Liabilities		\$ 10,995,308	

M/DBE Tracking
July 1, 2020 - April 30, 2021

Month Summary (as of April 30, 2021)			Vendor Name	The COMET Paid Vendor YTD	Amount DBE Paid YTD**	M/DBE Requirement	Percentage of Goal Achieved
Vendors Paid - Contracts with M/DBE Goal	\$ 14,264,708.98	1	A James Global Services	\$ 4,492.20	\$ 4,492.20	100%	100%
# M/DBEs Paid**	\$ 4,638,328.21	2	AOS Specialty Contractors	\$ 1,255,936.36	\$ 1,255,936.36	100%	100%
M/DBE Goal Percentage Achieved	32.5%	3	Able South Carolina	\$ 106,764.38	\$ 2,900.00	2%	3%
# Vendors with M/DBE Goal	23	4	Amerigas	\$ 418,419.71	\$ 9,360.00	2%	2%
Note: Data reviewed from The COMET's Financial Roster from July-April 2021		5	Apollo Video/Luminator Tech	\$ 34,163.59	\$ -	10%	0%
*All payments are not processed for RATP Dev; ** Will need to verify payments to M/DBEs		6	B & C Associates	\$ 6,259.50	\$ 6,259.50	100%	100%
		7	Brownstone Construction Group*MBE	\$ 291,070.87	\$ 262,228.37	2%	90%
		8	Burr Furman McNair	\$ 287,692.00	\$ 29,910.00	2%	10%
		9	Capital Building Services	\$ 116,854.61	\$ 116,854.61	100%	100%
		10	Chernoff Newman	\$ 48,375.00	\$ 2,850.00	2%	6%
		11	CR Jackson Inc	\$ 605,404.01	\$ 73,340.00	5%	12%
		12	Flock and Rally	\$ 244,287.06	\$ 244,287.06	100%	100%
		13	Harper Poston Moree	\$ 22,750.00	\$ -	2%	0%
		14	IT1 Solutions	\$ 90,235.00	\$ -	2%	0%
		15	New Age Protection	\$ 204,388.20	\$ 204,388.20	100%	100%
		16	RATP Dev*	\$ 8,029,487.96	\$ 2,373,293.43	20.06%	30%
		17	RLS & Associates	\$ 8,316.56	\$ 8,316.56	100%	100%
		18	Sightline	\$ 102,932.50	\$ -	10%	0%
		19	Strategic Mapping	\$ 1,476,936.55		7%	0%
		20	The LeFlore Group	\$ -	\$ -	100%	0%
		21	Tolar Manufacturing	\$ 532,158.00	\$ 11,948.00	2%	2%
		22	Transit Mgmt Oversight & Solutions	\$ 17,014.92	\$ 17,014.92	100%	100%
		23	Walker White	\$ 360,770.00	\$ 14,949.00	12%	4%
	Total Payments				\$ 14,264,708.98	\$ 4,638,328.21	25%



To: Transportation Penny Advisory Committee, et al
 From: Natavis Eric Harris, Planning & Development Specialist
 Date: Monday, June 28, 2021
 Subject: The COMET – Planning Activities Update

Over the past couple of months, The COMET has focused its planning efforts on adjusting to the “New Normal” of transit. The following planning activities from 05/24/2021 through 06/28/2021 are listed below:

- Continuing the scheduling audit process
- Met with Brownstone and Cherokee regarding construction project schedules and timelines
- Finished adding the latest passenger data into the performance metrics workbook
- Prepared historic route data for Reimagine The COMET
- Discussed next steps in the planning process with Jarret Walker & Associates for Reimagine The COMET
- Still working on finalizing contract for Lucius & River Superstop
- Continued communications with REMIX to generate travel patterns for the bikeshare program
- Met with Thomas Kowalski from Urban Transport Associates to discuss federal approval of APC data
- Reviewed service change documents
- Conducted site plan reviews

Ridership Report

Route	Description	2020		2021			Difference from Previous Year		
		Boardings	Boardings per vehicle hour	Boardings	Boardings Per hour or Trip (Efficiency)	Subsidy per passenger	Farebox Recovery Ratio	Boardings	Efficiency
Systemwide totals	All Boardings Total	124,954		148,550				▲ 23,596	
	Fixed-Route Total	119,597	7.6	143,997	10.7	\$ 5.30	13.6%	▲ 24,400	▲ 3.1
	Weekday Service	95,447	9.1	118,276	11.3	\$ 4.98	14.3%	▲ 22,829	▲ 2.2
	Saturday Service	13,808	7.5	14,504	9.5	\$ 6.11	12.0%	▲ 696	▲ 2.0
	Sunday Service	10,342	6.3	11,217	7.8	\$ 7.63	9.8%	▲ 875	▲ 1.5
	Flex Route	783	2.1	1,766	4.8	\$ 12.86	6.1%	▲ 983	▲ 2.7
	DART	2,861	1.8	2,787	1.7	\$ 39.27	24.8%	▼ -74	▼ 0.0

Central Midlands Regional Transit Authority
 3613 Lucius Road
 Columbia, SC 29201

803.255.7133 – p
 803.255.7113 – f
info@TheCOMETSC.gov

CatchTheCOMETSC.gov

John Andoh, CCTM, CPM Executive Director/CEO
 Derrick Huggins, Chair
 Allison Terracio, Vice Chair
 Christopher Lawson, Secretary
 Andy Smith, Treasurer

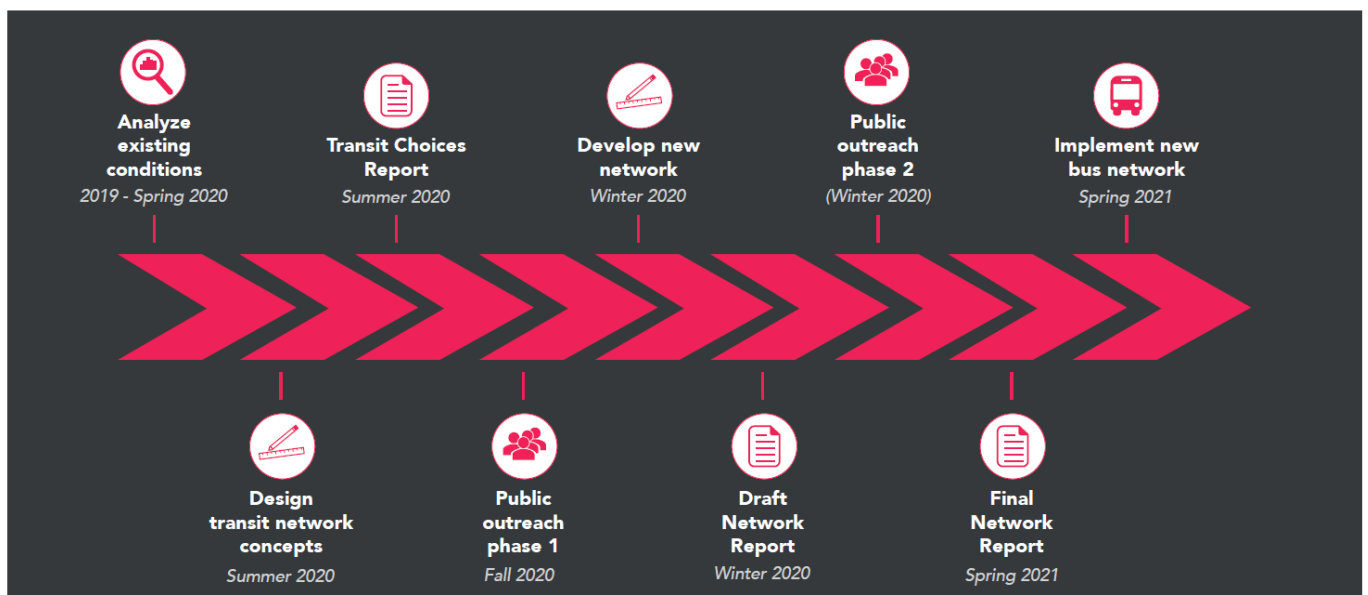
Board Members:

Will Brennan, Stephen Cain, John V. Furgess, Sr., Carolyn Gleaton, Mike Green, Leon Howard, Skip Jenkins, Al Koon, Lill Mood, Robert Morris, Geraldine Robinson, Debbie Summers, William (B.J.) Unthank, Barry Walker, Overture Walker

Reimagine The COMET

- The COMET officially launched the Reimagine The COMET planning effort on July 6, 2020 where local planners and staff representatives discussed community needs for transit. Elected officials were welcomed to join a daily 4 p.m. call to provide any additional feedback.
 - Using the project timeline listed below, The COMET is in the final stages of the public outreach phase. [The Reimagine The COMET](#) website was released to the public on September 1, 2020.
 - JWA is in the process of receiving input from the Board of Directors.
 - The board voted to design service to support 60% ridership and 40% coverage.
 - The COMET is now preparing to meet with City of Columbia to discuss next steps and how to incorporate Lucius & River SuperStop.
 - Online survey remains open to the public for feedback until further notice.

Project Timeline



Central Midlands Regional Transit Authority
3613 Lucius Road
Columbia, SC 29201

803.255.7133 – p
803.255.7113 – f
info@TheCOMETSC.gov

CatchTheCOMETSC.gov

John Andoh, CCTM, CPM Executive Director/CEO
Derrick Huggins, Chair
Allison Terracio, Vice Chair
Christopher Lawson, Secretary
Andy Smith, Treasurer

Board Members:

Will Brennan, Stephen Cain, John V. Furgess, Sr., Carolyn Gleaton, Mike Green, Leon Howard, Skip Jenkins, Al Koon, Lill Mood, Robert Morris, Geraldine Robinson, Debbie Summers, William (B.J.) Unthank, Barry Walker, Overture Walker

Bus Stop Improvements

WORK COMPLETED THIS PERIOD:

- Site Designs, Status Reports, Effort Review, and Project Management
- SCDOT encroachment permits under review for 3 sites.
- Received encroachment permit from ARMY for Stop 7616.

WORK IN PROGRESS:

- AOS has the following stops under construction (11):
 - Stop #1186 Assembly Flora SB(under legal review)
 - Stop #772 Beltline Withers SB (awaiting amenities order)
 - Stop #1292 Garners Atlas EB(awaiting amenities order)
 - Stop #349 Gervais Oak WB(awaiting amenities order)
 - Stop #409 Two Notch Polo NB(awaiting amenities order)
 - Stop #410 Two Notch Evergreen NB(awaiting amenities order)
 - Stop #752 Laurel Henderson WB(awaiting amenities order)
 - Stop #1038 Forest Lakeshore WB(awaiting amenities order)
 - Stop #1095 Harden Gervais SB(awaiting amenities order)
 - Stop #1561 Parklane Two Notch NB(awaiting amenities order)
 - Stop #324 Wilkes Main NB (awaiting amenities order)
 - Stop #1561 Parklane Two Notch NB (awaiting amenities order)

For information regarding this staff report, please contact Eric Harris at (803) 255-7137 or email nharris@thecometsc.gov.

Central Midlands Regional Transit Authority
3613 Lucius Road
Columbia, SC 29201

803.255.7133 – p
803.255.7113 – f
info@TheCOMETSC.gov

CatchTheCOMETSC.gov

John Andoh, CCTM, CPM Executive Director/CEO
Derrick Huggins, Chair
Allison Terracio, Vice Chair
Christopher Lawson, Secretary
Andy Smith, Treasurer

Board Members:

Will Brennan, Stephen Cain, John V. Furgess, Sr., Carolyn Gleaton, Mike Green, Leon Howard, Skip Jenkins, Al Koon, Lill Mood, Robert Morris, Geraldine Robinson, Debbie Summers, William (B.J.) Unthank, Barry Walker, Overture Walker