



TRANSPORTATION
PROGRAM

Transportation Penny Advisory Committee Meeting

Monday, October 25, 2021 at 5:30 PM

Via Zoom and on Richland County YouTube

Streamed on the Richland County YouTube Channel

Meeting Agenda

1. **Call to Order** Mr. John P. Epting
2. **Public Comments** Mr. John P. Epting
3. **Office of Small Business Opportunities (Page 2-9)** GCS/OSBO
4. **Transportation Program (Pages 10-12)** Ms. Allison Steele
5. **The Comet Program (Pages 13-21)** Mr. Eric Harris
6. **Other Business**
 - Next scheduled meeting: November 29, 2021
 - TPAC Membership Update
7. **Adjournment** Mr. John P. Epting



Transportation Penny Advisory Committee Report

OSBO
Manager's Report

October 19, 2021

1. Executive Summary:

This report is submitted pursuant to Ordinance (s) 049-13HR and 058-16HR to ensure that the OSBO team provides support to the County to ensure that the SLBE has equal opportunity to participate in County contracts for all six (6) Industry Categories.

Primary Industry Category					
Construction Services	Professional Services	Non-Professional Services	Engineering Services	Architectural Services	Wholesale Operations

2. Purpose:

The purpose of this report is to manage the ongoing requirements of the Ordinance(s), and ensuring payment to contracted SLBEs.

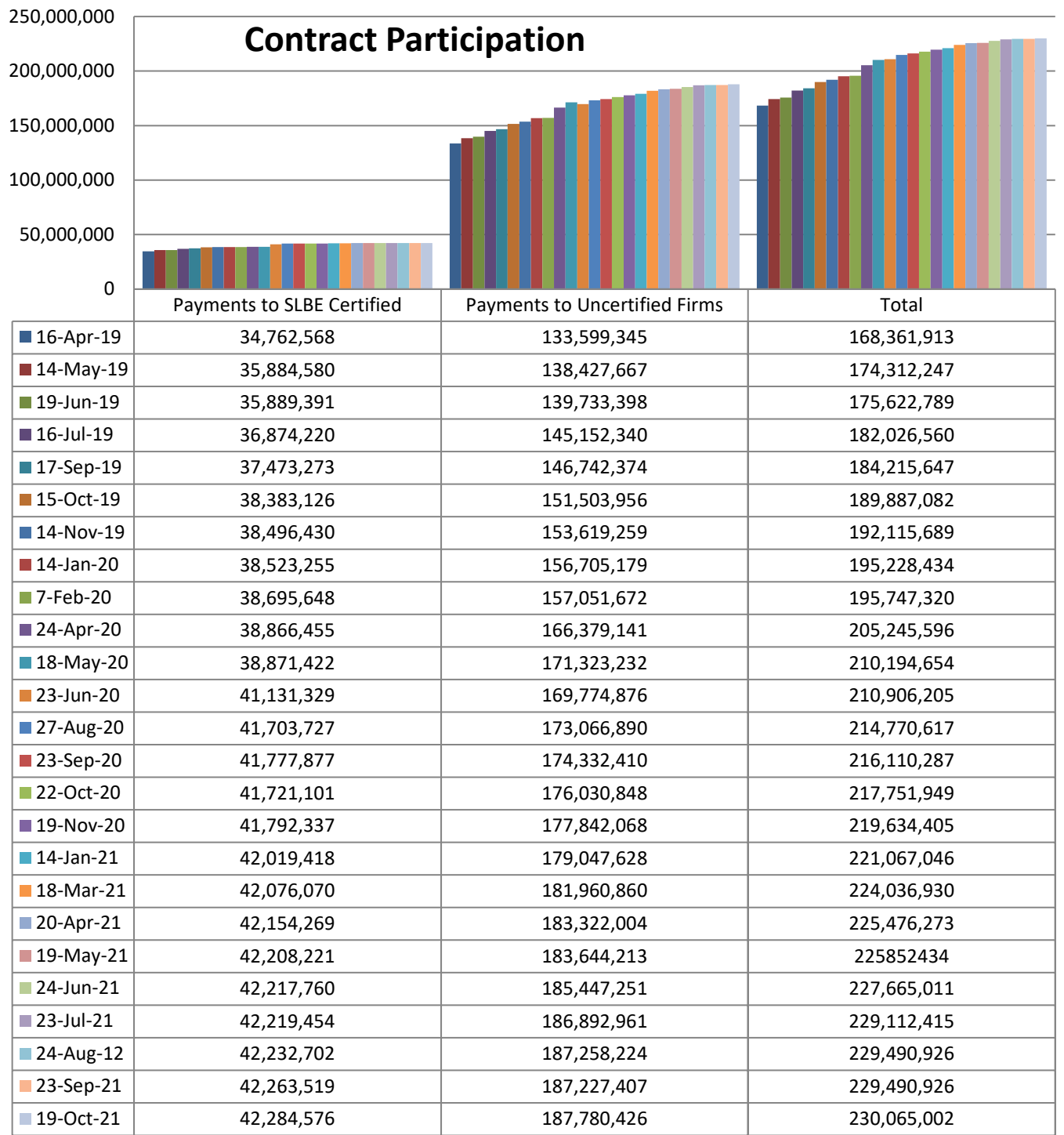
3. Office of the Small Business Opportunity Cross Functional Team

Team Matrix		
Name	Department	Title
Christine Keefer	GCS	Director of GCS
Vacant	Transportation	Director of Transportation
Bryant Davis	GCS	Asst. Director of GCS
Erica Wade	OSBO	Manager of OSBO
Pam Green	OSBO	Assistant Manager of OSBO
Michelle Rosenthal	OSBO	Business Development Coordinator
Annjanette Dunbar	OSBO	Project Coordinator
Jennifer Wladischkin	Procurement	Manager of Procurement
Yolanda Davis	Procurement	Contract Specialist
Allison Steele	Transportation	Deputy Director
Alicia Aull	Transportation	Senior Accountant
Nathaniel Miller	Transportation	Contract & Budget Manager

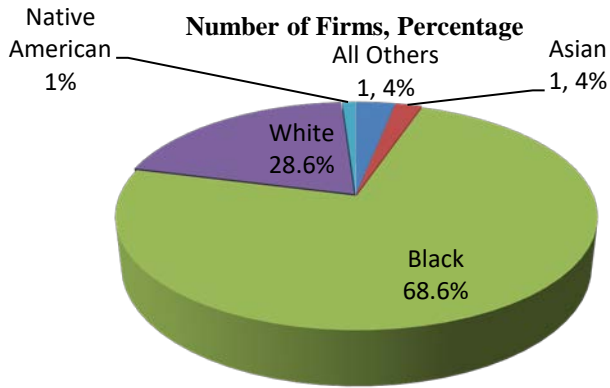
4. Goal Setting Committee (GSC)

Team Matrix		
Name	Department	Title
Erica Wade	OSBO	Manager of OSBO
Project Managers	Transportation	Project Manager
Michelle Rosenthal	OSBO	Business Development Coordinator
Margaret Jones	OSBO	Certification & Compliance Specialist
Jennifer Wladischkin	Procurement	Manager of Procurement
Vacant	Transportation	Estimator

5. Analysis:

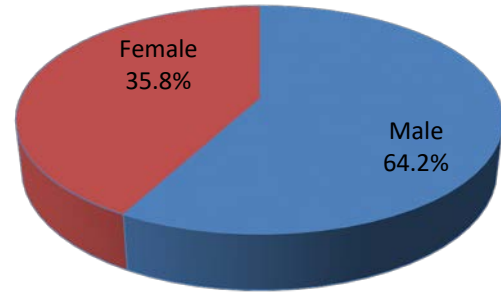


SLBE Firms by Ethnicity

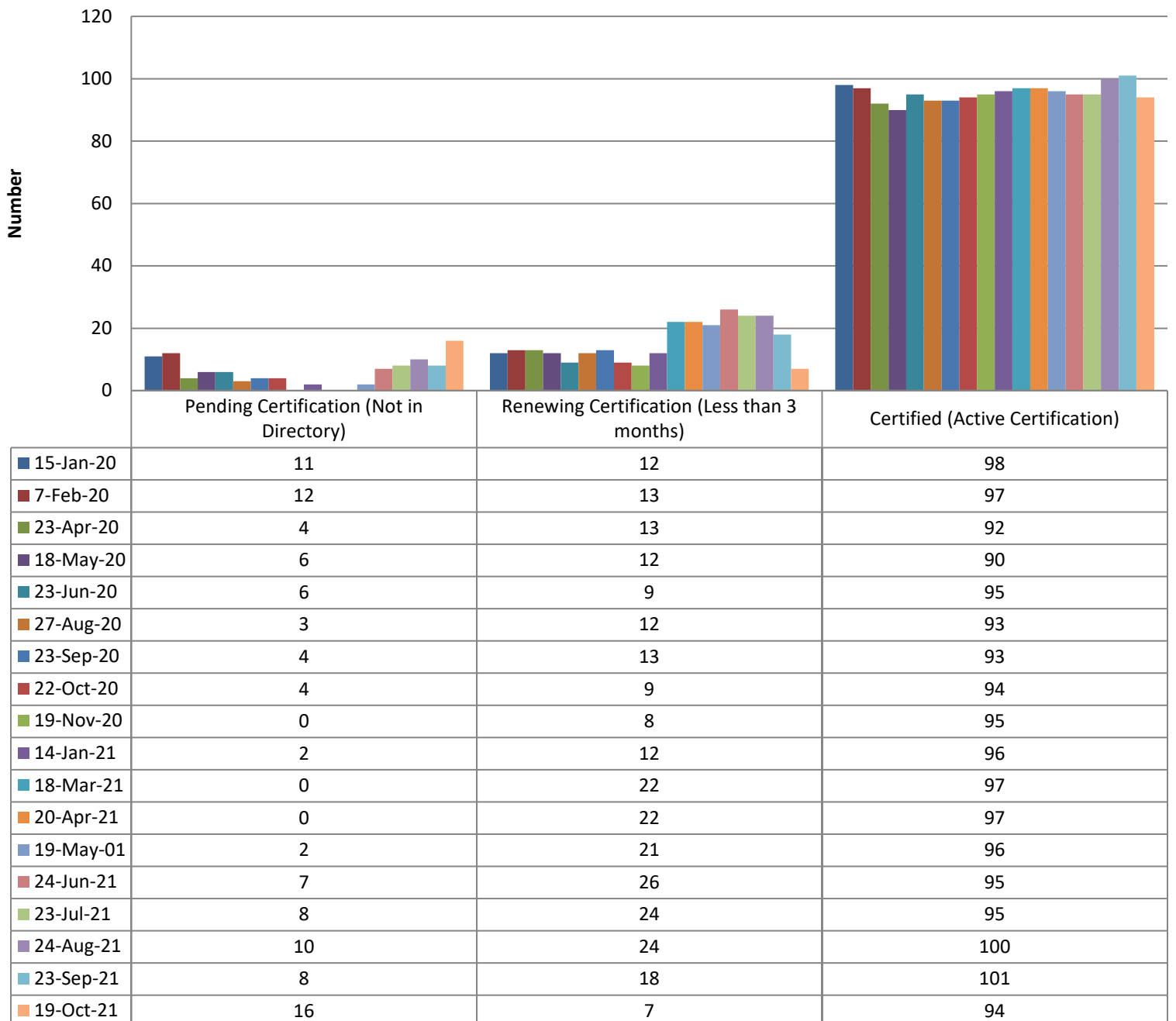


SLBE Firms by Gender

Number of Firms, Percentage



SLBE Certified Firm Status



SLBE GOAL PARTICIPATION UPDATE 2018-2021

Project Name	Sheltered Market	SLBE Goal	DATE
2017 Dirt Roads Package H	No	4.05%	February 6, 2018
2017 Dirt Roads Package G	Yes	4.98%	February 22, 2018
Sidewalk Package S-8	Yes	100%	April 19, 2018
Pedestrian Improvements at Intersections	No	12%	July 3, 2018
2018 Sidewalks – Koon Rd. & Farmview St.	Yes	100%	July 18, 2018
2016 PDT Sidewalks-Clemson Road	Yes	100%	October 2, 2018
2018 Richland County Dirt Roads Package I	No	5.95%	October 19, 2018
SERN NIP	No	17.3%	November 15, 2018
2018 Richland County Dirt Roads Project 7 Road Group	No	11%	December 31, 2018
Sidewalks S-13	No	25%	January 17, 2019
Sidewalk Package S-11	No	22%	January 28, 2019
North Springs and Harrington Intersection Improvements	No	15%	March 13, 2019
Atlas Road Widening Project	No	14%	April 4, 2019
2019 Resurfacing Package R	No	0%	April 17, 2019
Lakeside Subdivision (Incl. Sienna Dr.) Resurfacing	No	3%	August 1, 2019
Decker Woodfield NIP-Faraway Drive Sidewalk	No	25%	September 15, 2020
Green Street Phase II	No	8.1%	September 18, 2019
Sidewalk S-12	No	19%	September 24, 2019
2019 Richland County Dirt Road Package K	No	23%	October 17, 2019
Dirt Road Paving Package L	No	24%	June 18, 2021
Bull Street & Elmwood Ave. Intersection Improvement	No	18%	May 24, 2021
Dirt Road Paving Package M	NO	8.5%	October 1, 2021
PUBLIC WORKS			
Lakeside at Ballentine Resurfacing (Non-Transportation)	No	3%	August 1, 2019
Knollwood and Planters Drainage Improvement	Yes	100%	January 21, 2020
Miles Rd/3Bears Road Intersection Resurfacing	No	18%	February 27, 2020
Riverwalk Way and Stockland Road Resurfacing	No	34%	February 28, 2020
Wildewood Subdivision Selected Roadways	No	3%	May 18, 2020
Kneece Road Sidewalk	No	23%	January 7, 2021

Total Certified SLBE's by Industry

Industry	Total
Architectural & Engineering Services	8
Construction Services	37
Non-Professional	9
Professional	31
Wholesale	9
Total	94

6. Department Outlook:

- i. OSBO is reestablishing our collaboration efforts with our business and community partners and members of Richland County Council.
- ii. The Office has set a goal of expanding our SLBE Certification list by 60. Especially in specialty categories highly utilized at Richland County.
- iii. OSBO will continue to work with all county departments encouraging the utilization of our SLBEs.
- iv. OSBO is seeking ways to identify and increase contracting opportunities not just with Richland County Government, but also with our partners.

- v. OSBO is continuously setting SLBE utilization goals on a contract-by-contract basis on Richland County projects to include Transportation projects.
 - vi. OSBO is in the process of upgrading our Business Development area. We will offer 1:1 business coaching and counseling services, access to capital coaching, business plan development, marketing coaching and assistance with various certification processes.
 - vii. OSBO will continue to offer technical trainings and workshops for our small business community.
- OSBO is reviewing and updating the current SOPs, Policy and Procedure Manuals and the Ordinances.

• Business Development

- i. OSBO Website Highlights
- ii. Highlighted Article
 - Featured Story
 - EJW Cole Realty, LLC
- iii. Manage and coordinate workshops and events to ensure SLBEs and local SBE have opportunities to attend technical and administrative training
 - Upcoming workshops will focus on providing information to our internal departments about OSBO, and encouraging them to utilize our SLBEs as they make their purchases in the upcoming FY21/22
 - Working with our partners on collaborative efforts for our technical workshops and trainings
- iv. Attend and participated in following outreaches that provide exposure and awareness of the services the OSBO Office offers to the local business community:
 - BISNET Entrepreneurs event business networking meeting, the event resulted in five (5) new potential small business owners certification
 - 1 Million Cups Columbia, weekly meetings networking with entrepreneurs and exchanging of information and ideas resulting in three (3) new contact leads, Oct 6
 - Visited two small local business owners in the Cottontown/Bellevue area to make them aware of the OSBO Office and services we provide, Oct 6
 - Attended and participated in Ribbon Cutting for the Hopkins Magistrate Office, by assisting with the room set-up, welcoming arriving guest and helping them to their sets, taking photos of the event, and talking with attendees about the OSBO online certification process, Oct 7
- v. Participated in Richland Library Community Partners meeting, where partners disseminate information of upcoming events and trainings, Oct 4
- vi. Participated in OSBO COVID-19 Grant Application Outreaches by answering questions and providing information of OSBO online certification process
 - Hopkins Community Center, Oct 9
 - New Castle Trenholm Acres Center, Oct 13
 - Upper Richland Community Center, Oct 20

2021 Office of Small Business Opportunity Business Academy

Title of Workshop/Event	Date	No. Attended
Funding Opportunities for 2021- Are You Ready	Jan 28	203
Let's Talk Procurement Opportunities Securing Your Slice of the Pie	Mar 11	63
The WWH (Why, When, and How) of Financial Planning	May 26	20
Save My Business, 2021 Crisis Preparedness Summit	Sep 8	108

(Schedule subject to change)

• **Certification and Compliance Report**

- i. Received eight (8) new SLBE Certification Applications
 - Reviewed applications to make sure applicants submitted all required documents for certification. Applications was in the area of Construction, Wholesale, Professional and Non-Professional
- ii. Completed one (1) renewal
 - Approved 1 certification renewals in the areas of Professional Services
- iii. Conducted one (1) Site Visits for Certification
 - Site visits provide validation of business, owner equipment, etc. OSBO staff members had the opportunity to interview owner and answer questions from the owner. The site visits was in area of Non-Professional Services
- iv. Contacted and sent renewal (7 pending) notices to SLBEs
 - OSBO reporting provides a 30/60/90 days of implementing renewals to help retain our SLBEs
- v. Attended Pre – Bid meeting for Dirt Road Paving Package M (October 18, 2021)
 - The goal on this project was set at 8.5%. OSBO requirement was explained to Primes and SLBE's. The open date for the project was October 8, 2021 and the close date is November 9, 2021.
- vi. Attended Ribbon Cutting Ribbon Cutting for the Hopkins Megastar Office (October 7, 2021)
 - Assist with setting up for the Ribbon Cutting Ceremony
- vii. Attended Clemson Road Sidewalk Progress Meeting: (October 4, 2021)
 - 4 Week Look ahead was submitted, concrete need to be poured for the island, it depend on the weather if the island will be completed. Tolleson is waiting for the change order.
- viii. Posted payments for Prime Contractors
 - Posted payment for Prime Contractors in the Supplier Diversity Management System (B2g) which allows subcontractor to confirm payments.

• **Program Development Coordinator**

- i. Scheduled and planned five (5) CV-19 small business Grant relief workshops for Richland County Small Businesses to formally introduce grant opportunities to small businesses and provide them with vital information needed to apply for ANY grant opportunities to include:
 - i. DUNS Number purpose and instructions
 - ii. W9 Sample and purpose
 - iii. IRS Profit and Loss Sheet; sample and purpose
 - iv. Itemized Expenses Sample Sheet with instructions
 - v. Sample Grant application with common descriptive summary questions including common Emergency Need/Covid-19 response questions
 - vi. Low/Moderate Income (LMI) guidelines with HUD LMI Chart
- ii. Completed PowerPoints and a folder with supporting document samples for each person attending the workshop: Workshops are key for small businesses that have never applied for funding
 - i. Saturday, Oct 9th 10-12 (Hopkins Park) 26 attended
 - ii. Wednesday, Oct 13th 5-8 (New Castle) 15 attended
 - iii. Wednesday, Oct 20th 5-8 (Upper Richland) 16 attended
 - iv. Saturday, October 23rd 10-5 (Friarsgate) 30 signed up
 - v. Thursday, November 4th 5:30-7:30 (Garners Ferry Adult Center) 25 of 50 signed up
- iii. Accepted invitation to present CV-19 Small Business Relief Grant info at Bibleway Church during their Small Business Event Oct 29th
- iv. Emailed 94 SLBE's information from Comm. Plan & Development informing them of marketing opportunities at the Exhibition event on Oct. 30th
- v. Accepted invitation for OSBO to attend the Comm. Plan & Development Exhibition event on Oct 30th- Provides venue to market the services of the OSBO office

- vi. Communicated and provided information via telephone and email with 68 individuals contacting the office to inquire about a range of topics to include:
 - i. How to start a business
 - ii. How to apply for a Employer ID Number (EIN)
 - iii. How to write a business plan
 - iv. What business licenses do I need
 - v. How to finance a new business
 - vi. How to grow a business
 - vii. CV-19 Grant information
 - viii. How to become a SLBE
 - ix. How to hire staff
 - x. How to purchase a business from someone
 - xi. How to promote their small business
 - xii. Where to locate business rental property
 - xiii. How to become a Vendor with Richland County
 - xiv. How to apply for any grants
 - xv. How to create a website
- vii. Updated OSBO webpages on the County website to include updated information and upcoming events, resources, partners, etc
- viii. Coordinated partner collaboration meeting with T.Felder, PTAC consultant
- ix. Assisted with recruiting efforts for SLBE/ESLBE's that resulted in SLBE applications being submitted
- x. Accompanied Compliance & Certification Specialist to perform two site visits with SLBE applicants and provided them with resources for their business and how to become a vendor with Richland county
- xi. Creating Zoom of CV-19 grant information to link onto website and newsletter for small businesses to view if they were unable to attend the workshops
- xii. Drafted October issue of OSBO's newsletter and web pages with updated information to inform SLBE's, Partners, and Businesses on latest events with OSBO

Transportation Update- October 25, 2021

General Information

Committee\Council Approvals

- Clemson Rd. Ph. 1 Sidewalk Additional Contingency – Council approved on October 5th
- Dirt Road Package L Construction Award – Council approved on October 5th
- Lower Richland Blvd. Widening Rescope – Council approved on October 5th
- Mitigation Credit Sales – Encompass Health Rehabilitation Hospital – Council approved on October 5th

Upcoming Committee\Council Items

- Three Rivers Ph. 2 – Committee on October 26th

Pre-Construction Update

- Atlas Rd. Widening – OET is working to address final plan comments from SCDOT.
- Blythewood Rd. Widening – ROW on all but four properties has now been obtained. There is some final coordination to perform on the Town of Winnsboro waterline.
- Bull\Elmwood Intersection – We are waiting on final utility coordination on one Dominion light pole. Once this is complete the bid documents can be finalized and the project advertised.
- Dirt Road Paving
 - Package M has been advertised, bids are due 11/9/2021. This will include the following roads: Bow String Rd., Maggie Hipp Rd., Rosa Dowdy Rd., and Tall Oaks Dr.
 - Package N is being finalized and is anticipated to be advertised this winter. This will include the following roads: Larger St., Nathan Ridge Ln., Sara Matthews Rd.
- Garners Ferry\Harmon Intersection – All utility coordination that needs to occur before construction has been completed. Dominion and CenturyLink has already performed their relocations. Charter, and Segra are finalizing their plans and will performing their own relocations. The OET is finalizing the bid package and updating the cost estimate for advertisement.
- Lower Richland Blvd. Widening – The OET was asked to update the traffic study for this project due to the recent construction of a new gas station at the intersection with Garners Ferry Rd. The new rescope approved by Council on Oct. 5th includes widening the road to 5 lanes from Garners Ferry to the Sheriff's Substation, widening to 3 lanes from the Substation to Rabbit Run, and installing a roundabout at the intersection of Lower Richland and Rabbit Run.
- Shop Rd. Widening – A new service order modification has been executed with the OET. This work covers the analysis of existing drainage between George Rogers Blvd. and Rosewood so that the existing drainage issues in the area can be taken care of without discharging into the railroad ROW.

- Spears Creek Church Road Widening- A Public Input Meeting was held October 14th at Pontiac Elementary School. Citizens who would like to provide comments have until November 14th to do so.
- Three Rivers\Saluda River Greenway Ph. 2 – The River Alliance has reached out to the department to discuss funding options to complete phase 2 of this project, which would include extending the greenway under the interstate and installing a bridge across the Saluda River. The Boyd family has expressed interest in donating funds to construct the bridge.

Construction Update

- Innovista Phase II- Approximately 60% complete. Completion estimated for May 2022.
- North Main Street – Approximately 96% complete. Due to an unforeseen issue at the intersection with Monticello Rd., a significant rework of the area now has to be completed. We will need to submit to the City for additional funding for this change.
- Three Rivers Greenway Ph. 1B – The coffer dam has been installed and construction has begun.
- Dirt Road Package K- Approximately 50% complete. There was a temporary delay on this project due to several contractor crew members testing positive for COVID.
- Resurfacing Package R- This project started September 23rd.
- Clemson Rd. Ph. 1 Sidewalk – Construction began mid-July and is approximately 53% complete.
- Old Garners Ferry Rd TIP 2 – Anticipated start date is October 28th

Open Solicitations:

- Dirt Road Package M

Upcoming Solicitations:

- Alpine Road Sidewalk- Winter 2021\2022
- Percival Road Sidewalk: Winter 2021\2022
- Sunset Drive Sidewalk: Winter 2021-2022
- Atlas Road Widening Phase 1: Winter 2021\2022
- Garners Ferry\Harmon Intersection: Fall 2021
- Bull\Elmwood Intersection: Fall 2021
- Blythewood Widening: Winter 2021\2022
- Dirt Road Package N: Winter 2021\2022

October 2021

REFERENDUM *APPROVED CTIP (2015/2016) CURRENT ESTIMATE OUTSIDE FUNDING/ REIMBURSEMENTS VARIANCE EXPENDED TO DATE *PHASE

Report Ending October 21, 2021

WIDENINGS									
Rank	District								
1	7, 8, 9	\$ 29,860,800	\$ 29,860,800	\$ 28,441,312	\$ -	\$ 1,419,488	\$ 28,441,312	CO	
2	9, 10	\$ 23,400,000	\$ 16,900,000	\$ 13,031,007	\$ 980,000	\$ 11,348,993	\$ 15,042,657	CO	
3	11	\$ 4,000,000	\$ 4,000,000	\$ 4,000,000	\$ -	\$ -	\$ -	SCDOT	
4	4	\$ 35,400,000	\$ 35,400,000	\$ 55,028,433	\$ 26,517,908	\$ 6,889,475	\$ 53,375,669	CO	
5	10	\$ -	\$ 6,150,000	\$ 3,500,000	\$ 1,800,000	\$ (1,700,000)	\$ 9,750,158	Design	
5	10	\$ 16,700,000	\$ 32,000,000	\$ 9,724,498	\$ -	\$ 6,975,502	\$ 1,612,671	Design	
6	10	\$ 33,100,000	\$ 36,500,000	\$ 32,000,000	\$ -	\$ 1,100,000	\$ 3,041,770	RW	
7	10, 11	\$ 17,600,000	\$ 24,100,000	\$ 36,300,000	\$ -	\$ (18,700,000)	\$ 595,474	RW	
8	10, 11	\$ 18,200,000	\$ 30,000,000	\$ 8,000,000	\$ -	\$ 10,200,000	\$ 3,921,046	Design	
9	2, 7	\$ 8,000,000	\$ 10,000,000	\$ 13,208,127	\$ -	\$ (5,208,127)	\$ 254,359	RW	
10	1	\$ 29,000,000	\$ 32,500,000	\$ 30,000,000	\$ -	\$ (1,000,000)	\$ 1,531,976	Design	
11	9, 10	\$ 26,600,000	\$ 10,560,000	\$ 520,000,000	\$ -	\$ 6,600,000	\$ 433,581	Design	
12	11	\$ 6,100,000	\$ 6,100,000	\$ 5,000,000	\$ -	\$ 1,100,000	\$ 382,360	Design	
13	8, 9, 10	\$ 12,800,000	\$ 1,020,000	\$ 10,600,000	\$ -	\$ 2,200,000	\$ 811,959	Design	
14	2, 7	\$ 21,000,000	\$ 4,200,000	\$ 13,000,000	\$ -	\$ 8,000,000	\$ 461,788	Design	
Total Widening		\$ 281,760,800	\$ 279,290,800	\$ 281,833,378	\$ 29,297,908	\$ 29,225,330	\$ 119,656,782		
INTERSECTION IMPROVEMENTS									
*	8, 9	\$ 3,500,000	\$ 1,400,000	\$ 4,096,203	\$ -	\$ (596,203)	\$ 3,857,479	Complete	
*	0	\$ 3,700,000	\$ 900,000	\$ 1,213,739	\$ -	\$ 2,486,261	\$ 1,198,504	Complete	
*	7	\$ 3,600,000	\$ 2,400,000	\$ 2,243,860	\$ -	\$ 1,356,140	\$ 2,068,722	Complete	
*	8, 9	\$ 1,800,000	\$ 900,000	\$ 1,936,802	\$ -	\$ (136,802)	\$ 2,034,669	Complete	
*	8, 9	\$ 500,000	\$ 700,000	\$ 1,425,120	\$ -	\$ (925,120)	\$ 1,407,819	Complete	
*	1	\$ 1,900,000	\$ 1,400,000	\$ 2,736,144	\$ -	\$ (836,144)	\$ 2,598,629	Complete	
-	7	\$ 3,600,000	\$ -	\$ -	\$ -	\$ 3,600,000	\$ 405	Complete	
1	7	\$ 2,600,000	\$ -	\$ -	\$ -	\$ 2,600,000	\$ 405	Complete	
2	9, 10	\$ 5,100,000	\$ 12,200,000	\$ 12,780,946	\$ -	\$ (7,680,946)	\$ 4,424,344	RW	
3	4	\$ 2,000,000	\$ 2,800,000	\$ 3,798,811	\$ -	\$ (1,798,811)	\$ 848,547	RW	
4	4	\$ -	\$ -	\$ -	\$ -	\$ -	\$ -	CO	
		\$ 3,000,000	\$ -	\$ -	\$ -	\$ 3,000,000	\$ -	CO	
6	11	\$ 2,600,000	\$ 1,000,000	\$ 1,583,878	\$ -	\$ 1,016,122	\$ 380,626	RW	
7	8, 9	\$ 2,000,000	\$ 1,000,000	\$ 1,352,631	\$ -	\$ 647,369	\$ 765,167	CO	
8	9, 10	\$ 1,000,000	\$ 1,658,000	\$ 1,600,000	\$ -	\$ (600,000)	\$ 377,186	RW	
Total Intersection Improvements		\$ 36,900,000	\$ 26,358,000	\$ 34,768,133	\$ -	\$ 2,131,867	\$ 19,962,502		
SPECIAL PROJECTS									
1	5	\$ 4,000,000	\$ 4,000,000	\$ 3,345,525	\$ -	\$ 654,475	\$ 3,345,525	Complete	
2	5	\$ 50,000,000	\$ 10,500,000	\$ 18,119,764	\$ -	\$ 8,644,207	\$ 17,897,970	Complete	
4	5		\$ 24,000,000	\$ 23,236,029	\$ -		\$ 6,293,595	CO	
9	5			\$ -	\$ -		\$ -	NS	
3	10	\$ 71,800,000	\$ 27,145,000	\$ 35,163,888	\$ 3,476,675	\$ 13,112,788	\$ 32,446,866	Complete	
5	10		\$ 5,332,000	\$ 27,000,000	\$ -		\$ 1,157,573	Design	
7	2, 9	\$ 4,500,000		\$ 4,500,000	\$ -	\$ -	\$ -	NS	
8	10	\$ 5,000,000		\$ 5,000,000	\$ -	\$ -	\$ -	NS	
0	0	\$ 63,000,000	\$ 40,342,000	\$ 63,701,248	\$ 994,090	\$ 292,842	\$ 11,368,111	Various	
Total Special Projects		\$ 198,300,000	\$ 111,319,000	\$ 180,066,454	\$ 4,470,765	\$ 22,704,311	\$ 72,509,640		
INTERCHANGE (I-20 / Broad River Road)									
		\$ 52,500,000		\$ 52,500,000	\$ -	\$ -	\$ -	NS	
DIRT ROAD PAVING									
		\$ 45,000,000	\$ 45,000,000	\$ 45,000,000	\$ -	\$ -	\$ 23,025,332	Various	
RESURFACING									
		\$ 40,000,000	\$ 31,844,000	\$ 41,400,000	\$ 1,400,000	\$ -	\$ 30,205,712	Various	
PROGRAM (traffic studies / plans / mitigation bank)									
		\$ 1,559,844		\$ -	\$ -	\$ 1,559,844	\$ 14,135,574	-	
TOTAL ROADWAY PROJECTS		\$ 656,020,644	\$ 493,811,800	\$ 635,567,965	\$ 35,168,674	\$ 55,621,353	\$ 279,495,543		

BIKE / PED / GREENWAY PROJECTS

BIKE/PED/GREENWAY (Referendum Total = \$80.9M)

REFERENDUM *APPROVED CTIP (2015/2016) CURRENT ESTIMATE OUTSIDE FUNDING / REIMBURSEMENTS VARIANCE EXPENDED TO DATE *PHASE

GREENWAY PROJECTS

1	5, 10	\$ 7,902,242	\$ 7,902,000	\$ 7,902,242	\$ -	\$ -	\$ 7,741,723	CO	
2	4, 5	\$ 892,739	\$ 893,000	\$ 1,496,947	\$ 323,680	\$ (280,528)		Complete	
3	6, 10	\$ 822,601	\$ 2,426,000	\$ 5,376,724	\$ -	\$ (4,554,123)	\$ 670,194	Design	
4	4	\$ 362,800	\$ 901,000	\$ 2,747,621	\$ -	\$ (2,384,821)	\$ 330,372	Design	
5	6, 11		\$ 2,786,000	\$ -	\$ -	\$ -	\$ -	Design	
6	4		\$ -	\$ -	\$ -	\$ -	\$ -	Design	
7	4		\$ -	\$ -	\$ -	\$ -	\$ -		
8	6		\$ -	\$ -	\$ -	\$ -	\$ -		
9	4		\$ -	\$ -	\$ -	\$ -	\$ -		
10	4	\$ 256,000		\$ 2,796,039	\$ -	\$ (2,540,039)	\$ 124,583	Design	
11	3, 8	\$ 648,456		\$ 648,456	\$ -	\$ -	\$ 6	Design	
12	3, 8	\$ 398,545		\$ 490,741	\$ -	\$ (92,196)	\$ -	NS	
13	11	\$ 129,217		\$ -	\$ -	\$ 129,217	\$ -		
14	7		\$ -	\$ -	\$ -	\$ -	\$ -		
15	4		\$ -	\$ -	\$ -	\$ -	\$ -		
Total Greenway Projects		\$ 11,412,600	\$ 21,458,770	\$ 323,680	\$ (9,722,490)	\$ 8,866,879			
BIKEWAY PROJECTS									
		\$ 22,008,773	\$ 20,884,000	\$ 22,008,773	\$ -	\$ -	\$ 327,409	Various	
SIDEWALK PROJECTS									
		\$ 26,926,370	\$ 26,281,000	\$ 26,926,370	\$ 2,794,002	\$ 2,794,002	\$ 9,189,572	Various	
PEDESTRIAN IMPROVEMENT PROJECTS									
		\$ 2,836,080	\$ 2,835,000	\$ 1,136,080	\$ -	\$ 1,700,000	\$ 580,895	Complete	
Undesignated									
		\$ 8,146,354	\$ -	\$ -	\$ -	\$ 8,146,354	\$ -		
TOTAL BIKE / PED / GREENWAY		\$ 71,330,177	\$ 50,000,000	\$ 71,529,994	\$ 3,117,682	\$ 2,917,866	\$ 18,964,754		

OTHER PROGRAM COSTS \$ 333,091,000 \$ 352,299,369 \$ - \$ (19,208,369) \$ 869,475

TOTAL PROGRAM \$ 1,060,441,821 \$ 543,811,800 \$ 1,059,397,327 \$ 38,286,356 \$ 39,330,850 \$ 299,329,771

* Approved CTIP is through 2020 and amounts listed are for approved phases of work in that time period; approval of 2017 CTIP is pending.

\$ (45,522,136)



Financial Highlights FY 2022

Month End August 2021

17% of fiscal year completed

- Net Income (Loss):
 - Excluding depreciation - Month = ~\$209.79K Actual YTD = ~\$4.33M
- Total Revenue:
 - PTD = \$2.56M Actual YTD ~ \$8.89M
 - Compared to 2/12th of annual budget of ~\$46.12M; total YTD collections represent an average ~19% of annual budgeted amount
- Total Expenses (w/depreciation):
 - PTD = \$2.62M Actual YTD ~ \$5.10M
 - compared to 2/12th of annual budget of ~ \$46.12M; total YTD expenditures represent an average ~ 5% of annual budgeted amount
- YTD paid to contract operator RATP Dev 7/1/2020 to reporting month: ~\$14,545,816
- Professional Contract Svcs, Marketing & Security (4203, 4361, 4509):

• ABLE South Carolina	3,794	• Robinson Gray Law Firm	1,406
• Burr Forman McNair	16,180	• Swiftly	1,733
• Brownstone	26,513		
• Chernoff Newman, LLC	5,175		
• iT1 Solutions	5,500	• Security (4509)	52,287
• Lonestar Transit	10,438		
• Natavis Harris (Planner Consultant)	8,436	• Marketing, Adv & Promotion (4203)	18,527
• Nexsen Pruitt	4,004	(Flock & Rally (F&R) included)	
		○ Columbia Fireflies Ad	
		○ EdVenture Golf	
		Tournament Lunch	
		Sponsorship	
		○ Employment Ads	
		○ Facebook Ads	
		○ Name Cheap Domain	
		○ Palmetto Shop	
		○ Paper Pro	
		○ WP Engine	
		○ WTS Transportation	
		Trailblazers Conference	
- Total collections of Penny Revenue since 2013 to present:
 - ✓ \$146,398,827 of \$300,991,000 allocation; remaining balance = \$154,592,173
 - ✓ Payments received from Richland County
 - July 2021 - \$5,902,770

Central Midlands Regional Transit Authority
Condensed Statement of Financial Position
Period Ended 08/31/21

	Actual PTD 8/31/2021	Actual YTD 8/31/2021	Budget YTD FY 2022
Revenues:			
Passenger Fares/Revenue Contracts	266,334	618,018	484,087
Special (Advertising, Interest, Rental, Etc)	387,962	398,820	73,706
Admin/Misc	(63,334)	(63,289)	900
Local Revenue (The Penny)	1,967,333	7,933,191	3,047,821
Reimbursement (RTAP, UofSC, etc)	-	-	152,726
State (SCDOT)	-	-	156,714
CBDG & Hospitality	-	-	833
Federal	-	-	2,358,657
Total Revenue	\$ 2,558,295	\$ 8,886,740	\$ 6,275,444


Expenses:			
Contract Operator	1,725,475	3,363,999	3,484,021
Federal/State	197,625	382,211	2,734,567
Fuel	169,879	312,753	532,494
Administrative (includes Salaries & Benefits)	117,529	243,461	293,397
Professional Services	101,704	178,715	354,034
Utilities	24,092	48,879	60,660
Other Operating Expenses	12,205	30,110	223,040
Depreciation	270,651	535,149	-
Total Expenses	\$ 2,619,160	\$ 5,095,276	\$ 7,682,215

Net Income (Loss) From Operations + Depreciation add back:	\$ 209,786	\$ 4,326,613	\$ (1,406,770)
---	-------------------	---------------------	-----------------------

Cash:

	<i>Wells Fargo</i>	
Petty Cash		70
Operating Acct		65,438
	<i>OPTUS Bank</i>	
Operating Reserve Funds	3,818,234	
Capital Reserve Funds	2,758,963	6,577,197
	<i>Local Gov't Investment Pool</i>	
Emergency Reserve	8,564,969	
Operating Reserve	8,564,969	17,129,939
	<i>Security Federal Bank</i>	
Operating/Sweeps Acct		10,394,568
Total Cash		\$ 34,167,212
 Total Assets		 \$ 77,949,260
Total Liabilities		\$ 14,869,789


**M/DBE Tracking
Local Funds Only
July 1, 2020 - September 30, 2021**

Fiscal Year Summary (July 1, 2020 - September 30, 2021)			The COMET/Contractors Vendor Name	The COMET Paid Vendor YTD	Amount DBE Paid YTD* (Direct/Indirect)	Contract M/DBE Requirement	Percentage of Goal Achieved
Vendors Paid - Contracts with M/DBE Goal	\$ 17,812,253.41	1	A James Global Services	\$ 56,531.45	\$ 56,531.45	100%	100%
# M/DBEs Paid*	\$ 5,293,059.08	2	AOS Specialty Contractors (20%)	\$ 285,987.93	\$ 285,987.93	100%	100%
The COMET M/DBE Goal	25%	3	Able South Carolina	\$ 155,472.28	\$ 2,900.00	2%	2%
M/DBE Goal Percentage Achieved	29.7%	4	Amerigas	\$ 634,186.82	\$ 9,360.00	2%	1%
# Vendors with M/DBE Goal	18	5	B & C Associates	\$ 73,584.50	\$ 73,584.50	100%	100%
Note: Data reviewed from The COMET's Check Register from July 2020 -August 2021		6	Brownstone Construction Group (MBE) (20%)	\$ 87,486.27	\$ 81,717.77	2%	93%
**Payments being verified for RATP Dev/Payments reflect up thru July 2021		7	Burr Furman McNair	\$ 448,301.97	\$ 73,730.00	2%	16%
		8	Capital Building Services	\$ 116,854.61	\$ 116,854.61	100%	100%
		9	Chernoff Newman	\$ 60,593.75	\$ 4,050.00	2%	7%
		10	CR Jackson Inc (20%)	\$ 128,835.66	\$ 14,668.00	5%	11%
		11	Flock and Rally	\$ 363,194.10	\$ 363,194.10	100%	100%
		12	IT1 Solutions (20%)	\$ 26,469.00	\$ 325.14	2%	1%
		13	New Age Protection	\$ 282,043.40	\$ 282,043.40	100%	100%
		14	RATP Dev**	\$ 14,545,815.75	\$ 3,886,337.86	20.06%	27%
		15	Strategic Mapping (20%)	\$ 351,295.40	\$ 18,390.00	7%	5%
		16	Tolar Manufacturing (20%)	\$ 106,431.60	\$ 2,389.60	2%	2%
		17	Transit Mgmt Oversight & Solutions	\$ 17,014.92	\$ 17,014.92	100%	100%
		18	Walker White (20%)	\$ 72,154.00	\$ 3,979.80	12%	6%
		Total Payments		\$ 17,812,253.41	\$ 5,293,059.08		29.7%


M/DBE Tracking
July 1, 2020 - September 30, 2021

	DBE Firm	The COMET Vendor	Service Description	The COMET Paid Vendor YTD	Amount DBE Paid YTD**
1	A James Global Services	A James Global Services	Landscaping	\$ 56,531.45	\$ 56,531.45
2	AOS Specialty	AOS Specialty	Bus Stop Amenities	\$ 285,987.93	\$ 285,987.93
3	Flock and Rally	Able South Carolina	Certification/Mobility Management	\$ 155,472.28	\$ 2,900.00
4	Apex Construction	Amerigas	Propane Fuel	\$ 634,186.82	\$ 9,360.00
5	B & C Associates	B & C Associates	Janitorial	\$ 73,584.50	\$ 73,584.50
6	Brownstone Construction Group (MBE)	Brownstone Construction Group (MBE)	Architectural & Engineering	\$ 84,090.02	\$ 78,321.52
	CES Group Engineers	Brownstone Construction Group (MBE)	Civil Engineering, Surveying, Environmental	\$ 3,396.25	\$ 3,396.25
7	Gaffney Lewis LLC	Burr Furman McNair	Legal Services	\$ 448,301.97	\$ 73,730.00
8	Capital Building Services	Capital Building Services	Janitorial/Landscaping	\$ 116,854.61	\$ 116,854.61
10	Heyward Bannister/Banco-Bannister	Chernoff Newman	PR/Website	\$ 60,593.75	\$ 4,050.00
11	AOS Specialty	CR Jackson Inc	Parking Lot Repair	\$ 128,835.66	\$ 14,668.00
12	Flock and Rally	Flock and Rally	Marketing	\$ 363,194.10	\$ 363,194.10
13	No Info to Date	IT1 Solutions	IT	\$ 26,469.00	\$ 325.14
14	New Age Protection	New Age Protection	Security	\$ 282,043.40	\$ 282,043.40
15		RATP Dev	Fixed Route/Paratransit Oper	\$ 14,545,815.75	
	Transport Care Services	RATP Dev	Paratransit, Bus Cleaning		\$ 3,436,852.37
	Capital Building Services	RATP Dev	Bus Stop Maintenance, Vehicle Detailing		\$ 187,466.00
	Nissi Group	RATP Dev	NTD Reporting		\$ 13,839.00
	Hard Hat	RATP Dev	Safety Equipment		\$ 7,800.79
	A Customer Point of View	RATP Dev	Mystery Rider		\$ 9,500.00
	Ed Rush	RATP Dev	Uniforms		\$ 185,662.53
	Alpha Business Solutions	RATP Dev	Office Supplies		\$ 14,454.17
	Rely Supply	RATP Dev	Oil, Lube, etc.		\$ 30,763.00
16	Elite Professionals	Strategic Mapping	ITS	\$ 351,295.40	\$ 18,390.00
17	Davis Freight Mgmt	Tolar Manufacturing	Bus Shelters	\$ 106,431.60	\$ 2,389.60
18	Transit Mgmt Oversight & Solutions	Transit Mgmt Oversight & Solutions	Triennial Review Prep	\$ 17,014.92	\$ 17,014.92
19	Wallace Mechanic Supply	Walker White	HVAC Replacement	\$ 72,154.00	\$ 3,979.80
Total Payments				\$ 17,812,253.41	\$ 5,293,059.08

M/DBE Tracking
RATP Dev Payments
July 1, 2020 - August 31, 2021

Fiscal Year Summary (July 1, 2020 - August 31, 2021)			RATP Dev Contractors	Type of Work or Products	RATP Dev Paid Vendor YTD	RATP Dev Contract M/DBE Requirement	Percentage of Goal Achieved
The COMET Paid RATP Dev*	\$ 14,545,816.00	1	Transport Care Services	Operate DART services, vehicle cleaning	\$ 3,436,852.37	18.41%	23.6%
# M/DBEs Paid**	\$ 3,886,337.86	2	Capital Building Services	Bus Stop cleaning/maintenance & vehicle detailing services	\$ 187,466.00	1.14%	1.3%
The COMET M/DBE Goal	20.06%	3	Nissi Group	Trip sampling for NTD Reports	\$ 13,839.00	0.14%	0.1%
M/DBE Goal Percentage Achieved	26.7%	4	Hard Hat Transportation	Safety, facility and office supplies and equipment	\$ 7,800.79	0.02%	0.1%
		5	A Customer's Point of View	Mystery rides/observations on Fixed Routes	\$ 9,500.00	0.20%	0.1%
Note: Data reviewed from The COMET's Check Register from July 2020 -August 2021*		6	Ed Rush Consulting & Dev	Operator uniforms	\$ 185,662.53	0.14%	1.3%
Note: Verified data provided by RATP Dev from July 2020 -August 2021**		7	Alpha Business Solutions	Office supplies	\$ 14,454.17		0.1%
		8	Rely Supply	Lube, oil, coolants, etc.	\$ 30,763.00		0.2%
			Total Payments		\$ 3,886,337.86		26.7%

M/DBE Tracking
RATP Dev Payments
July 1, 2021 - August 31, 2021

Fiscal Year Summary (July 1, 2021 - August 31, 2021)			RATP Dev Contractors	Type of Work or Products	RATP Dev Paid Vendor YTD	RATP Dev Contract M/DBE Requirement	Percentage of Goal Achieved
The COMET Paid RATP Dev*	\$ 2,743,687.23	1	Transport Care Services	Operate DART services, vehicle cleaning	\$ 448,712.87	18.41%	16.4%
# M/DBEs Paid**	\$ 515,888.32	2	Capital Building Services	Bus Stop cleaning/maintenance & vehicle detailing services	\$ 27,000.00	1.14%	1.0%
The COMET M/DBE Goal	20.06%	3	Nissi Group	Trip sampling for NTD Reports	\$ 900.00	0.14%	0.0%
M/DBE Goal Percentage Achieved	18.8%	4	Hard Hat Transportation	Safety, facility and office supplies and equipment	\$ -	0.02%	0.0%
		5	A Customer's Point of View	Mystery rides/observations on Fixed Routes	\$ -	0.20%	0.0%
Note: Data reviewed from The COMET's Check Register from July 2021 -August 2021*		6	Ed Rush Consulting & Dev	Operator uniforms	\$ 36,338.45	0.14%	1.3%
Note: Verified data provided by RATP Dev from July 2021 -August 2021**		7	Alpha Business Solutions	Office supplies	\$ -		0.0%
		8	Rely Supply	Lube, oil, coolants, etc.	\$ 2,937.00		0.1%
		Total Payments			\$ 515,888.32		18.8%



TO: Transportation Penny Advisory Committee, et al

FROM: Natavis Eric Harris, Planning & Development Specialist

CC: LeRoy DesChamps, Interim Executive Director

DATE: October 22, 2021

SUBJECT: The COMET – Planning Activities Update

Over the past couple of months, The COMET has focused its planning efforts on adjusting to the “New Normal” of transit. The following planning activities from 09/27/2021 through 10/25/2021 are listed below:

- Prepared Reimagine The COMET project plans for public meetings
- Developed opportunity cost analysis for the 3 COMET Central project alternatives
- Completed the Complete Streets map data request from SCDOT
- Compared Title VI Analysis with local agencies
- Audited bus stop spacing on Park Street
- Performed analysis for Soda Cap & contracted routes
- Continued schedule auditing process with Swiftly
- Continued update of turn sheets
- Met with Thomas Kowalski from Urban Transport Associates (UTA) to discuss data collection issues
- Conducted site plan reviews
- Continued work to install advertisement benches throughout service area
- Continued verifying turn-by-turns in Remix with Strategic Mapping Dispatch Portal
- Filmed UofSC How-to Ride video to demonstrate the system to students and boost ridership
- Met with AbleSC and Transit to discuss accessible schedules and GTFS information
- Physically checked turn-by-turns and created maps representing discrepancies

Central Midlands Regional Transit Authority
3613 Lucius Road
Columbia, SC 29201

803.255.7133 – p
803.255.7113 – f
info@TheCOMETSC.gov
CatchTheCOMETSC.gov

LeRoy DesChamps, Interim Executive Director
Derrick Huggins, Chair
Allison Terracio, Vice Chair
Christopher Lawson, Secretary
Andy Smith, Treasurer

Board Members:

Will Brennan, Stephen Cain, John V. Furgess, Sr., Carolyn Gleaton, Mike Green, Leon Howard, Skip Jenkins, Al Koon, Lill Mood, Robert Morris, Geraldine Robinson, Debbie Summers, William (B.J.) Unthank, Barry Walker, Overture Walker

Ridership Report

August		2020		2021			Difference from Previous Year		
Route	Description	Boardings	Boardings per vehicle hour	Boardings	Boardings Per hour or Trip (Efficiency)	Subsidy per passenger	Farebox Recovery Ratio	Boardings	Efficiency
Systemwide totals	All Boardings Total	180,371		137,928				▼ -42,443	
	Fixed-Route Total	173,173	13.2	131,719	9.8	\$ 5.79	13.6%	▼ -41,454	▼ -3.4
	Weekday Service	134,070	14.3	110,387	10.6	\$ 5.32	14.6%	▼ -23,683	▼ -3.7
	Saturday Service	21,804	11.6	11,270	7.4	\$ 8.03	10.2%	▼ -10,534	▼ -4.2
	Sunday Service	17,299	9.3	10,062	7.0	\$ 8.53	9.7%	▼ -7,237	▼ -2.3
	Flex Route	1,432	2.7	936	2.6	\$ 24.92	3.5%	▼ -496	▼ -0.1
	DART	3,106	1.3	5,116	3.2	\$ 21.39	24.8%	▲ 2,010	▲ 1.9

Reimagine The COMET

- The COMET officially launched the Reimagine The COMET planning effort on July 6, 2020 where local planners and staff representatives discussed community needs for transit. Elected officials were welcomed to join a daily 4 p.m. call to provide any additional feedback.
 - Using the project timeline listed below, The COMET is in the final stages of the public outreach phase. The Reimagine The COMET website was released to the public on September 1, 2020.
 - JWA is in the process of receiving input from the Board of Directors.
 - The board voted to design service to support 60% ridership and 40% coverage.
 - The COMET is now preparing to meet with City of Columbia to discuss next steps and how to incorporate Lucius & River SuperStop.
 - Online survey remains open to the public for feedback until further notice.

Project Timeline



Central Midlands Regional Transit Authority
3613 Lucius Road
Columbia, SC 29201

803.255.7133 – p
803.255.7113 – f
info@TheCOMETSC.gov

CatchTheCOMETSC.gov

LeRoy DesChamps, Interim Executive Director
Derrick Huggins, Chair
Allison Terracio, Vice Chair
Christopher Lawson, Secretary
Andy Smith, Treasurer

Board Members:

Will Brennan, Stephen Cain, John V. Furgess, Sr., Carolyn Gleanon, Mike Green, Leon Howard, Skip Jenkins, Al Koon, Lill Mood, Robert Morris, Geraldine Robinson, Debbie Summers, William (B.J.) Unthank, Barry Walker, Overture Walker

WORK COMPLETED THIS PERIOD:

- Site Designs, Status Reports, Effort Review, and Project Management
- Received SCDOT permit for Stop #898 State Knox Abbott
- Prepared list of stops with inventory information for SCDOT
- Bi-Weekly Meeting with Eric Harris/Blake Gibbons to discuss new work requests and review pending questions needing COMET input

WORK IN PROGRESS:

- AOS has the following stops under construction (13): Stop #1186 Assembly Flora SB(under legal review), Stop #772 Beltline Withers SB (awaiting amenities order), Stop #1292 Garners Atlas EB(awaiting amenities order), Stop #349 Gervais Oak WB(awaiting amenities order), Stop #409 Two Notch Polo NB(awaiting amenities order), Stop #410 Two Notch Evergreen NB(awaiting amenities order), Stop #752 Laurel Henderson WB(awaiting amenities order), Stop #1038 Forest Lakeshore WB(awaiting amenities order), Stop #1095 Harden Gervais SB(awaiting amenities order), Stop #1561 Parklane Two Notch NB(awaiting amenities order), Stop #324 Wilkes Main NB (awaiting amenities order), Stop #7616 Fort Jackson Gate 2 (awaiting amenities order), Stop #1236 VA Hospital (awaiting amenities order)

UNRESOLVED ISSUES:

- Stop 1037 Forest Trenholm WB – SCDOT is waiting for Forest Acres to provide input before issuing permit.

PENDING ITEMS REQUIRING CLIENT ACTION:

- Stop # 285 Farrow Rabon NB - Does COMET want to pursue bus turnout?

For information regarding this staff report, please contact Eric Harris at (803) 255-7137 or email nharris@thecometssc.gov.

Natavis Eric Harris


Central Midlands Regional Transit Authority
3613 Lucius Road
Columbia, SC 29201

803.255.7133 – p
803.255.7113 – f
info@TheCOMETSC.gov

CatchTheCOMETSC.gov

LeRoy DesChamps, Interim Executive Director
Derrick Huggins, Chair
Allison Terracio, Vice Chair
Christopher Lawson, Secretary
Andy Smith, Treasurer

Board Members:

Will Brennan, Stephen Cain, John V. Furgess, Sr., Carolyn Gleaton, Mike Green, Leon Howard, Skip Jenkins, Al Koon, Lill Mood, Robert Morris, Geraldine Robinson, Debbie Summers, William (B.J.) Unthank, Barry Walker, Overture Walker