



TRANSPORTATION PROGRAM

Transportation Penny Advisory Committee **AGENDA**

Monday, February 27, 2023 - 4:00 PM
Administration Conference Room
& live on Richland County YouTube

- | | |
|--|---------------------|
| 1. <u>Call to Order</u> | Mr. John P. Epting |
| 2. <u>Public Comments</u> | Mr. John P. Epting |
| 3. <u>Approval of October 17th Meeting Minutes</u> | Mr. John P. Epting |
| 4. <u>Office of Small Business Opportunities (Pages 2-9)</u> | GCS/OSBO |
| 5. <u>The COMET Program (Pages 10-19)</u> | COMET |
| 6. <u>Transportation Program (Pages'20-27)</u> | Mr. Michael Maloney |
| 7. <u>Other Business</u> | Mr. John P. Epting |
| • Next scheduled meeting: March 20, 2023 | |
| • TPAC Membership Update | |
| 8. <u>Adjournment</u> | |



Transportation Penny Advisory Committee Report

OSBO
Manager's Report

February 23, 2023

1. Executive Summary:

This report is submitted pursuant to Ordinance (s) 049-13HR and 058-16HR to ensure that the OSBO team provides support to the County to ensure that the SLBE has equal opportunity to participate in County contracts for all six (6) Industry Categories.

Primary Industry Category					
Construction Services	Professional Services	Non-Professional Services	Engineering Services	Architectural Services	Wholesale Operations

2. Purpose:

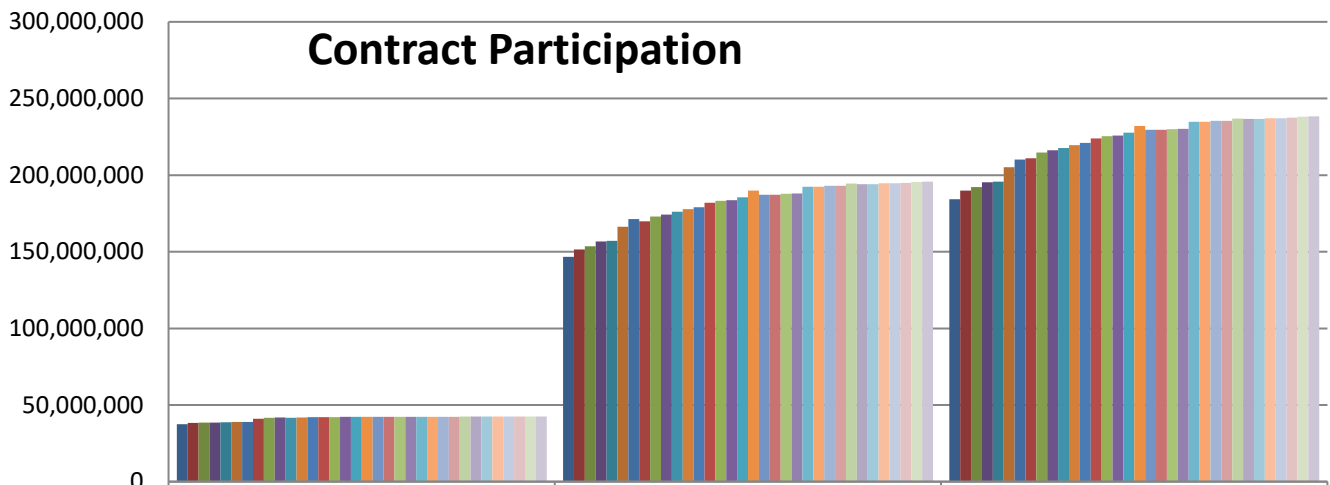
The purpose of this report is to manage the ongoing requirements of the Ordinance(s), and ensuring payment to contracted SLBEs.

3. Office of the Small Business Opportunity Cross Functional Team

Team Matrix		
Name	Department	Title
Vacant	GCS	Director of GCS
Vacant	Transportation	Director of Transportation
Bryant Davis	GCS	Asst. Director of GCS
Erica Wade	OSBO	Manager of OSBO
Pam Green	OSBO	Assistant Manager of OSBO
Vacant	OSBO	Business Development Coordinator
Vacant	OSBO	Project Coordinator
Jennifer Wladischkin	Procurement	Director of Procurement
Yolanda Davis	Procurement	Contract Specialist
Vacant	Transportation	Deputy Director
Vacant	Transportation	Senior Accountant
Nathaniel Miller	Transportation	Contract & Budget Manager

4. Goal Setting Committee (GSC)

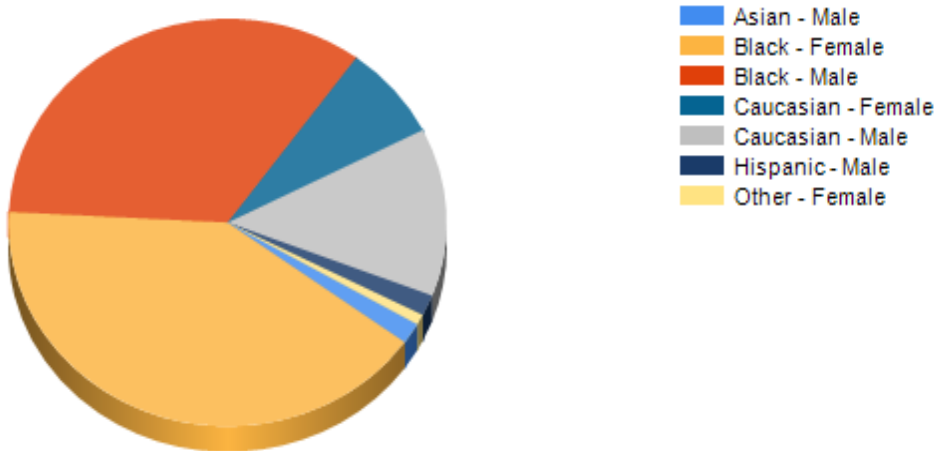
Team Matrix		
Name	Department	Title
Erica Wade	OSBO	Manager of OSBO
Project Managers	Transportation	Project Manager
Vacant	OSBO	Business Development Coordinator
Margaret Jones	OSBO	Certification & Compliance Specialist
Jennifer Wladischkin	Procurement	Director of Procurement
Vacant	Transportation	Estimator



	Payments to SLBE Certified	Payments to Uncertified Firms	Total
17-Sep-19	37,473,273	146,742,374	184,215,647
15-Oct-19	38,383,126	151,503,956	189,887,082
14-Nov-19	38,496,430	153,619,259	192,115,689
14-Jan-20	38,523,255	156,705,179	195,228,434
7-Feb-20	38,695,648	157,051,672	195,747,320
24-Apr-20	38,866,455	166,379,141	205,245,596
18-May-20	38,871,422	171,323,232	210,194,654
23-Jun-20	41,131,329	169,774,876	210,906,205
27-Aug-20	41,703,727	173,066,890	214,770,617
23-Sep-20	41,777,877	174,332,410	216,110,287
22-Oct-20	41,721,101	176,030,848	217,751,949
19-Nov-20	41,792,337	177,842,068	219,634,405
14-Jan-21	42,019,418	179,047,628	221,067,046
18-Mar-21	42,076,070	181,960,860	224,036,930
20-Apr-21	42,154,269	183,322,004	225,476,273
19-May-21	42,208,221	183,644,213	225,852,434
24-Jun-21	42,217,760	185,447,251	227,665,011
23-Jul-21	42,219,454	189,892,961	232,112,415
24-Aug-21	42,232,702	187,258,224	229,490,926
23-Sep-21	42,263,519	187,227,407	229,490,926
19-Oct-21	42,284,576	187,780,426	230,065,002
16-Nov-21	42,329,427	187,932,217	230,261,644
15-Dec-21	42,368,514	192,504,275	234,872,789
20-Jan-22	42,368,514	192,504,275	234,872,789
24-Feb-22	42,370,634	192,992,792	235,363,426
15-Mar-22	42,377,985	192,985,441	235,363,426
13-Apr-22	42,445,693	194,430,587	236,876,280
12-May-22	42,445,693	194,152,954	236,598,647
15-Jun-22	42,456,491	194,142,156	236,598,647
12-Jul-22	42,456,491	194,614,686	237,071,177
11-Aug-22	42,456,491	194,734,112	237,190,603
16-Sep-22	42,504,000	194,962,496	237,466,496
12-Oct-22	42,574,792	195,549,971	238,124,763
17-Nov-22	42,583,312	195,708,564	238,291,876

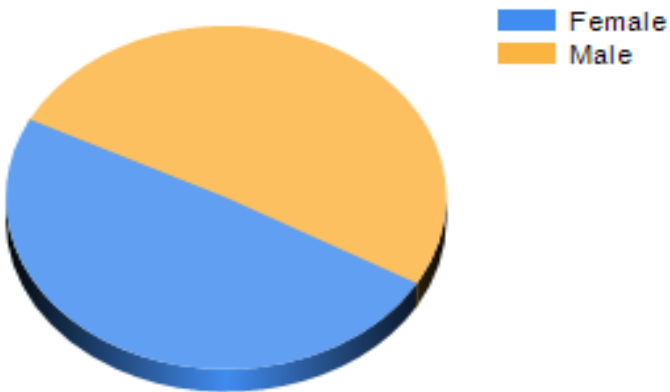
SLBE Firms by Ethnicity

Ethnicity	Number Firms	Percent of Total
Asian	2	1.72%
Black	86	74.14%
Caucasian	25	21.55%
Hispanic	2	1.72%
Other	1	0.86%
Total Firms	116	

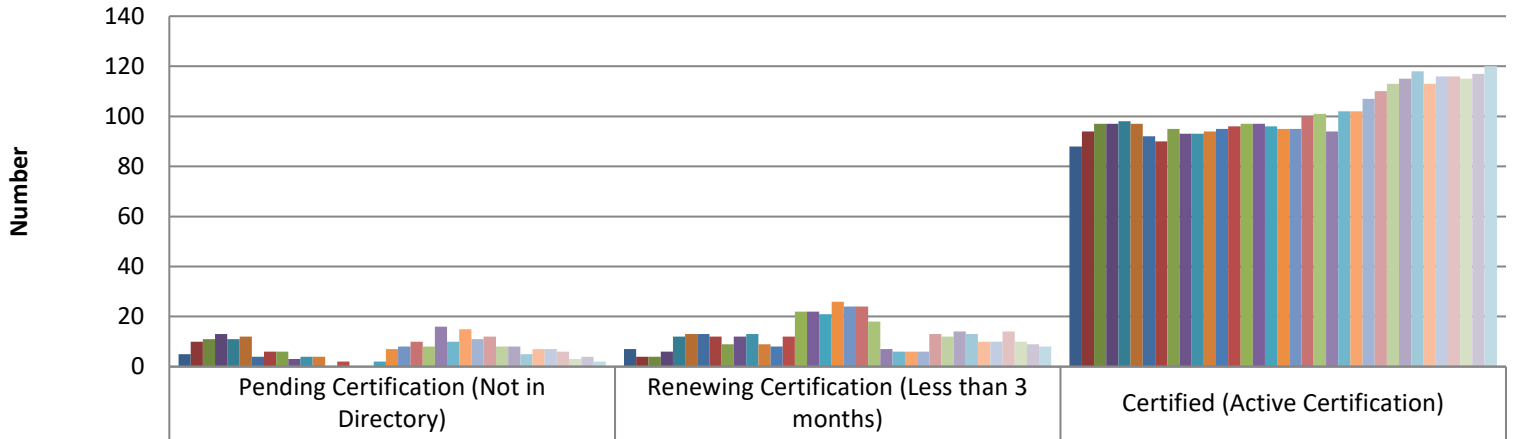


SLBE Firms by Gender

Gender	Number Firms	Percent of Total
Female	58	40.99%
Male	58	50.0%
Total Firms	116	



SLBE Certified Firm Status



	Pending Certification (Not in Directory)	Renewing Certification (Less than 3 months)	Certified (Active Certification)
16-Jul-19	5	7	88
17-Sep-19	10	4	94
15-Oct-19	11	4	97
14-Nov-19	13	6	97
15-Jan-20	11	12	98
7-Feb-20	12	13	97
23-Apr-20	4	13	92
18-May-20	6	12	90
23-Jun-20	6	9	95
27-Aug-20	3	12	93
23-Sep-20	4	13	93
22-Oct-20	4	9	94
19-Nov-20	0	8	95
14-Jan-21	2	12	96
18-Mar-21	0	22	97
20-Apr-21	0	22	97
19-May-21	2	21	96
24-Jun-21	7	26	95
23-Jul-21	8	24	95
24-Aug-21	10	24	100
23-Sep-21	8	18	101
19-Oct-21	16	7	94
16-Nov-21	10	6	102
15-Dec-21	15	6	102
20-Jan-22	11	6	107
24-Feb-22	12	13	110
15-Mar-22	8	12	113
8-Apr-22	8	14	115
12-May-22	5	13	118
15-Jun-22	7	10	113
12-Jul-22	7	10	116
11-Aug-22	6	14	116
16-Sep-22	3	10	115
13-Oct-22	4	9	117
17-Nov-22	2	8	120

SLBE GOAL PARTICIPATION UPDATE 2018-2023

Project Name	Sheltered Market	SLBE Goal	DATE
2017 Dirt Roads Package H	No	4.05%	February 6, 2018
2017 Dirt Roads Package G	Yes	4.98%	February 22, 2018
Sidewalk Package S-8	Yes	100%	April 19, 2018
Pedestrian Improvements at Intersections	No	12%	July 3, 2018
2018 Sidewalks – Koon Rd. & Farmview St.	Yes	100%	July 18, 2018
2016 PDT Sidewalks-Clemson Road	Yes	100%	October 2, 2018
2018 Richland County Dirt Roads Package I	No	5.95%	October 19, 2018
SERN NIP	No	17.3%	November 15, 2018
2018 Richland County Dirt Roads Project 7 Road Group	No	11%	December 31, 2018
Sidewalks S-13	No	25%	January 17, 2019
Sidewalk Package S-11	No	22%	January 28, 2019
North Springs and Harrington Intersection Improvements	No	15%	March 13, 2019
Atlas Road Widening Project	No	14%	April 4, 2019
2019 Resurfacing Package R	No	0%	April 17, 2019
Lakeside Subdivision (Incl. Sienna Dr.) Resurfacing	No	3%	August 1, 2019
Decker Woodfield NIP-Faraway Drive Sidewalk	No	25%	September 15, 2020
Green Street Phase II	No	8.1%	September 18, 2019
Sidewalk S-12	No	19%	September 24, 2019
2019 Richland County Dirt Road Package K	No	23%	October 17, 2019
Dirt Road Paving Package L	No	24%	June 18, 2021
Bull Street & Elmwood Ave. Intersection Improvement	No	18%	May 24, 2021
Dirt Road Paving Package M	No	8.5%	October 1, 2021
Percival Rd/Screaming Eagle Rd	No	6%	November 16, 2021
Garners Ferry Road (US-378) and Harmon Road (S-86) Intersection Improvement Project	No	18%	December 7, 2021
Blythewood Road Widening	No	15%	March 17, 2022
Sunset Drive Sidewalk Improvement	No	23%	April 1, 2022
Brookfield Road Sidewalk & Chatsworth Shared-Use Pathway	No	25%	April 1, 2022
Dirt Road Package N	No	19%	June 21, 2022
PUBLIC WORKS			
Lakeside at Ballentine Resurfacing (Non-Transportation)	No	3%	August 1, 2019
Knollwood and Planters Drainage Improvement	Yes	100%	January 21, 2020
Miles Rd/3Bears Road Intersection Resurfacing	No	18%	February 27, 2020
Riverwalk Way and Stockland Road Resurfacing	No	34%	February 28, 2020
Wildewood Subdivision Selected Roadways	No	3%	May 18, 2020
Kneece Road Sidewalk	No	23%	January 7, 2021
Utilities Security Fence	No	100%	June 24, 2022

Total Certified SLBE's by Industry

Industry	Total
Architectural & Engineering Services	7
Construction Services	35
Non-Professional	9
Professional	56
Wholesale	9
Total	116

5. Department Outlook:

- i. OSBO is reestablishing our collaboration efforts with our business and community partners and members of Richland County Council.
- ii. The Office has set a goal of expanding our SLBE Certification list by 60. Especially in specialty categories highly utilized at Richland County.
- iii. OSBO will continue to work with all county departments encouraging the utilization of our SLBEs.
- iv. OSBO is seeking ways to identify and increase contracting opportunities not just with Richland County Government, but also with our partners.
- v. OSBO is continuously setting SLBE utilization goals on a contract-by-contract basis on Richland County projects to include Transportation projects.
- vi. OSBO is in the process of upgrading our Business Development area. We will offer 1:1 business coaching and counseling services, access to capital coaching, business plan development, marketing coaching and assistance with various certification processes.
- vii. OSBO will continue to offer technical trainings and workshops for our small business community. OSBO is reviewing and updating the current SOPs, Policy and Procedure Manuals and the Ordinances.

2023 Office of Small Business Opportunity Business Academy

INTERNAL ADMINISTRATIVE WORKSHOPS 2023	DATE 2023	NO. ATTENDED
Good, Better, Different	2/23/2023	61
The Power of Strategic Partnerships	3/22/2023	
Deep Dive Financials-Where's My Money	4/29/2023	
Small Business Resilience-Learning How to Unplug to Sharpen you Focus	5/17/2023	
Protecting Your Brand	3/21/2023	
Evaluating Your Business Structure and Law	8/16/2023	
Engaged Richland	9/13/2023	

**dates and times are subject to change*

Certification and Compliance Report Certification and Compliance Report

F, 2023

- i. Contacted and sent renewal (9 pending) notices to SLBEs
 - OSBO reporting provides a 30/60/90 days of implementing renewals to help retain our SLBEs
 - One (1) pending applications in the areas of Professionals.

 - ii. Posted payments for Prime Contractors
 - Posted payment for Prime Contractors in the Supplier Diversity Management System (B2g) which allows subcontractor to confirm payments

 - iii. Met with Project Manager to set utilization goal for Dirt Road Paving Project Package O. The utilization goal is 12%. (February 15, 2023).
-
- **Program Coordinator (Vacant position)**
 - **Business Development (Vacant)**



TO: Transportation Penny Advisory Committee (TPAC), et al
FROM: Jackie Bowers & The COMET Team
SUBJECT: The COMET - Planning Activities

The COMET provides this status updates:

TPAC Meeting Month: February 2023

- A. Lucius Rd Super Stop Update (thru Jan 2023)
- B. Continued coordination of plans for all construction projects for new bus stops amenities (thru Jan 2023)
- C. Monthly Ridership Data (Jan 2023)
- D. Condensed Financial Data (Dec 2022)
- E. DBE spending report local funds (thru Dec 2022)

Any additional information, please contact Jackie Bowers at JBowers@thecometsc.gov or 803 255 7132.

LUCIUS ROAD SUPERSTOP

CENTRAL MIDLANDS REGIONAL TRANSIT AUTHORITY
COLUMBIA, SOUTH CAROLINA

A.



MONTHLY PROGRESS REPORT

Project Summary

The Lucius Road Superstop project, as of January 31, 2022, has been considered substantially completed to accommodate sixteen (16) bus spaces and twelve (12) personal parking vehicles. In addition, this project encompasses a 24,000 square foot Superstop bus training facility to support the COMET contractors and trainees in acquiring their CDL licenses. This facility now has the provisions to accommodate a total of eight (8) bus shelters, eighteen (18) parking lights, fourteen (14) security cameras and twelve (12) pedestrian vehicle parking spaces.

- Through the month of January, the Lucius Road project is 98% physically complete.
- Through the month of January, the Lucius Road project is 96.7% financially complete.

Progress Photos



Aerial view of the Lucius Road Superstop Project.

DAVIS & FLOYD

SINCE 1954

B.

Re: Bus Stop Shelter and Bench Permitting - Summary of Work
D&F Job Number: 13827.00

Dear Mr. DesChamps:

WORK COMPLETED THIS PERIOD:

- Site Designs, Status Reports, Effort Review, and Project Management
- Provided site plan and draft easement to Rush's Property Management
- Bi-Weekly Meeting with Jackie Bowers/Eric Harris/Blake Gibbons to discuss new work requests and review pending questions needing COMET input

WORK IN PROGRESS:

- Coordination with Lexington Medical regarding Stop #1378 easement agreement.
- Coordination with Rush's Property Management regarding Stop #325 easement agreement.

UNRESOLVED ISSUES:

- None

PENDING ITEMS REQUIRING CLIENT ACTION:

- None

240 Stoneridge Drive, Suite 305, Columbia, SC 29210

0. (803) 256-4121 F. (803) 254-4549

WWW.DAVISFLOYD.COM

COMET Shelter and Bench Permitting Status January 2023

Completed Sites

Shelters

None for this period

Benches

None for this period

Boarding and Alighting

None for this period

Approved Sites

Shelters

Stop #1654 Broad Shivers NB

Benches

Stop #1650 Hardscrabble Bush NB (Awaiting sidewalk completion of Hardscrabble Widening)

Boarding and Alighting

None for this period

Sites Currently Under Permit Review

Shelters

Stop #325 Broad Rushmore NB (Rush's is reviewing easement)

Benches

Stop #1378 W Hospital Sunset NB (Lexington Medical is reviewing easement)

Boarding and Alighting

None for this period

*Stop has been added/updated to this status since previous report.

Sites in Design

Shelters

Stop #788 Decker Boulevard and Wedgefield Road

Stop #1192 Medical Park @ Prisma Health

Stop #1037 Forest Trenholm WB

Stop #1231 Sumter Gervais SB

Stop #43 Pendleton Barnwell EB

*Stop #3203 Midlands Tech College NE SuperStop

Benches

Stop #225 Harbison Boulevard and Parkridge Drive

Stop #99 Park Abbeville SB

Stop #676 Park Elmwood NB

Stop #1134 Broad Zimalcrest SB

Stop #331 Broad Shivers SB

Stop #653 Main Colleton SB

Stop #683 Main Prescott NB

Stop #21 Harden Rosewood NB

Stop #22 Rosewood Howard EB

Stop #45 Rosewood Kilbourne WB

Stop #319 Broad Heritage SB

Stop #335 Gervais Oak EB

Stop #1041 Forest Shandon Baptist EB

Stop #1233 Sumter College SB

Stop #838 Main Elmore NB

Stop #1035 Forest Trenholm EB

Stop #269 Gavilan Campanella

Stop #223 Read Oak EB


Stop #1091 Broad Marley SB

*Stop has been added/updated to this status since previous report.

C.

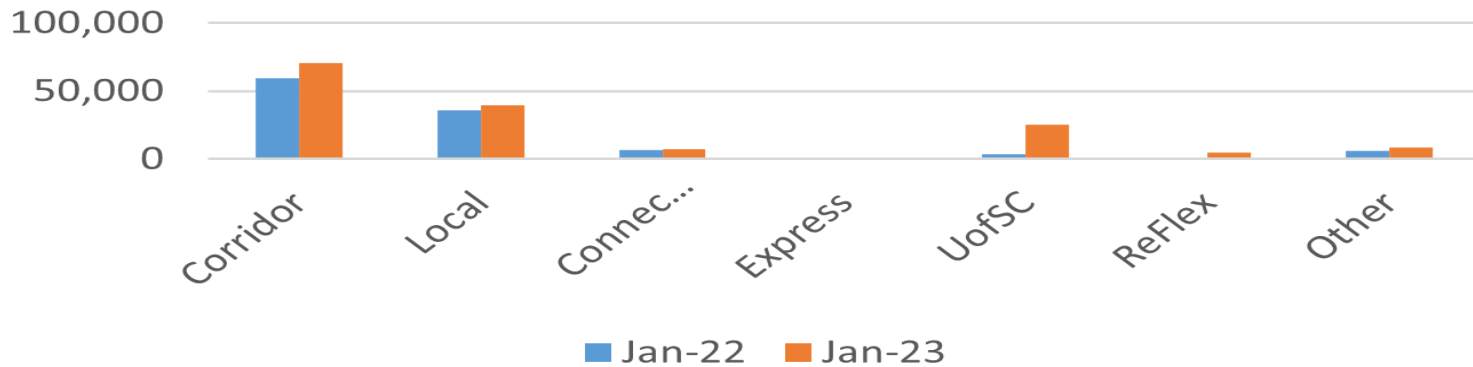


All Aboard




- **144,066 total ridership for January 2023**
- 113,489 total ridership for January 2022
- Ridership has increased by 23.74% compared to January 2022

January 2023 vs. January 2022 Ridership Comparison





Average Daily Ridership



Average Daily Ridership

Month	Monthly Ridership		Average Daily Ridership		
	2022	2023	2022	2023	% Change
January	106,428	144,066	15,204	20,581	35%
February	112,303		16,043	-	-100%
March	138,952		19,850	-	-100%
April	134,878		19,268	-	-100%
May	121,579		17,368	-	-100%
June	121,607		17,372	-	-100%
July	118,533		16,933	-	-100%
August	150,627		21,518	-	-100%
September	170,842		24,406	-	-100%
October	155,044		22,149	-	-100%
November	122,649		17,521	-	-100%
December	111,331		15,904	-	-100%
Year to Date	1,564,773	144,066	223,539	20,581	-91%



D.

Central Midlands Regional Transit Authority
Condensed Statement of Financial Position
Period Ended 12/31/22

FY 2023

	Actual PTD 12/31/2022	Actual YTD 12/31/2022	Budgeted Amount	
			YTD	Annual
Revenues:				
Passenger Fares/Revenue Contracts	235,677	1,902,486	1,500,000	3,000,000
Special (Advertising, Interest, Rental, Etc)	14,879	564,958	128,360	256,720
Admin/Misc/Gain(Loss) Sale of Assets	(187)	14,213	13,000	26,000
Local Revenue (The Penny)	2,176,231	15,357,875	10,652,061	21,304,123
Reimbursement (RTAP, UofSC, etc)	-	10,782	750	1,500
State (SCDOT)	-	-	649,539	1,299,079
CBDG & Hospitality	-	-	5,000	10,000
Federal (CARES Act, CRRSA, ARP)	642,964	866,562	8,324,521	16,649,041
Total Revenue	\$ 3,069,564	\$ 18,716,876	\$ 21,273,232	\$ 42,546,463

Expenses:				
Contract Operator	1,794,371	10,688,863	11,086,165	22,172,330
Federal/State (Capital, PM, NPM)	115,021	940,323	4,641,150	9,282,299
Fuel	149,276	1,221,412	1,804,893	3,609,786
Administrative (includes Salaries & Benefits)	132,437	845,148	971,962	1,943,924
Professional Services	118,466	617,528	1,590,361	3,180,721
Utilities	24,841	147,698	198,359	396,717
Other Operating Expenses	7,301	105,916	980,343	1,960,686
Depreciation	239,579	1,563,890	-	-
Total Expenses	\$ 2,581,291	\$ 16,130,778	\$ 21,273,232	\$ 42,546,463

Net Income (Loss) From Operations + Depreciation add back:	\$ 727,851	\$ 4,149,988	\$ 0	\$ 0
---	-------------------	---------------------	-------------	-------------


Cash:

Petty Cash		300		
<i>OPTUS Bank</i>				
Operating Reserve Funds	4,039,984			
Capital Reserve Funds	2,634,560	6,674,545		
<i>Local Gov't Investment Pool</i>				
Emergency Reserve	12,927,310			
Operating Reserve	14,354,965	27,282,275		
<i>Security Federal Bank</i>				
Operating/Sweeps Acct		10,538,504		
Total Cash		\$ 44,495,624		

Total Assets		\$ 84,150,907		
Total Current Liabilities		\$ 8,371,463		

E.

M/DBE Tracking
Local Funds Only
July 1, 2020 - December 31, 2022

Fiscal Year Summary (July 1, 2020 - December 31, 2022)			The COMET/Contractors Vendor Name	The COMET Paid Vendor YTD	Amount DBE Paid YTD* (Direct/Indirect)	Contract M/DBE Requirement	Percentage of Goal Achieved
Vendors Paid - Contracts with M/DBE Goal	\$ 47,312,065.02	1	A James Global Services	\$ 198,122.90	\$ 198,122.90	100%	100%
# M/DBEs Paid*	\$ 12,248,957.94	2	AOS Specialty Contractors (20%)	\$ 351,297.40	\$ 351,297.40	100%	100%
The COMET M/DBE Goal	25%	3	Able South Carolina	\$ 295,506.22	\$ 4,543.13	2%	2%
M/DBE Goal Percentage Achieved	25.9%	4	Amerigas	\$ 849,905.25	\$ 9,360.00	2%	1%
# Vendors with M/DBE Goal	20	5	B & C Associates	\$ 252,632.10	\$ 252,632.10	100%	100%
Note: Data reviewed from The COMET's Check Register from July 2020 -December 2022		6	Brownstone Construction Group (MBE) (20%)	\$ 156,209.86	\$ 150,441.26	2%	96%
**Payments being verified for RATP Dev/Payments reflect up thru December 2022		7	Burr Furman McNair	\$ 542,821.97	\$ 73,730.00	2%	14%
		8	Capital Building Services	\$ 116,854.61	\$ 116,854.61	100%	100%
		9	Chernoff Newman	\$ 114,425.00	\$ 4,050.00	2%	4%
		10	CR Jackson Inc (20%)	\$ 128,835.66	\$ 14,668.00	5%	11%
		11	DESA	\$ 9,750.00	\$ 9,750.00	100%	100%
		12	Flock and Rally	\$ 739,436.73	\$ 739,436.73	100%	100%
		13	IT1 Solutions (20%)	\$ 50,665.00	\$ 325.14	2%	1%
		14	New Age Protection	\$ 490,141.08	\$ 490,141.08	100%	100%
		15	PJ Noble & Associates	\$ 5,040.00	\$ 5,040.00	100%	100%
		16	RATP Dev**	\$ 42,372,309.32	\$ 9,779,736.41	20.06%	23%
		17	Strategic Mapping (20%)	\$ 367,110.40	\$ 18,390.00	7%	5%
		18	Tolar Manufacturing (20%)	\$ 181,832.60	\$ 6,454.66	2%	4%
		19	Transit Mgmt Oversight & Solutions	\$ 17,014.92	\$ 17,014.92	100%	100%
		20	Walker White (20%)	\$ 72,154.00	\$ 6,969.60	12%	10%
Total Payments				\$ 47,312,065.02	\$ 12,248,957.94		25.9%

Transportation Update – February 27, 2023

General Information

-

Committee\Council Approvals

- Blythewood Road Widening Award of Construction

Upcoming Committee\Council Items

-

Pre-Construction Update

- Alpine Rd. Sidewalk – LPA DBE documentations were submitted on 2/9/2023 to SCDOT in order to receive ATP for construction.
- Atlas Rd. Widening - Transportation will obtain final two City of Columbia Gravity Sewer Easements. Transportation final approval coordination with CSX underway.
- Bluff Rd. Widening Phase 2 – The 70% plans were submitted to SCDOT on 12/21/22 for review.
- Blythewood Rd. Area Improvements – The County and OET received a response from SCDOT for meeting the WB -62 requirement in the curve for McNulty Street. The OET is currently working with the County to review the commits from SCDOT and will provide a response prior continuing the design process.
- Broad River Rd. Corridor NIP – Preliminary Plans are approximately 95% complete and work has started on the ROW plans 39%. Preliminary plans received back from SCDOT 11/28/22. We will be sending response back to SCDOT.
- Broad River Rd. Widening – 60% Right of Way plans under development. The Project will relocate City of Columbia 54” waterline. OET is updating design.
- Crane Creek NIP – Design for phases 2 and 3 continues.
 - Phase 2 includes new sidewalks along Blue Ridge Terrace, Heyward Brockington Rd, and Crane Church Road.
 - Phase 3 includes new sidewalks along Dakota Dr. Seagull Ln., Roberson St., and Lincolnshire North Dr.
- Crane Creek Greenway – OET is expected to survey the new route in the coming month (pending on river conditions, water is still too high). The location of new bridge over Crane Creek should still needs to be located. The new pedestrian bridge over Crane Creek will be added to the drawings. For the new bridge, need to evaluate the flood model to make sure it is not causing a rise in the flood elevation. Getting the plans ready for permits by the end of March 2023.
- Dirt Road Design Evaluation- Transportation has launched plan to work with consultants on previously dropped dirt road paving projects to evaluate each dirt road to determine those that can be moved to construction.

- Decker\Woodfield NIP –
 - Brookfield Rd. Sidewalk\Chatsworth Connector - SCDOT has provided comments on the final construction plans, and the OET has addressed comments and resubmitted to SCDOT. A maintenance agreement between the County and RCRC will need to be executed in order for RCRC to take over permanent maintenance of the Connector. This portion of the NIP will also have intersection pedestrian improvements along Decker Blvd. added to it, which will include work at the intersection of Decker Blvd. with O’Neil Ct, Brookfield Rd, Faraway Dr., and Percival Rd.
 - Hunt Club Rd – We have had the PIM meeting and the OET is finalizing 90% plans; plans submitted to SCDOT for approval.
- Gills Creek Greenway – 60% Right-of-Way plans are under development by consultant. Midlands Technical College agreed to next steps to extend section of boardwalk onto their property.
- Kelly Mill Rd Widening- OET is currently working on a scope and fee for the project; once we have agreed on the scope of the project the OET will begin the design process.
- Lower Richland Blvd. Widening – Public information meeting was held 1/19/ 2023 at the Richland County Sheriff’s Department Region One Substation on Lower Richland Blvd.
- Percival Rd. Sidewalk – Construction Plans under review by SCDOT. Legal department is working with remaining property owner to acquire necessary ROW.
- Pineview Rd. Widening – The County will begin ROW Acquisition on or about March 2023.
- Polo Rd. Widening – Received comments back from SCDOT on 30% Plans and Cox and Dinkins are addressing. Moving into the 70% Design Plan Phase.
- Polo Rd. Greenway - Site investigations and surveying to begin 2/23/23.
- Shop Rd. Widening – Working on updates to design and drainage based on the new typical section. Another Public Information Meeting will be expected at the time of preliminary Right of Way submission to SCDOT.
- Southeast Richland Neighborhood Project (SERN) Phase 2 – Surveying complete and beginning the design phase.
- Smith\Rocky Branch Greenway – The County and the OET are currently planning a Public Information Meeting. Once scheduled, the public will be notified of the time, date and location.
- Spears Creek Church Road Widening- Received 70% plan review comments from SCDOT on 1/18/23 and Holt Consulting is addressing them.
- Sunset Dr. Sidewalk - SCDOT has returned Construction Plans with comments; OET to address comments. Plans received back from SCDOT for approval on 11/30/22; comment response returned to SCDOT on 12/08/22.
- Trenholm\Newcastle NIP – The OET is working to complete preliminary plan with changes.

Construction Update

- Blythewood Rd. Widening – Council approval of the award occurred on February 14th. We have sent out the Notice to Proceed (NTP) and are scheduling the preconstruction conference date. Construction to commence in March 2023.
- Bull\Elmwood Intersection – The contractor has completed about 32% of the construction. Clearing and grubbing is completed. They have also removed and replaced the existing pavement, curbing, concrete and concrete sidewalk and installed pedestrian ramps near the Bull Street District portion of the project.
- Dirt Road Package M – Includes the following roads: Bow String Rd., Maggie Hipp Rd., Rosa Dowdy Rd., and Tall Oaks Dr. Paving of all roads has been completed as of February 2023.
- Dirt Road Package N - Construction of Cornell Adams Run started in January 2023. Next group of dirt roads are Summer Haven Drive and Vallenga Drive. Construction is estimated to be completed in October 2023.
- Garners Ferry\Harmon Intersection – Construction has begun and the gas line has been relocated as per the utility drawings. The contractor is currently boring under Harmon road for the water-line.
- Innovista Phase II- This project is currently in close out phase.
- North Main Street – Construction work on North Main Street includes final asphalt surface placement on North Main Street and Monticello Road. Remaining work includes thermoplastic pavement marking placement, concrete median and crosswalk stamping at the North Main/Monticello intersection. A final inspection will be conducted.
- Resurfacing Package R- Final walk through has been completed. Contractor to fix minor deficiencies.
- Resurfacing Package S – Construction began on 1/3/23 and continues to progress.
- Resurfacing Package T – Pre-construction conference was held on 1/3/23 and construction began in February 2023.
- Screaming Eagle\Percival Intersection – The construction continues and the contractor is currently tracking in slopes and grading the subgrade for the roadway_
- Three Rivers Greenway Ph. 1B – Construction is complete, contractor is working to deliver as-builts.

Open Solicitations:

Upcoming Solicitations Spring 2023:

- Alpine Road Sidewalk
- Percival Road Sidewalk
- Sunset Drive Sidewalk
- Atlas Road Widening

RESURFACING PACKAGE S

Name	District(s)	Name	District(s)
1. <u>Acme St</u>	<u>10</u>	26. <u>Kirton Ct</u>	<u>1</u>
2. <u>Alcott Dr</u>	<u>4</u>	27. <u>Lakewood Cir</u>	<u>2</u>
3. <u>Arbor Oaks Ct</u>	<u>2</u>	28. <u>Lee Ridge Ct</u>	<u>7</u>
4. <u>Bamboo Grove Ct</u>	<u>1</u>	29. <u>Lamson Dr</u>	<u>1</u>
5. <u>Beaver Creek Cir</u>	<u>7</u>	30. <u>Nevamar Dr</u>	<u>3</u>
6. <u>Bedford Dr/Rd</u>	<u>7</u>	31. <u>Newcastle Dr</u>	<u>3</u>
7. <u>Bennie Dr</u>	<u>2</u>	32. <u>North Hunters Ct</u>	<u>3</u>
8. <u>Cape Flattery Ct</u>	<u>2</u>	33. <u>Pelican Cir</u>	<u>7</u>
9. <u>Carlow Dr</u>	<u>11</u>	34. <u>Rock Hampton Rd</u>	<u>1</u>
10. <u>Charlwood Ct</u>	<u>1</u>	35. <u>Rushing Wind Dr</u>	<u>1</u>
11. <u>Chatteris Rd</u>	<u>1</u>	36. <u>Saxonbury Dr</u>	<u>3</u>
12. <u>Cockspur Cir</u>	<u>1</u>	37. <u>South Hunters Ct.</u>	<u>3</u>
13. <u>Cordova Dr</u>	<u>7</u>	38. <u>Sesqui Trl</u>	<u>8, 9</u>
14. <u>Crayford Rd</u>	<u>1</u>	39. <u>Springcrest Dr</u>	<u>7</u>
15. <u>Crooked Stick Ct</u>	<u>7</u>	40. <u>Stonewall Ct</u>	<u>1</u>
16. <u>Deer Tract Dr</u>	<u>1</u>	41. <u>Stoney Point Ln</u>	<u>1</u>
17. <u>Doncaster Ct</u>	<u>1</u>	42. <u>South Mercer Ct</u>	<u>2</u>
18. <u>E Creek Ct</u>	<u>1</u>	43. <u>Tapp Pt</u>	<u>1</u>
19. <u>Ellafair Ln</u>	<u>1</u>	44. <u>Timberlake Ct</u>	<u>1</u>
20. <u>Freestone Dr</u>	<u>7</u>	45. <u>Top Flight Ct</u>	<u>1</u>
21. <u>Harrington Ct</u>	<u>1</u>	46. <u>Treyburn Rd</u>	<u>1</u>
22. <u>Hever Ct</u>	<u>1</u>	47. <u>Wenlock Cir</u>	<u>1</u>
23. <u>Hunter Hill Rd</u>	<u>1</u>		
24. <u>Jarrold Ct</u>	<u>2</u>	48. <u>Whitmell Ave</u>	<u>3</u>
25. <u>Innis Ct</u>	<u>8</u>	49. <u>Woodhouse Ct</u>	<u>1</u>

RESURFACING PACKAGE T

Name	District(s)	Name	District(s)
1. <u>Berry Ridge Cir</u>	<u>8</u>	14. <u>Old Still Rd W</u>	<u>9</u>
2. <u>Brassie Ct</u>	<u>9</u>	15. <u>Mauney Dr</u>	<u>10</u>
3. <u>Briar Ln</u>	<u>6</u>	16. <u>Pisgah Dr</u>	<u>11</u>
4. <u>Brookmist</u>	<u>8</u>	17. <u>Ridge Pond Dr</u>	<u>8</u>
5. <u>Cambride Oaks Ct</u>	<u>8</u>	18. <u>Saxon Shore Rd</u>	<u>11</u>
6. <u>Cambride Oaks Dr</u>	<u>8</u>	19. <u>Shallow Brook Dr</u>	<u>9</u>
7. <u>Chillingham Rd</u>	<u>1</u>	20. <u>Signal Ln</u>	<u>1</u>
8. <u>Cobblestone Ct</u>	<u>1</u>	21. <u>Silver Lake Cir</u>	<u>1</u>
9. <u>Dovecreek</u>	<u>8</u>	22. <u>Walden Oak Ct</u>	<u>9</u>
10. <u>Flowerwood Ct</u>	<u>11</u>	23. <u>Waterton Way</u>	<u>9</u>
11. <u>Harleston Rd</u>	<u>1</u>	24. <u>Woodbranch Rd</u>	<u>8</u>
12. <u>Hunt Cup Ln</u>	<u>9</u>	25. <u>Woodglen Ln</u>	<u>1</u>
13. <u>Jim Koon Rd</u>	<u>2</u>		

Dirt Roads Currently Under Evaluation

Road Name	District	Road Name	District
Adams Pond Rd	8	Mount Pilgrim Church Rd	7
Ashbury St	7	N. Hask Jacobs Rd	7
Barbara Dr	7	Old Creek Rd	10
Barberville Loop	10	Old Palmetto Circle	10
Barney Ln	8	Peach Tree Dr	1
Bisbane Rd	7	Pebble Shore Rd	1
Breazio Rd	7	Poe St	10
Broad Bluff Pt	1	Prioleau Rd	10
Calvin Mays Rd	10	Ravenbrook Rd	1
Davis Smith Rd	7	Robert McKenzie Rd	10
Dry Branch Way	10	Roosevelt Rd	7
Entzminger Rd	2	Russ Brown Rd	2
Faust St	3	Saddlemont Dr	11
Flatrock Arch	10	Sam Dubard Rd	7
Frasier St	10	Sandy St	9
Friend Way Rd	10	Sarah Matthews Rd	7
Gene Dr	10	Sassafras Rd	10
George Robertson Rd	2	Shadow Mist Ln	2
George Washington Ln	10	Smith Myers Rd	7
Goodwin Way	10	Smithcreek Rd	10
Governor Pond Rd	7	Snow Rd	7
Hampton Williams Rd	10	South Perkins Rd	10
High Valley Trail	7	Spring Creek Rd	10
HL Clarkson Rd	10	Stone House Rd	1
Jackson Rd	10	Sulton Johnson Rd	10
Ken Webber Rd	1	Sumpter Loop	10
Larger St	7	Taylor Arc Rd	10
Lillie Rosa Cir	10	Valerie Rd	7
Lincoln Rd	7	Wessinger Ln	7
Lum Rd	1	Wild Goose Rd	7
Mary St	10	Willa Dr	11
Melton Rd	9	Wilson McCoy Rd	10
Mickens Rd	10	Wood Cone Trail	10

